



AUTUMN RACE MEETING

Snetterton

2nd & 3rd October 2010



Results Provided by Timing Solutions Ltd
www.tsl-timing.com

Aero Racing Morgan Challenge

QUALIFYING - RACE 1 - CLASSIFICATION

POS	NO	CL	NAME	ENTRY	TIME	ON	LAPS	GAP	DIFF	MPH
1	91	B	Philip GODDARD	Morgan Plus 8	1:32.681	9	10			75.82
2	66	B	Andrew THOMPSON	Morgan Roadster	1:32.719	10	10	0.038	0.038	75.78
3	30	B	Daniel LEE	Morgan Plus 8	1:32.752	7	9	0.071	0.033	75.76
4	87	B	Tony LEES	Morgan Plus 8	1:33.284	10	10	0.603	0.532	75.33
5	13	B	Chris ACKLAM	Morgan Plus 8	1:33.515	9	10	0.834	0.231	75.14
6	59	A	Chris WILLIAMS	Morgan Plus 8	1:34.178	2	4	1.497	0.663	74.61
7	4	C	Jonathan EDWARDS	Morgan Plus 8	1:35.536	9	9	2.855	1.358	73.55
8	77	B	Richard THORNE	Morgan Roadster	1:35.554	8	9	2.873	0.018	73.54
9	99	A	Matthew WURR	Morgan Plus 8	1:35.807	9	9	3.126	0.253	73.34
10	5	B	Alan WICKENDEN	Morgan Plus 8	1:35.885	8	9	3.204	0.078	73.28
11	1	R	Simon OREBI GANN	Morgan Roadster	1:36.922	7	9	4.241	1.037	72.50
12	90	R	Tony RIVERS	Morgan Roadster	1:37.312	7	9	4.631	0.390	72.21
13	9	A	Ray HIGGS	Morgan Plus 8	1:38.237	6	9	5.556	0.925	71.53
14	73	R	Roger WHITESIDE	Morgan Roadster	1:38.361	4	9	5.680	0.124	71.44
15	61	R	Simon Baines	Morgan Roadster	1:38.424	6	9	5.743	0.063	71.39
16	54	C	Philip St. Clair TISDALL	Morgan Plus 8	1:38.583	8	9	5.902	0.159	71.28
17	42	R	Peter COLE	Morgan Roadster	1:39.156	7	8	6.475	0.573	70.86
18	28	C	Sharlie GODDARD	Morgan Plus 8	1:40.131	9	9	7.450	0.975	70.17
19	65	R	Simon ROTHON	Morgan Roadster Lwt.	1:41.794	8	9	9.113	1.663	69.03
20	64	R	Phill THOMAS	Morgan Roadster	1:42.149	6	9	9.468	0.355	68.79
21	34	B	Peter SARGEANT	Morgan Plus 8	1:42.841	6	9	10.160	0.692	68.32
22	37	E	Michal PAVLIK	Morgan 4/4 Competition	1:44.042	4	8	11.361	1.201	67.54
23	27	R	Sean HORWOOD	Morgan Roadster	1:46.927	3	8	14.246	2.885	65.71
24	47	R	Peter RAFTER	Morgan Roadster	1:47.327	8	8	14.646	0.400	65.47
25	22	E	James SUMNER	Morgan 4/4	1:48.350	5	8	15.669	1.023	64.85
26	8	C	Leigh SEBBA	Morgan Plus 8	1:52.121	8	8	19.440	3.771	62.67
27	78	E	Neil Cullen	Morgan 4/4	1:57.313	7	7	24.632	5.192	59.90

Car 59 - Please fit timing transponder

Snetterton
Circuit Length = 1.9520 miles
Start: 09:00 End: 09:17

Weather / Track : Bright / Damp
These results are provisional until the conclusion of any judicial and technical matters.

Clerk of Course :		Timekeeper :
-------------------	--	--------------

Aero Racing Morgan Challenge

QUALIFYING - RACE 1 - LAP ANALYSIS

1	Simon OREBI GANN		R Morgan Roadster				
1 -	1:54.731	+ 17.809	9:02:13.677	6 -	1:39.894	+ 2.972	9:10:37.701
2 -	1:43.631	+ 6.709	9:03:57.308	7 -	1:36.922		9:12:14.623
3 -	1:40.737	+ 3.815	9:05:38.045	8 -	1:37.800	+ 0.878	9:13:52.423
4 -	1:39.727	+ 2.805	9:07:17.772	9 -	1:38.086	+ 1.164	9:15:30.509
5 -	1:40.035	+ 3.113	9:08:57.807				
4	Jonathan EDWARDS		C Morgan Plus 8				
1 -	1:58.310	+ 22.774	9:02:18.775	6 -	1:39.107	+ 3.571	9:10:38.726
2 -	1:43.876	+ 8.340	9:04:02.651	7 -	1:36.953	+ 1.417	9:12:15.679
3 -	1:38.544	+ 3.008	9:05:41.195	8 -	1:41.672	+ 6.136	9:13:57.351
4 -	1:40.270	+ 4.734	9:07:21.465	9 -	1:35.536		9:15:32.887
5 -	1:38.154	+ 2.618	9:08:59.619				
5	Alan WICKENDEN		B Morgan Plus 8				
1 -	1:53.979	+ 18.094	9:02:44.958	6 -	1:36.673	+ 0.788	9:10:58.121
2 -	1:42.252	+ 6.367	9:04:27.210	7 -	1:36.524	+ 0.639	9:12:34.645
3 -	1:38.115	+ 2.230	9:06:05.325	8 -	1:35.885		9:14:10.530
4 -	1:37.844	+ 1.959	9:07:43.169	9 -	1:38.126	+ 2.241	9:15:48.656
5 -	1:38.279	+ 2.394	9:09:21.448				
8	Leigh SEBBA		C Morgan Plus 8				
1 -	2:05.592	+ 13.471	9:02:52.261	5 -	1:54.905	+ 2.784	9:10:43.870
2 -	1:58.135	+ 6.014	9:04:50.396	6 -	1:57.830	+ 5.709	9:12:41.700
3 -	2:02.853	+ 10.732	9:06:53.249	7 -	1:52.978	+ 0.857	9:14:34.678
4 -	1:55.716	+ 3.595	9:08:48.965	8 -	1:52.121		9:16:26.799
9	Ray HIGGS		A Morgan Plus 8				
1 -	1:57.002	+ 18.765	9:02:25.378	6 -	1:38.237		9:10:53.840
2 -	1:47.856	+ 9.619	9:04:13.234	7 -	1:40.926	+ 2.689	9:12:34.766
3 -	1:39.745	+ 1.508	9:05:52.979	8 -	1:39.214	+ 0.977	9:14:13.980
4 -	1:40.762	+ 2.525	9:07:33.741	9 -	1:39.816	+ 1.579	9:15:53.796
5 -	1:41.862	+ 3.625	9:09:15.603				
13	Chris ACKLAM		B Morgan Plus 8				
1 -	1:53.240	+ 19.725	9:02:10.707	6 -	1:34.713	+ 1.198	9:10:10.472
2 -	1:38.674	+ 5.159	9:03:49.381	7 -	1:34.885	+ 1.370	9:11:45.357
3 -	1:37.380	+ 3.865	9:05:26.761	8 -	1:34.357	+ 0.842	9:13:19.714
4 -	1:35.073	+ 1.558	9:07:01.834	9 -	1:33.515		9:14:53.229
5 -	1:33.925	+ 0.410	9:08:35.759	10 -	1:33.751	+ 0.236	9:16:26.980
22	James SUMNER		E Morgan 4/4				
1 -	2:04.763	+ 16.413	9:02:54.743	5 -	1:48.350		9:10:25.547
2 -	1:58.626	+ 10.276	9:04:53.369	6 -	1:48.587	+ 0.237	9:12:14.134
3 -	1:54.128	+ 5.778	9:06:47.497	7 -	1:49.352	+ 1.002	9:14:03.486
4 -	1:49.700	+ 1.350	9:08:37.197	8 -	1:50.332	+ 1.982	9:15:53.818
27	Sean HORWOOD		R Morgan Roadster				
1 -	2:02.427	+ 15.500	9:02:38.836	5 -	1:49.236	+ 2.309	9:09:54.350
2 -	1:50.615	+ 3.688	9:04:29.451	6 -	1:48.616	+ 1.689	9:11:42.966
3 -	1:46.927		9:06:16.378	7 -	1:50.807	+ 3.880	9:13:33.773
4 -	1:48.736	+ 1.809	9:08:05.114	8 -	1:51.541	+ 4.614	9:15:25.314
28	Sharlie GODDARD		C Morgan Plus 8				
1 -	2:00.038	+ 19.907	9:02:16.154	6 -	1:40.883	+ 0.752	9:10:52.451
2 -	1:48.309	+ 8.178	9:04:04.463	7 -	1:44.731	+ 4.600	9:12:37.182
3 -	1:43.526	+ 3.395	9:05:47.989	8 -	1:41.289	+ 1.158	9:14:18.471
4 -	1:41.802	+ 1.671	9:07:29.791	9 -	1:40.131		9:15:58.602
5 -	1:41.777	+ 1.646	9:09:11.568				

Weather / Track : Bright / Damp

Snetterton
Circuit Length = 1.9520 miles
Start: 09:00 End: 09:17

Aero Racing Morgan Challenge

QUALIFYING - RACE 1 - LAP ANALYSIS

30	Daniel LEE		B Morgan Plus 8				
1 -	1:55.134	+ 22.382	9:02:24.584	6 -	1:34.003	+ 1.251	9:10:28.856
2 -	1:41.874	+ 9.122	9:04:06.458	7 -	1:32.752		9:12:01.608
3 -	1:35.555	+ 2.803	9:05:42.013	8 -	1:34.265	+ 1.513	9:13:35.873
4 -	1:36.415	+ 3.663	9:07:18.428	9 -	1:38.259	+ 5.507	9:15:14.132
5 -	1:36.425	+ 3.673	9:08:54.853				
34	Peter SARGEANT		B Morgan Plus 8				
1 -	2:05.363	+ 22.522	9:02:47.859	6 -	1:42.841		9:11:28.994
2 -	1:46.876	+ 4.035	9:04:34.735	7 -	1:43.444	+ 0.603	9:13:12.438
3 -	1:44.904	+ 2.063	9:06:19.639	8 -	1:43.290	+ 0.449	9:14:55.728
4 -	1:42.994	+ 0.153	9:08:02.633	9 -	1:43.620	+ 0.779	9:16:39.348
5 -	1:43.520	+ 0.679	9:09:46.153				
37	Michal PAVLIK		E Morgan 4/4 Competition				
1 -	2:04.558	+ 20.516	9:03:03.844	5 -	1:44.365	+ 0.323	9:10:09.120
2 -	1:49.290	+ 5.248	9:04:53.134	6 -	1:45.993	+ 1.951	9:11:55.113
3 -	1:47.579	+ 3.537	9:06:40.713	7 -	1:44.420	+ 0.378	9:13:39.533
4 -	1:44.042		9:08:24.755	8 -	1:47.197	+ 3.155	9:15:26.730
42	Peter COLE		R Morgan Roadster				
1 -	2:07.409	+ 28.253	9:03:05.160	5 -	1:40.997	+ 1.841	9:10:09.227
2 -	1:49.886	+ 10.730	9:04:55.046	6 -	1:42.886	+ 3.730	9:11:52.113
3 -	1:48.800	+ 9.644	9:06:43.846	7 -	1:39.156		9:13:31.269
4 -	1:44.384	+ 5.228	9:08:28.230	8 -	1:44.193	+ 5.037	9:15:15.462
47	Peter RAFTER		R Morgan Roadster				
1 -	2:12.843	+ 25.516	9:03:08.706	5 -	1:51.138	+ 3.811	9:10:42.144
2 -	1:57.940	+ 10.613	9:05:06.646	6 -	1:47.532	+ 0.205	9:12:29.676
3 -	1:48.207	+ 0.880	9:06:54.853	7 -	1:52.320	+ 4.993	9:14:21.996
4 -	1:56.153	+ 8.826	9:08:51.006	8 -	1:47.327		9:16:09.323
54	Philip St. Clair TISDALL		C Morgan Plus 8				
1 -	1:57.338	+ 18.755	9:02:23.207	6 -	1:42.220	+ 3.637	9:11:03.652
2 -	1:49.050	+ 10.467	9:04:12.257	7 -	1:44.237	+ 5.654	9:12:47.889
3 -	1:44.911	+ 6.328	9:05:57.168	8 -	1:38.583		9:14:26.472
4 -	1:42.613	+ 4.030	9:07:39.781	9 -	1:40.300	+ 1.717	9:16:06.772
5 -	1:41.651	+ 3.068	9:09:21.432				
59	Chris WILLIAMS		A Morgan Plus 8				
1 -	3:34.363	+ 2:00.185	9:05:43.966	3 -	1:36.470	+ 2.292	9:08:54.614
2 -	1:34.178		9:07:18.144	4 -	1:35.615	+ 1.437	9:10:30.229
61	Simon Baines		R Morgan Roadster				
1 -	1:57.259	+ 18.835	9:02:21.192	6 -	1:38.424		9:10:52.485
2 -	1:46.610	+ 8.186	9:04:07.802	7 -	1:39.836	+ 1.412	9:12:32.321
3 -	1:41.806	+ 3.382	9:05:49.608	8 -	1:38.650	+ 0.226	9:14:10.971
4 -	1:40.782	+ 2.358	9:07:30.390	9 -	1:39.507	+ 1.083	9:15:50.478
5 -	1:43.671	+ 5.247	9:09:14.061				
64	Phill THOMAS		R Morgan Roadster				
1 -	2:04.774	+ 22.625	9:02:42.968	6 -	1:42.149		9:11:36.509
2 -	1:50.881	+ 8.732	9:04:33.849	7 -	1:44.099	+ 1.950	9:13:20.608
3 -	1:52.191	+ 10.042	9:06:26.040	8 -	1:45.717	+ 3.568	9:15:06.325
4 -	1:43.429	+ 1.280	9:08:09.469	9 -	1:51.248	+ 9.099	9:16:57.573
5 -	1:44.891	+ 2.742	9:09:54.360				
65	Simon ROTHON		R Morgan Roadster Lwt.				
1 -	1:55.550	+ 13.756	9:02:27.268	6 -	1:51.286	+ 9.492	9:11:16.776
2 -	1:48.313	+ 6.519	9:04:15.581	7 -	1:44.821	+ 3.027	9:13:01.597
3 -	1:43.198	+ 1.404	9:05:58.779	8 -	1:41.794		9:14:43.391

Weather / Track : Bright / Damp

Snetterton
Circuit Length = 1.9520 miles
Start: 09:00 End: 09:17

Aero Racing Morgan Challenge

QUALIFYING - RACE 1 - LAP ANALYSIS


4 -	1:42.821	+ 1.027	9:07:41.600	9 -	1:44.266	+ 2.472	9:16:27.657
5 -	1:43.890	+ 2.096	9:09:25.490				
66	Andrew THOMPSON		B	Morgan Roadster			
1 -	1:53.471	+ 20.752	9:02:04.395	6 -	1:35.740	+ 3.021	9:10:11.463
2 -	1:41.569	+ 8.850	9:03:45.964	7 -	1:35.244	+ 2.525	9:11:46.707
3 -	1:38.092	+ 5.373	9:05:24.056	8 -	1:34.860	+ 2.141	9:13:21.567
4 -	1:36.396	+ 3.677	9:07:00.452	9 -	1:33.187	+ 0.468	9:14:54.754
5 -	1:35.271	+ 2.552	9:08:35.723	10 -	1:32.719		9:16:27.473
73	Roger WHITESIDE		R	Morgan Roadster			
1 -	1:54.711	+ 16.350	9:02:28.582	6 -	1:39.530	+ 1.169	9:10:57.782
2 -	1:45.412	+ 7.051	9:04:13.994	7 -	1:41.104	+ 2.743	9:12:38.886
3 -	1:43.884	+ 5.523	9:05:57.878	8 -	1:41.311	+ 2.950	9:14:20.197
4 -	1:38.361		9:07:36.239	9 -	1:39.398	+ 1.037	9:15:59.595
5 -	1:42.013	+ 3.652	9:09:18.252				
77	Richard THORNE		B	Morgan Roadster			
1 -	1:58.308	+ 22.754	9:02:20.771	6 -	1:38.428	+ 2.874	9:10:47.161
2 -	1:46.495	+ 10.941	9:04:07.266	7 -	1:38.010	+ 2.456	9:12:25.171
3 -	1:41.544	+ 5.990	9:05:48.810	8 -	1:35.554		9:14:00.725
4 -	1:39.340	+ 3.786	9:07:28.150	9 -	2:01.119	+ 25.565	9:16:01.844
5 -	1:40.583	+ 5.029	9:09:08.733				
78	Neil Cullen		E	Morgan 4/4			
1 -	2:13.913	+ 16.600	9:03:07.151	5 -	2:05.358	+ 8.045	9:11:28.214
2 -	2:06.136	+ 8.823	9:05:13.287	6 -	1:59.099	+ 1.786	9:13:27.313
3 -	2:03.096	+ 5.783	9:07:16.383	7 -	1:57.313		9:15:24.626
4 -	2:06.473	+ 9.160	9:09:22.856				
87	Tony LEES		B	Morgan Plus 8 - Avantek Computer			
1 -	1:53.293	+ 20.009	9:02:05.127	6 -	1:36.239	+ 2.955	9:10:20.257
2 -	1:42.664	+ 9.380	9:03:47.791	7 -	1:35.338	+ 2.054	9:11:55.595
3 -	1:41.256	+ 7.972	9:05:29.047	8 -	1:34.593	+ 1.309	9:13:30.188
4 -	1:38.602	+ 5.318	9:07:07.649	9 -	1:33.690	+ 0.406	9:15:03.878
5 -	1:36.369	+ 3.085	9:08:44.018	10 -	1:33.284		9:16:37.162
90	Tony RIVERS		R	Morgan Roadster			
1 -	1:54.387	+ 17.075	9:02:39.652	6 -	1:41.202	+ 3.890	9:11:07.587
2 -	1:45.436	+ 8.124	9:04:25.088	7 -	1:37.312		9:12:44.899
3 -	1:41.941	+ 4.629	9:06:07.029	8 -	1:39.215	+ 1.903	9:14:24.114
4 -	1:40.511	+ 3.199	9:07:47.540	9 -	1:38.924	+ 1.612	9:16:03.038
5 -	1:38.845	+ 1.533	9:09:26.385				
91	Philip GODDARD		B	Morgan Plus 8			
1 -	1:54.663	+ 21.982	9:02:08.036	6 -	1:33.723	+ 1.042	9:10:13.805
2 -	1:40.589	+ 7.908	9:03:48.625	7 -	1:35.823	+ 3.142	9:11:49.628
3 -	1:38.714	+ 6.033	9:05:27.339	8 -	1:33.216	+ 0.535	9:13:22.844
4 -	1:38.026	+ 5.345	9:07:05.365	9 -	1:32.681		9:14:55.525
5 -	1:34.717	+ 2.036	9:08:40.082	10 -	1:32.998	+ 0.317	9:16:28.523
99	Matthew WURR		A	Morgan Plus 8 - OK Racing			
1 -	1:56.151	+ 20.344	9:02:35.763	6 -	1:36.868	+ 1.061	9:10:58.587
2 -	1:46.493	+ 10.686	9:04:22.256	7 -	1:39.940	+ 4.133	9:12:38.527
3 -	1:41.844	+ 6.037	9:06:04.100	8 -	1:35.813	+ 0.006	9:14:14.340
4 -	1:40.261	+ 4.454	9:07:44.361	9 -	1:35.807		9:15:50.147
5 -	1:37.358	+ 1.551	9:09:21.719				

Weather / Track : Bright / Damp

Snetterton
Circuit Length = 1.9520 miles
Start: 09:00 End: 09:17

Aero Racing Morgan Challenge

RACE 1 - GRID

ROW 14	1:57.313 78 Neil Cullen		
ROW 13	1:48.350 22 James SUMNER	1:52.121 8 Leigh SEBBA	
ROW 12	1:46.927 27 Sean HORWOOD		1:47.327 47 Peter RAFTER
ROW 11	1:42.841 34 Peter SARGEANT	1:44.042 37 Michal PAVLIK	
ROW 10	1:41.794 65 Simon ROTHON		1:42.149 64 Phill THOMAS
ROW 9	1:39.156 42 Peter COLE	1:40.131 28 Sharlie GODDARD	
ROW 8	1:38.424 61 Simon Baines		1:38.583 54 Philip St. Clair TISDALL
ROW 7	1:38.237 9 Ray HIGGS	1:38.361 73 Roger WHITESIDE	
ROW 6	1:36.922 1 Simon OREBI GANN		1:37.312 90 Tony RIVERS
ROW 5	1:35.807 99 Matthew WURR	1:35.885 5 Alan WICKENDEN	
ROW 4	1:35.536 4 Jonathan EDWARDS		1:35.554 77 Richard THORNE
ROW 3	1:33.515 13 Chris ACKLAM	1:34.178 59 Chris WILLIAMS	
ROW 2	1:32.752 30 Daniel LEE		1:33.284 87 Tony LEES
ROW 1	1:32.681 91 Philip GODDARD	1:32.719 66 Andrew THOMPSON	
Pole			
			

Snetterton
Circuit Length = 1.9520 miles

These results are provisional until the conclusion of any judicial and technical matters.

Clerk of Course :		Timekeeper :
-------------------	--	--------------

Aero Racing Morgan Challenge

RACE 1 - CLASSIFICATION

POS	NO	CL	NAME	ENTRY	LAPS	TIME	GAP	DIFF	MPH	BEST	ON
1	91	B	Philip GODDARD	Morgan Plus 8	19	28:27.315			78.20	1:20.138	3
2	87	B	Tony LEES	Morgan Plus 8	19	28:30.722	3.407	3.407	78.04	1:20.269	11
3	5	B	Alan WICKENDEN	Morgan Plus 8	19	28:32.500	5.185	1.778	77.96	1:21.118	5
4	9	A	Ray HIGGS	Morgan Plus 8	19	28:38.840	11.525	6.340	77.67	1:21.855	7
5	90	R	Tony RIVERS	Morgan Roadster	19	28:41.896	14.581	3.056	77.53	1:22.581	8
6	1	R	Simon OREBI GANN	Morgan Roadster	19	28:43.220	15.905	1.324	77.48	1:22.959	10
7	61	R	Simon BAINES	Morgan Roadster	19	31:35.551	3:08.236	2:52.331	70.43	1:23.622	11
8	54	C	Philip St. Clair TISDALL	Morgan Plus 8	18	28:29.169	1 lap	1 lap	74.00	1:24.725	9
9	42	R	Peter COLE	Morgan Roadster	18	28:31.908	1 lap	2.739	73.88	1:25.353	5
10	65	R	Simon ROTHON	Morgan Roadster Lwt.	18	31:17.848	1 lap	2:45.940	67.35	1:27.164	14
11	34	B	Peter SARGEANT	Morgan Plus 8	18	31:28.582	1 lap	10.734	66.97	1:27.881	15
12	8	C	Leigh SEBBA	Morgan Plus 8	18	31:32.723	1 lap	4.141	66.82	1:27.887	10
13	64	R	Phill THOMAS	Morgan Roadster	18	31:44.332	1 lap	11.609	66.42	1:29.242	4
14	37	E	Michal PAVLIK	Morgan 4/4 Competition	17	28:33.720	2 laps	1 lap	69.70	1:31.257	10
15	27	R	Sean HORWOOD	Morgan Roadster	17	28:34.407	2 laps	0.687	69.68	1:31.237	10
16	47	R	Peter RAFTER	Morgan Roadster	17	31:39.364	2 laps	3:04.957	62.89	1:34.068	14
17	22	E	James SUMNER	Morgan 4/4	16	28:37.701	3 laps	1 lap	65.45	1:36.396	8
18	77	B	Richard THORNE	Morgan Roadster	16	28:39.908	3 laps	2.207	65.37	1:22.501	11
19	78	E	Neil CULLEN	Morgan 4/4	15	28:36.414	4 laps	1 lap	61.41	1:45.305	10

NOT CLASSIFIED

DNF	99	A	Matthew WURR	Morgan Plus 8	16	21:40.281	3 laps	0.000	86.46	1:18.824	6
DNF	4	C	Jonathan EDWARDS	Morgan Plus 8	14	20:03.767	5 laps	2 laps	81.72	1:24.205	2
DNF	73	R	Roger WHITESIDE	Morgan Roadster	14	20:04.335	5 laps	0.568	81.68	1:23.544	11
DNF	30	B	Daniel LEE	Morgan Plus 8	12	16:33.577	7 laps	2 laps	84.87	1:21.088	7
DNF	66	B	Andrew THOMPSON	Morgan Roadster	11	14:59.519	8 laps	1 lap	85.93	1:20.640	4
DNF	28	C	Sharlie GODDARD	Morgan Plus 8	10	14:53.706	9 laps	1 lap	78.62	1:23.209	9
DNF	59	A	Chris WILLIAMS	Morgan Plus 8	4	5:32.050	15 laps	6 laps	84.65	1:18.192	2
DNF	13	B	Chris ACKLAM	Morgan Plus 8	2	2:56.864	17 laps	2 laps	79.46	1:24.292	2

FASTEST LAP

59	A	Chris WILLIAMS	Morgan Plus 8	2	1:18.192	89.86 mph	144.63 kph
91	B	Philip GODDARD	Morgan Plus 8	3	1:20.138	87.68 mph	141.11 kph
90	R	Tony RIVERS	Morgan Roadster	8	1:22.581	85.09 mph	136.94 kph
28	C	Sharlie GODDARD	Morgan Plus 8	9	1:23.209	84.45 mph	135.91 kph
37	E	Michal PAVLIK	Morgan 4/4 Competition	10	1:31.257	77.00 mph	123.92 kph

Weather / Track : Bright / Dry

These results are provisional until the conclusion of any judicial and technical matters.

Snetterton

Circuit Length = 1.9520 miles

Start: 12:17 End: 12:50

Clerk of Course :

Timekeeper :

Aero Racing Morgan Challenge

RACE 1 - LAP CHART

Lap 1			Lap 2			Lap 3			Lap 4			Lap 5		
No	Behind	Laptime	No	Behind	Laptime	No	Behind	Laptime	No	Behind	Laptime	No	Behind	Laptime
91		1:28.628	91		1:20.851	59		1:18.421	91		1:20.855	91		1:21.062
66	0.147	1:28.775	66	0.508	1:21.212	91	0.001	1:20.138	66	0.912	1:20.640	66	0.611	1:20.761
87	0.610	1:29.238	87	1.131	1:21.372	66	1.128	1:20.757	59	1.578	1:22.434	99	2.221	1:20.468
30	1.760	1:30.388	59	1.716	1:18.192	87	1.930	1:20.936	87	2.130	1:21.056	87	3.389	1:22.321
77	3.886	1:32.514	30	2.780	1:21.871	99	4.465	1:20.040	99	2.815	1:19.206	47	1 LAP	1:40.794
13	3.944	1:32.572	99	4.562	1:20.169	30	5.987	1:23.344	30	6.505	1:21.374	22	1 LAP	1:41.175
59	4.375	1:33.003	77	7.143	1:24.108	5	9.220	1:21.955	5	10.008	1:21.644	30	7.134	1:21.691
90	4.793	1:33.421	13	7.385	1:24.292	9	13.698	1:24.458	9	15.645	1:22.803	5	10.064	1:21.118
99	5.244	1:33.872	5	7.402	1:22.961	90	14.349	1:26.570	90	16.957	1:23.464	9	16.763	1:22.180
5	5.292	1:33.920	90	7.916	1:23.974	4	17.478	1:26.904	78	1 LAP	1:52.411	90	19.222	1:23.327
4	7.357	1:35.985	9	9.377	1:22.668	1	18.439	1:26.100	1	21.501	1:23.918	1	25.332	1:24.893
9	7.560	1:36.188	4	10.711	1:24.205	54	19.547	1:27.730	4	22.131	1:25.509	4	26.447	1:25.378
54	7.919	1:36.547	54	11.954	1:24.886	73	20.544	1:26.512	54	23.741	1:25.050	54	27.772	1:25.093
1	8.977	1:37.605	1	12.476	1:24.350	61	21.528	1:26.508	73	24.502	1:24.814	73	28.614	1:25.174
73	9.947	1:38.575	73	14.169	1:25.073	28	28.215	1:26.805	61	25.717	1:25.045	61	29.662	1:25.007
61	10.183	1:38.811	61	15.157	1:25.825	42	29.356	1:29.620	28	32.039	1:24.680	28	35.513	1:24.536
64	12.761	1:41.389	42	19.873	1:26.517	64	35.930	1:33.330	42	34.024	1:25.524	42	38.315	1:25.353
42	14.207	1:42.835	28	21.547	1:27.780	34	36.778	1:32.622	64	44.316	1:29.242	78	1 LAP	1:50.311
34	14.339	1:42.967	64	22.737	1:30.827	27	41.428	1:33.327	34	44.695	1:28.773	34	53.605	1:29.972
28	14.618	1:43.246	34	24.293	1:30.805	65	41.907	1:33.406	27	54.224	1:33.652	64	56.122	1:32.868
27	16.108	1:44.736	27	28.238	1:32.981	8	43.284	1:34.400	65	54.550	1:33.499	65	1:03.885	1:30.397
65	17.019	1:45.647	65	28.638	1:32.470	37	43.534	1:33.158	8	55.095	1:32.667	8	1:05.487	1:31.454
8	17.897	1:46.525	8	29.021	1:31.975	47	1:05.627	1:43.054	37	56.436	1:33.758	27	1:07.577	1:34.415
37	18.510	1:47.138	37	30.513	1:32.854	22	1:07.071	1:42.018				37	1:08.859	1:33.485
47	22.235	1:50.863	47	42.710	1:41.326							77	2 LAPS	5:13.608
22	27.013	1:55.641	22	45.190	1:39.028									
78	37.025	2:05.653	78	1:07.192	1:51.018									

Weather / Track : Bright / Dry

Snetterton
Circuit Length = 1.9520 miles
Start: 12:17 End: 12:50

Aero Racing Morgan Challenge

RACE 1 - LAP CHART

Lap 6			Lap 7			Lap 8			Lap 9			Lap 10		
No	Behind	Laptime	No	Behind	Laptime	No	Behind	Laptime	No	Behind	Laptime	No	Behind	Laptime
99		1:18.824	99		1:19.475	99		1:20.564	99		1:21.045	99		1:20.409
91	0.122	1:21.167	37	1 LAP	1:31.881	91	2.745	1:21.456	34	1 LAP	1:29.993	91	3.696	1:21.527
66	0.232	1:20.666	91	1.853	1:21.206	65	1 LAP	1:29.983	91	2.578	1:20.878	66	3.885	1:21.067
87	3.724	1:21.380	66	2.084	1:21.327	66	3.118	1:21.598	66	3.227	1:21.154	87	6.343	1:20.615
30	8.191	1:22.102	87	5.937	1:21.688	8	1 LAP	1:31.250	87	6.137	1:20.885	34	1 LAP	1:31.718
5	12.061	1:23.042	30	9.804	1:21.088	87	6.297	1:20.924	64	1 LAP	1:31.882	30	14.754	1:22.358
9	19.552	1:23.834	77	3 LAPS	1:32.908	30	11.781	1:22.541	65	1 LAP	1:28.091	5	17.604	1:21.769
90	22.618	1:24.441	5	13.723	1:21.137	27	1 LAP	1:35.451	8	1 LAP	1:28.938	65	1 LAP	1:29.030
47	1 LAP	1:39.995	9	21.932	1:21.855	5	15.174	1:22.015	30	12.805	1:22.069	64	1 LAP	1:31.015
22	1 LAP	1:39.444	90	26.294	1:23.151	37	1 LAP	1:36.402	5	16.244	1:22.115	8	1 LAP	1:28.345
1	27.755	1:23.468	1	32.578	1:24.298	77	3 LAPS	1:26.653	77	3 LAPS	1:25.664	77	3 LAPS	1:24.487
4	29.934	1:24.532	4	35.860	1:25.401	78	2 LAPS	1:49.496	9	24.579	1:22.278	9	26.459	1:22.289
54	32.623	1:25.896	73	39.812	1:26.470	9	23.346	1:21.978	27	1 LAP	1:34.202	90	35.604	1:25.761
73	32.817	1:25.248	54	41.028	1:27.880	90	28.311	1:22.581	37	1 LAP	1:33.933	27	1 LAP	1:32.341
61	33.186	1:24.569	61	41.030	1:27.319	1	36.186	1:24.172	90	30.252	1:22.986	1	41.079	1:22.959
28	38.938	1:24.470	47	1 LAP	1:39.251	4	40.247	1:24.951	1	38.529	1:23.388	37	1 LAP	1:32.772
42	43.550	1:26.280	28	43.947	1:24.484	73	44.629	1:25.381	4	44.837	1:25.635	4	49.091	1:24.663
34	1:02.249	1:29.689	22	1 LAP	1:39.930	61	44.971	1:24.505	78	2 LAPS	1:45.668	61	52.368	1:24.554
64	1:07.698	1:32.621	42	50.357	1:26.282	54	46.109	1:25.645	61	48.223	1:24.297	73	53.179	1:24.943
65	1:12.824	1:29.984	34	1:12.995	1:30.221	28	47.736	1:24.353	73	48.645	1:25.061	54	54.967	1:25.587
78	1 LAP	1:46.378	64	1:19.045	1:30.822	42	57.177	1:27.384	54	49.789	1:24.725	42	1:08.657	1:26.778
8	1:13.683	1:29.241				47	1 LAP	1:39.197	28	49.900	1:23.209	78	2 LAPS	1:48.967
27	1:18.612	1:32.080				22	1 LAP	1:38.733	42	1:02.288	1:26.156	28	1:19.634	1:50.143
									47	1 LAP	1:36.278			
									22	1 LAP	1:36.396			

Weather / Track : Bright / Dry

Snetterton
Circuit Length = 1.9520 miles
Start: 12:17 End: 12:50

Aero Racing Morgan Challenge

RACE 1 - LAP CHART

Lap 11			Lap 12			Lap 13			Lap 14			Lap 15		
No	Behind	Laptime	No	Behind	Laptime	No	Behind	Laptime	No	Behind	Laptime	No	Behind	Laptime
99		1:21.070	99		1:20.123	99		1:19.086	99		1:19.236	99		1:22.462
91	4.067	1:21.441	91	4.732	1:20.788	42	1 LAP	1:27.271	91	8.079	1:20.568	91	6.863	1:21.246
66	4.377	1:21.562	87	7.336	1:21.917	91	6.747	1:21.101	42	1 LAP	1:26.486	27	2 LAPS	1:33.169
87	5.542	1:20.269	30	18.312	1:22.672	87	9.309	1:21.059	87	10.677	1:20.604	87	9.580	1:21.365
47	2 LAPS	1:38.757	5	20.972	1:22.953	5	23.606	1:21.720	5	25.792	1:21.422	37	2 LAPS	1:33.162
30	15.763	1:22.079	78	3 LAPS	1:46.501	9	39.282	1:27.584	9	42.411	1:22.365	42	1 LAP	1:28.007
22	2 LAPS	1:38.611	47	2 LAPS	1:34.589	77	3 LAPS	1:24.566	77	3 LAPS	1:22.501	22	3 LAPS	1:40.335
5	18.142	1:21.608	9	30.784	1:22.962	47	2 LAPS	1:36.189	65	1 LAP	1:28.404	5	25.265	1:21.935
34	1 LAP	1:32.204	22	2 LAPS	1:38.709	65	1 LAP	1:30.000	90	55.985	1:25.989	9	41.936	1:21.987
65	1 LAP	1:28.180	77	3 LAPS	1:25.050	78	3 LAPS	1:45.305	34	1 LAP	1:30.467	77	3 LAPS	1:23.065
8	1 LAP	1:27.887	65	1 LAP	1:29.876	34	1 LAP	1:29.822	8	1 LAP	1:30.294	90	56.716	1:23.193
9	27.945	1:22.556	34	1 LAP	1:33.192	8	1 LAP	1:30.094	1	59.598	1:24.244	65	1 LAP	1:27.164
77	3 LAPS	1:24.993	8	1 LAP	1:29.500	90	49.232	1:26.686	47	2 LAPS	1:37.381	1	1:00.396	1:23.260
64	1 LAP	1:32.640	90	41.632	1:23.757	1	54.590	1:26.891	64	1 LAP	1:31.039	34	1 LAP	1:29.692
90	37.998	1:23.464	64	1 LAP	1:30.445	64	1 LAP	1:34.504	61	1:09.626	1:24.046	8	1 LAP	1:29.622
1	43.655	1:23.646	1	46.785	1:23.253	4	1:04.505	1:25.424	4	1:10.180	1:24.911	61	1:11.728	1:24.564
27	1 LAP	1:31.237	4	58.167	1:25.655	61	1:04.816	1:24.933	73	1:10.748	1:24.704	47	2 LAPS	1:34.931
37	1 LAP	1:31.257	61	58.969	1:24.172	73	1:05.280	1:24.852	78	3 LAPS	1:48.428	64	1 LAP	1:32.537
4	52.635	1:24.614	73	59.514	1:23.984	54	1:13.198	1:28.691	54	1:20.437	1:26.475			
61	54.920	1:23.622	27	1 LAP	1:33.222	22	2 LAPS	2:01.570						
73	55.653	1:23.544	54	1:03.593	1:24.982	27	1 LAP	1:34.200						
54	58.734	1:24.837	37	1 LAP	1:32.822	37	1 LAP	1:34.087						
42	1:14.008	1:26.421												

Weather / Track : Bright / Dry

Snetterton
Circuit Length = 1.9520 miles
Start: 12:17 End: 12:50

Aero Racing Morgan Challenge

RACE 1 - LAP CHART

Lap 16			Lap 17			Lap 18			Lap 19		
No	Behind	Laptime	No	Behind	Laptime	No	Behind	Laptime	No	Behind	Laptime
99		1:24.232	91		1:26.730	91		2:40.031	91		2:36.750
54	1 LAP	1:27.993	54	1 LAP	1:31.222	54	1 LAP	2:39.068	54	1 LAP	2:36.862
91	3.523	1:20.892	87	3.439	1:26.801	87	2.453	2:39.045	87	3.407	2:37.704
87	6.891	1:21.543	42	1 LAP	1:26.148	42	1 LAP	2:29.956	42	1 LAP	2:37.889
78	4 LAPS	1:47.773	5	15.981	1:23.561	5	4.923	2:28.973	5	5.185	2:37.012
42	1 LAP	1:27.001	37	2 LAPS	1:32.730	37	2 LAPS	2:24.333	37	2 LAPS	2:37.491
27	2 LAPS	1:33.328	27	2 LAPS	1:34.683	27	2 LAPS	2:24.199	27	2 LAPS	2:37.184
37	2 LAPS	1:32.457	78	4 LAPS	1:48.321	78	4 LAPS	2:11.966	78	4 LAPS	2:38.218
5	22.673	1:21.640	22	3 LAPS	1:42.065	22	3 LAPS	2:07.335	22	3 LAPS	2:38.360
22	3 LAPS	1:38.351	9	42.690	1:32.464	9	9.534	2:06.875	9	11.525	2:38.741
9	40.479	1:22.775	77	3 LAPS	1:30.505	77	3 LAPS	2:07.395	77	3 LAPS	2:38.111
77	3 LAPS	1:23.780	90	59.951	1:34.676	90	12.729	1:52.809	90	14.581	2:38.602
90	55.528	1:23.044	1	1:00.867	1:31.865	1	14.481	1:53.645	1	15.905	2:38.174
1	59.255	1:23.091	65	1 LAP	2:55.679	65	1 LAP	2:37.558	65	1 LAP	3:00.715
65	1 LAP	1:27.765	34	1 LAP	2:50.947	34	1 LAP	2:37.098	34	1 LAP	3:10.519
34	1 LAP	1:27.881	8	1 LAP	2:51.969	8	1 LAP	2:37.319	8	1 LAP	3:13.134
8	1 LAP	1:28.109	61	2:33.223	2:51.728	61	2:30.627	2:37.435	61	3:08.236	3:14.359
61	1:11.748	1:24.252	47	2 LAPS	2:38.500	47	2 LAPS	2:38.140	47	2 LAPS	3:16.051
47	2 LAPS	1:34.068	64	1 LAP	2:39.541	64	1 LAP	2:37.631	64	1 LAP	3:19.512
64	1 LAP	1:32.487									

Weather / Track : Bright / Dry

Snetterton
 Circuit Length = 1.9520 miles
 Start: 12:17 End: 12:50

MGCC Moss Europe BCV8 Championship

QUALIFYING - RACE 2 & 9 - CLASSIFICATION

POS	NO	CL	NAME	ENTRY	TIME	ON	LAPS	GAP	DIFF	MPH
1	92	D	Roy MCCARTHY	MGB GT V8	1:24.548	7	8			83.11
2	97	D	Adrian BEER	MGB GT V8	1:29.637	9	9	5.089	5.089	78.39
3	87	D	Joe PARRINGTON	MG BGT V8	1:31.435	8	9	6.887	1.798	76.85
4	90	D	Chris TILLY	MGB GT V8	1:31.651	10	10	7.103	0.216	76.67
5	89	D	Bernard FOLEY	MGB GT V8	1:31.676	10	10	7.128	0.025	76.65
6	46	B	Simon CRIPPS	MGB Roadster	1:32.418	9	9	7.870	0.742	76.03
7	73	C	Piers TOWNSEND	MGB Roadster V8	1:32.743	9	9	8.195	0.325	75.76
8	83	C	Phil WALKER	MG BGT V8	1:33.056	9	9	8.508	0.313	75.51
9	30	B	James WHEELER	MG B Roadster	1:33.939	8	9	9.391	0.883	74.80
10	31	B	Jonnie WHEELER	MG B Roadster	1:34.919	8	9	10.371	0.980	74.03
11	58	B	Ian PRIOR	MG B Roadster	1:35.554	8	8	11.006	0.635	73.54
12	41	B	Babak FARSIAN	MGB Roadster	1:36.296	9	9	11.748	0.742	72.97
13	75	C	Martin HALL	MGB V8	1:37.216	9	9	12.668	0.920	72.28
14	3	A	Rob MUIR	MGB Roadster	1:38.777	8	8	14.229	1.561	71.14
15	18	AB	Howard GRUNDON	MGB GT V8	1:39.064	9	9	14.516	0.287	70.93
16	8	A	Robert CROFT	MGB GT	1:42.197	8	9	17.649	3.133	68.76
17	5	A	Bob FISHER	MGB GT	1:43.699	9	9	19.151	1.502	67.76
18	22	AB	Brian SMETHURST	MGB GT V8	1:46.433	8	8	21.885	2.734	66.02
19	6	A	Victoria STONES	MG B	1:46.448	8	8	21.900	0.015	66.01
20	10	A	Terry SAVORY	MGB GT	1:46.868	7	8	22.320	0.420	65.75
21	42	B	Paul ATKINSON	MGB Roadster	1:48.357	8	8	23.809	1.489	64.85
22	51	B	Russell MCCARTHY	MGB Roadster		0	0			

Car 3 - Please fit timing transponder

Weather / Track : Bright / Drying

These results are provisional until the conclusion of any judicial and technical matters.

Snetterton

Circuit Length = 1.9520 miles

Start: 09:23 End: 09:41

Clerk of Course :

Timekeeper :

MGCC Moss Europe BCV8 Championship

QUALIFYING - RACE 2 & 9 - LAP ANALYSIS

3	Rob MUIR	A MGB Roadster					
1 -	1:46.085	+ 7.308	9:27:24.462	5 -	1:41.644	+ 2.867	9:34:21.012
2 -	1:50.666	+ 11.889	9:29:15.128	6 -	1:39.379	+ 0.602	9:36:00.391
3 -	1:41.902	+ 3.125	9:30:57.030	7 -	1:39.011	+ 0.234	9:37:39.402
4 -	1:42.338	+ 3.561	9:32:39.368	8 -	1:38.777		9:39:18.179
5	Bob FISHER	A MGB GT					
1 -	1:59.981	+ 16.282	9:25:12.384	6 -	1:45.652	+ 1.953	9:34:14.338
2 -	1:49.781	+ 6.082	9:27:02.165	7 -	1:45.782	+ 2.083	9:36:00.120
3 -	1:52.201	+ 8.502	9:28:54.366	8 -	1:46.082	+ 2.383	9:37:46.202
4 -	1:47.437	+ 3.738	9:30:41.803	9 -	1:43.699		9:39:29.901
5 -	1:46.883	+ 3.184	9:32:28.686				
6	Victoria STONES	A MG B - Semco Signs Ltd.					
1 -	1:54.549	+ 8.101	9:25:32.508	5 -	1:52.383	+ 5.935	9:33:17.097
2 -	1:59.970	+ 13.522	9:27:32.478	6 -	1:48.067	+ 1.619	9:35:05.164
3 -	1:50.252	+ 3.804	9:29:22.730	7 -	1:49.036	+ 2.588	9:36:54.200
4 -	2:01.984	+ 15.536	9:31:24.714	8 -	1:46.448		9:38:40.648
8	Robert CROFT	A MGB GT - Hall's Garage					
1 -	1:58.795	+ 16.598	9:25:30.644	6 -	1:43.261	+ 1.064	9:34:22.130
2 -	1:50.693	+ 8.496	9:27:21.337	7 -	1:43.199	+ 1.002	9:36:05.329
3 -	1:47.412	+ 5.215	9:29:08.749	8 -	1:42.197		9:37:47.526
4 -	1:46.362	+ 4.165	9:30:55.111	9 -	1:42.601	+ 0.404	9:39:30.127
5 -	1:43.758	+ 1.561	9:32:38.869				
10	Terry SAVORY	A MGB GT - Buspass Racing					
1 -	2:01.172	+ 14.304	9:25:28.643	5 -	1:52.079	+ 5.211	9:33:01.507
2 -	1:54.077	+ 7.209	9:27:22.720	6 -	1:49.816	+ 2.948	9:34:51.323
3 -	1:54.815	+ 7.947	9:29:17.535	7 -	1:46.868		9:36:38.191
4 -	1:51.893	+ 5.025	9:31:09.428	8 -	1:47.663	+ 0.795	9:38:25.854
18	Howard GRUNDON	AB MGB GT V8					
1 -	2:03.844	+ 24.780	9:25:26.603	6 -	1:42.042	+ 2.978	9:34:16.023
2 -	1:52.071	+ 13.007	9:27:18.674	7 -	1:41.422	+ 2.358	9:35:57.445
3 -	1:45.502	+ 6.438	9:29:04.176	8 -	1:40.861	+ 1.797	9:37:38.306
4 -	1:47.085	+ 8.021	9:30:51.261	9 -	1:39.064		9:39:17.370
5 -	1:42.720	+ 3.656	9:32:33.981				
22	Brian SMETHURST	AB MGB GT V8					
1 -	2:06.091	+ 19.658	9:25:57.562	5 -	1:52.396	+ 5.963	9:33:27.197
2 -	1:53.096	+ 6.663	9:27:50.658	6 -	1:49.872	+ 3.439	9:35:17.069
3 -	1:51.202	+ 4.769	9:29:41.860	7 -	1:47.664	+ 1.231	9:37:04.733
4 -	1:52.941	+ 6.508	9:31:34.801	8 -	1:46.433		9:38:51.166
30	James WHEELER	B MG B Roadster - 1st Call Signs					
1 -	1:48.108	+ 14.169	9:25:24.861	6 -	1:34.320	+ 0.381	9:33:36.283
2 -	1:39.837	+ 5.898	9:27:04.698	7 -	1:34.700	+ 0.761	9:35:10.983
3 -	1:38.428	+ 4.489	9:28:43.126	8 -	1:33.939		9:36:44.922
4 -	1:41.114	+ 7.175	9:30:24.240	9 -	1:40.808	+ 6.869	9:38:25.730
5 -	1:37.723	+ 3.784	9:32:01.963				
31	Jonnie WHEELER	B MG B Roadster - 1st Call Signs					
1 -	1:55.973	+ 21.054	9:25:21.721	6 -	1:35.714	+ 0.795	9:33:34.238
2 -	1:44.445	+ 9.526	9:27:06.166	7 -	1:36.848	+ 1.929	9:35:11.086
3 -	1:37.852	+ 2.933	9:28:44.018	8 -	1:34.919		9:36:46.005
4 -	1:36.488	+ 1.569	9:30:20.506	9 -	1:35.182	+ 0.263	9:38:21.187
5 -	1:38.018	+ 3.099	9:31:58.524				
41	Babak FARSIAN	B MGB Roadster - Master Auto Glass					
1 -	1:50.767	+ 14.471	9:25:07.449	6 -	1:38.098	+ 1.802	9:33:57.216

Weather / Track : Bright / Drying

Snetterton
Circuit Length = 1.9520 miles
Start: 09:23 End: 00:00

MGCC Moss Europe BCV8 Championship

QUALIFYING - RACE 2 & 9 - LAP ANALYSIS

2 -	1:40.825	+ 4.529	9:26:48.274	7 -	1:38.995	+ 2.699	9:35:36.211
3 -	1:38.598	+ 2.302	9:28:26.872	8 -	1:46.874	+ 10.578	9:37:23.085
4 -	1:37.974	+ 1.678	9:30:04.846	9 -	1:36.296		9:38:59.381
5 -	2:14.272	+ 37.976	9:32:19.118				
42	Paul ATKINSON			B MGB Roadster			
1 -	2:06.666	+ 18.309	9:25:25.792	5 -	1:59.574	+ 11.217	9:33:09.666
2 -	1:55.694	+ 7.337	9:27:21.486	6 -	1:49.327	+ 0.970	9:34:58.993
3 -	1:56.899	+ 8.542	9:29:18.385	7 -	1:49.784	+ 1.427	9:36:48.777
4 -	1:51.707	+ 3.350	9:31:10.092	8 -	1:48.357		9:38:37.134
46	Simon CRIPPS			B MGB Roadster			
1 -	1:56.099	+ 23.681	9:25:20.985	6 -	1:45.461	+ 13.043	9:33:55.477
2 -	1:43.634	+ 11.216	9:27:04.619	7 -	1:35.357	+ 2.939	9:35:30.834
3 -	1:37.814	+ 5.396	9:28:42.433	8 -	1:33.066	+ 0.648	9:37:03.900
4 -	1:49.515	+ 17.097	9:30:31.948	9 -	1:32.418		9:38:36.318
5 -	1:38.068	+ 5.650	9:32:10.016				
51	Russell MCCARTHY			B MGB Roadster			
58	Ian PRIOR			B MG B Roadster			
1 -	1:54.247	+ 18.693	9:25:17.763	5 -	2:07.143	+ 31.589	9:33:51.179
2 -	1:57.843	+ 22.289	9:27:15.606	6 -	1:43.783	+ 8.229	9:35:34.962
3 -	2:03.778	+ 28.224	9:29:19.384	7 -	1:42.119	+ 6.565	9:37:17.081
4 -	2:24.652 P	+ 49.098	9:31:44.036	8 -	1:35.554		9:38:52.635
73	Piers TOWNSEND			C MGB Roadster V8			
1 -	1:52.029	+ 19.286	9:25:25.396	6 -	1:36.936	+ 4.193	9:33:45.759
2 -	1:42.396	+ 9.653	9:27:07.792	7 -	1:34.954	+ 2.211	9:35:20.713
3 -	1:39.706	+ 6.963	9:28:47.498	8 -	1:33.382	+ 0.639	9:36:54.095
4 -	1:40.471	+ 7.728	9:30:27.969	9 -	1:32.743		9:38:26.838
5 -	1:40.854	+ 8.111	9:32:08.823				
75	Martin HALL			C MGB V8			
1 -	1:55.014	+ 17.798	9:25:36.533	6 -	1:39.094	+ 1.878	9:34:10.528
2 -	1:48.904	+ 11.688	9:27:25.437	7 -	1:38.893	+ 1.677	9:35:49.421
3 -	1:45.483	+ 8.267	9:29:10.920	8 -	1:37.838	+ 0.622	9:37:27.259
4 -	1:40.875	+ 3.659	9:30:51.795	9 -	1:37.216		9:39:04.475
5 -	1:39.639	+ 2.423	9:32:31.434				
83	Phil WALKER			C MG BGT V8			
1 -	1:55.189	+ 22.133	9:25:24.533	6 -	1:36.029	+ 2.973	9:33:43.919
2 -	1:44.724	+ 11.668	9:27:09.257	7 -	1:35.508	+ 2.452	9:35:19.427
3 -	1:41.331	+ 8.275	9:28:50.588	8 -	1:35.229	+ 2.173	9:36:54.656
4 -	1:39.723	+ 6.667	9:30:30.311	9 -	1:33.056		9:38:27.712
5 -	1:37.579	+ 4.523	9:32:07.890				
87	Joe PARRINGTON			D MG BGT V8			
1 -	1:53.606	+ 22.171	9:25:28.548	6 -	1:32.751	+ 1.316	9:33:33.013
2 -	1:41.133	+ 9.698	9:27:09.681	7 -	1:32.025	+ 0.590	9:35:05.038
3 -	1:38.627	+ 7.192	9:28:48.308	8 -	1:31.435		9:36:36.473
4 -	1:37.747	+ 6.312	9:30:26.055	9 -	1:32.429	+ 0.994	9:38:08.902
5 -	1:34.207	+ 2.772	9:32:00.262				
89	Bernard FOLEY			D MGB GT V8 - Impact Ireland Metals			
1 -	1:47.775	+ 16.099	9:25:05.748	6 -	1:38.611	+ 6.935	9:33:14.902
2 -	1:40.207	+ 8.531	9:26:45.955	7 -	1:35.273	+ 3.597	9:34:50.175
3 -	1:37.528	+ 5.852	9:28:23.483	8 -	1:34.415	+ 2.739	9:36:24.590
4 -	1:37.256	+ 5.580	9:30:00.739	9 -	1:33.170	+ 1.494	9:37:57.760
5 -	1:35.552	+ 3.876	9:31:36.291	10 -	1:31.676		9:39:29.436

Weather / Track : Bright / Drying

Snetterton
Circuit Length = 1.9520 miles
Start: 09:23 End: 00:00

MGCC Moss Europe BCV8 Championship
QUALIFYING - RACE 2 & 9 - LAP ANALYSIS


90	Chris TILLY		D MGB GT V8				
1 -	1:52.457	+ 20.806	9:25:13.459	6 -	1:35.920	+ 4.269	9:33:23.670
2 -	1:42.850	+ 11.199	9:26:56.309	7 -	1:34.383	+ 2.732	9:34:58.053
3 -	1:38.400	+ 6.749	9:28:34.709	8 -	1:33.532	+ 1.881	9:36:31.585
4 -	1:36.471	+ 4.820	9:30:11.180	9 -	1:31.805	+ 0.154	9:38:03.390
5 -	1:36.570	+ 4.919	9:31:47.750	10 -	1:31.651		9:39:35.041
92	Roy MCCARTHY		D MGB GT V8				
1 -	1:39.924	+ 15.376	9:25:50.911	5 -	1:26.470	+ 1.922	9:31:44.798
2 -	1:32.774	+ 8.226	9:27:23.685	6 -	1:27.374	+ 2.826	9:33:12.172
3 -	1:27.871	+ 3.323	9:28:51.556	7 -	1:24.548		9:34:36.720
4 -	1:26.772	+ 2.224	9:30:18.328	8 -	2:02.271 P	+ 37.723	9:36:38.991
97	Adrian BEER		D MGB GT V8				
1 -	1:51.463	+ 21.826	9:25:46.063	6 -	1:32.755	+ 3.118	9:33:45.779
2 -	1:41.387	+ 11.750	9:27:27.450	7 -	1:30.243	+ 0.606	9:35:16.022
3 -	1:36.690	+ 7.053	9:29:04.140	8 -	1:31.869	+ 2.232	9:36:47.891
4 -	1:35.940	+ 6.303	9:30:40.080	9 -	1:29.637		9:38:17.528
5 -	1:32.944	+ 3.307	9:32:13.024				

Weather / Track : Bright / Drying

Snetterton
 Circuit Length = 1.9520 miles
 Start: 09:23 End: 00:00

MGCC Moss Europe BCV8 Championship

RACE 2 - GRID

ROW 11	1:48.357 42 Paul ATKINSON	51 Russell MCCARTHY
ROW 10	1:46.448 6 Victoria STONES	1:46.868 10 Terry SAVORY
ROW 9	1:43.699 5 Bob FISHER	1:46.433 22 Brian SMETHURST
ROW 8	1:39.064 18 Howard GRUNDON	1:42.197 8 Robert CROFT
ROW 7	1:37.216 75 Martin HALL	1:38.777 3 Rob MUIR Please Fit Timing Transponder
ROW 6	1:35.554 58 Ian PRIOR	1:36.296 41 Babak FARSIAN
ROW 5	1:33.939 30 James WHEELER	1:34.919 31 Jonnie WHEELER
ROW 4	1:32.743 73 Piers TOWNSEND	1:33.056 83 Phil WALKER
ROW 3	1:31.676 89 Bernard FOLEY	1:32.418 46 Simon CRIPPS
ROW 2	1:31.435 87 Joe PARRINGTON	1:31.651 90 Chris TILLY
ROW 1	1:24.548 92 Roy MCCARTHY	1:29.637 97 Adrian BEER
Pole		
		


Snetterton
Circuit Length = 1.9520 miles

These results are provisional until the conclusion of any judicial and technical matters.

Clerk of Course :		Timekeeper :
-------------------	--	--------------

MGCC Moss Europe BCV8 Championship

RACE 9 - GRID

ROW 11	1:49.327 42 Paul ATKINSON	51 Russell MCCARTHY
ROW 10	1:47.664 22 Brian SMETHURST	1:48.067 6 Victoria STONES
ROW 9	1:45.652 5 Bob FISHER	1:47.663 10 Terry SAVORY
ROW 8	1:42.119 58 Ian PRIOR	1:42.601 8 Robert CROFT
ROW 7	1:39.011 3 Rob MUIR	1:40.861 18 Howard GRUNDON
ROW 6	1:37.838 75 Martin HALL	1:37.974 41 Babak FARSIAN
ROW 5	1:35.182 31 Jonnie WHEELER	1:35.229 83 Phil WALKER
ROW 4	1:33.382 73 Piers TOWNSEND	1:34.320 30 James WHEELER
ROW 3	1:33.066 46 Simon CRIPPS	1:33.170 89 Bernard FOLEY
ROW 2	1:31.805 90 Chris TILLY	1:32.025 87 Joe PARRINGTON
ROW 1	1:26.470 92 Roy MCCARTHY	1:30.243 97 Adrian BEER
Pole		
		

Snetterton
Circuit Length = 1.9520 miles

These results are provisional until the conclusion of any judicial and technical matters.

Clerk of Course :	Timekeeper :
-------------------	--------------

MGCC Moss Europe BCV8 Championship

RACE 2 - CLASSIFICATION

POS	NO	CL	NAME	ENTRY	LAPS	TIME	GAP	DIFF	MPH	BEST	ON
1	92	D	Spencer MCCARTHY	MGB GT V8	14	20:55.998			78.32	1:18.201	10
2	97	D	Adrian BEER	MGB GT V8	14	20:56.544	0.546	0.546	78.29	1:16.384	3
3	90	D	Chris TILLY	MGB GT V8	14	21:18.710	22.712	22.166	76.93	1:19.584	2
4	89	D	Bernard FOLEY	MGB GT V8	14	21:25.991	29.993	7.281	76.50	1:21.584	3
5	73	C	Piers TOWNSEND	MGB Roadster V8	14	21:32.206	36.208	6.215	76.13	1:22.734	2
6	87	D	Joe PARRINGTON	MG BGT V8	14	21:33.123	37.125	0.917	76.07	1:19.263	2
7	83	C	Phil WALKER	MG BGT V8	14	21:40.811	44.813	7.688	75.62	1:22.661	4
8	75	C	Martin HALL	MGB V8	14	21:41.762	45.764	0.951	75.57	1:22.980	10
9	31	B	Jonnie WHEELER	MG B Roadster	14	21:52.900	56.902	11.138	74.93	1:24.373	2
10	30	B	James WHEELER	MG B Roadster	14	21:54.329	58.331	1.429	74.85	1:25.001	10
11	41	B	Babak FARSIAN	MGB Roadster	14	22:20.715	1:24.717	26.386	73.37	1:29.061	9
12	58	B	Ian PRIOR	MG B Roadster	14	22:45.568	1:49.570	24.853	72.04	1:24.470	3
13	18	AB	Howard GRUNDON	MGB GT V8	13	22:01.315	1 lap	1 lap	69.13	1:31.299	4
14	3	A	Rob MUIR	MGB Roadster	13	22:03.722	1 lap	2.407	69.01	1:32.164	3
15	8	A	Robert CROFT	MGB GT	13	22:09.464	1 lap	5.742	68.71	1:32.922	12
16	22	AB	Brian SMETHURST	MGB GT V8	12	21:08.204	2 laps	1 lap	66.49	1:36.215	3
17	10	A	Terry SAVORY	MGB GT	12	21:20.976	2 laps	12.772	65.82	1:38.031	10
18	42	B	Paul ATKINSON	MGB Roadster	12	21:21.800	2 laps	0.824	65.78	1:35.777	8
19	5	A	Bob FISHER	MGB GT	12	21:22.617	2 laps	0.817	65.74	1:36.232	9

NOT CLASSIFIED

DNF	46	B	Simon CRIPPS	MGB Roadster	8	13:20.177	6 laps	4 laps	70.25	1:24.534	3
DNF	6	A	Victoria STONES	MG B	3	5:10.246	11 laps	5 laps	67.95	1:39.173	3
DNF	51	B	Russell MCCARTHY	MGB Roadster	0						

FASTEST LAP

97	D	Adrian BEER	MGB GT V8	3	1:16.384	91.99 mph	148.05 kph
83	C	Phil WALKER	MG BGT V8	4	1:22.661	85.01 mph	136.81 kph
31	B	Jonnie WHEELER	MG B Roadster	2	1:24.373	83.28 mph	134.03 kph
18	AB	Howard GRUNDON	MGB GT V8	4	1:31.299	76.96 mph	123.86 kph
3	A	Rob MUIR	MGB Roadster	3	1:32.164	76.24 mph	122.70 kph

Weather / Track : Bright / Dry

These results are provisional until the conclusion of any judicial and technical matters.

Snetterton

Circuit Length = 1.9520 miles

Start: 13:41 End: 14:04

Clerk of Course :	Timekeeper :
-------------------	--------------

MGCC Moss Europe BCV8 Championship

RACE 2 - LAP CHART

Lap 1			Lap 2			Lap 3			Lap 4			Lap 5		
No	Behind	Laptime	No	Behind	Laptime	No	Behind	Laptime	No	Behind	Laptime	No	Behind	Laptime
92		1:25.935	92		1:19.624	92		1:18.747	92		1:19.290	92		1:20.053
87	1.666	1:27.601	87	1.305	1:19.263	90	5.411	1:21.898	97	3.780	1:17.161	10	1 LAP	1:39.910
90	2.300	1:28.235	90	2.260	1:19.584	97	5.909	1:16.384	90	8.605	1:22.484	5	1 LAP	1:39.339
89	4.082	1:30.017	89	6.959	1:22.501	87	6.719	1:24.161	89	12.584	1:22.078	90	11.798	1:23.246
73	4.906	1:30.841	73	8.016	1:22.734	89	9.796	1:21.584	87	14.477	1:27.048	97	12.438	1:28.711
83	5.819	1:31.754	97	8.272	1:17.864	73	12.232	1:22.963	73	15.928	1:22.986	89	15.354	1:22.823
31	6.827	1:32.762	83	10.837	1:24.642	83	14.998	1:22.908	83	18.369	1:22.661	87	17.432	1:23.008
58	7.438	1:33.373	31	11.576	1:24.373	31	17.408	1:24.579	31	23.277	1:25.159	42	1 LAP	1:52.328
46	8.313	1:34.248	58	12.354	1:24.540	58	18.077	1:24.470	58	23.633	1:24.846	73	18.730	1:22.855
30	8.717	1:34.652	46	13.346	1:24.657	46	19.133	1:24.534	30	27.159	1:25.444	83	21.573	1:23.257
97	10.032	1:35.967	30	14.560	1:25.467	30	21.005	1:25.192	46	39.621	1:39.778	31	28.569	1:25.345
41	13.683	1:39.618	41	24.359	1:30.300	75	35.005	1:25.886	75	41.066	1:25.351	58	29.387	1:25.807
18	14.633	1:40.568	18	27.172	1:32.163	41	36.511	1:30.899	41	46.864	1:29.643	30	32.732	1:25.626
3	15.146	1:41.081	75	27.866	1:27.525	18	41.057	1:32.632	18	53.066	1:31.299	46	45.477	1:25.909
8	16.888	1:42.823	3	28.776	1:33.254	3	42.193	1:32.164	3	55.617	1:32.714	75	46.285	1:25.272
75	19.965	1:45.900	8	31.365	1:34.101	8	47.123	1:34.505	8	1:02.739	1:34.906	41	57.083	1:30.272
22	22.629	1:48.564	22	39.462	1:36.457	22	56.930	1:36.215	22	1:14.938	1:37.298	18	1:05.480	1:32.467
10	23.024	1:48.959	10	43.430	1:40.030	10	1:03.711	1:39.028				3	1:08.155	1:32.591
6	25.531	1:51.466	5	44.540	1:38.597	5	1:05.438	1:39.645				8	1:17.029	1:34.343
5	25.567	1:51.502	6	45.514	1:39.607	42	1:05.533	1:37.950						
42	26.735	1:52.670	42	46.330	1:39.219	6	1:05.940	1:39.173						

Weather / Track : Bright / Dry

Snetterton
Circuit Length = 1.9520 miles
Start: 13:41 End: 14:04

MGCC Moss Europe BCV8 Championship

RACE 2 - LAP CHART

Lap 6			Lap 7			Lap 8			Lap 9			Lap 10		
No	Behind	Laptime	No	Behind	Laptime	No	Behind	Laptime	No	Behind	Laptime	No	Behind	Laptime
92		1:21.635	92		2:29.044	92		2:25.266	92		1:19.102	92		1:18.201
22	1 LAP	1:36.311	22	1 LAP	2:20.306	90	2.819	2:25.886	18	1 LAP	1:38.063	97	3.458	1:19.497
90	12.708	1:22.545	90	2.199	2:18.535	22	1 LAP	2:28.309	97	2.162	1:17.382	90	10.169	1:22.499
97	13.736	1:22.933	97	2.969	2:18.277	97	3.882	2:26.179	3	1 LAP	1:40.167	89	13.711	1:23.500
89	17.527	1:23.808	89	4.314	2:15.831	89	4.792	2:25.744	8	1 LAP	1:39.988	18	1 LAP	1:33.098
10	1 LAP	1:38.298	10	1 LAP	2:13.654	10	1 LAP	2:28.715	90	5.871	1:22.154	3	1 LAP	1:32.220
73	21.808	1:24.713	73	6.992	2:14.228	73	9.333	2:27.607	89	8.412	1:22.722	8	1 LAP	1:32.952
5	1 LAP	1:38.491	5	1 LAP	2:14.871	5	1 LAP	2:30.605	73	15.356	1:25.125	73	22.474	1:25.319
87	22.889	1:27.092	87	9.208	2:15.363	83	13.656	2:29.069	83	20.759	1:26.205	83	26.359	1:23.801
83	24.117	1:24.179	83	9.853	2:14.780	87	13.798	2:29.856	87	21.058	1:26.362	75	27.936	1:22.980
42	1 LAP	1:39.648	42	1 LAP	2:03.210	31	16.178	2:30.217	22	1 LAP	1:36.560	87	29.314	1:26.457
31	37.349	1:30.415	31	11.227	2:02.922	58	16.217	2:29.319	75	23.157	1:25.328	58	31.030	1:25.098
58	37.795	1:30.043	58	12.164	2:03.413	42	1 LAP	2:31.115	58	24.133	1:27.018	31	31.435	1:25.068
30	38.941	1:27.844	30	12.976	2:03.079	30	16.814	2:29.104	31	24.568	1:27.492	30	31.882	1:25.001
75	48.384	1:23.734	75	13.601	1:54.261	75	16.931	2:28.596	30	25.082	1:27.370	22	1 LAP	1:36.387
46	50.508	1:26.666	46	14.774	1:53.310	41	20.430	2:29.938	10	1 LAP	1:38.849	41	42.649	1:30.461
41	1:06.816	1:31.368	41	15.758	1:37.986	46	20.583	2:31.075	41	30.389	1:29.061	10	1 LAP	1:38.472
18	2:27.109	2:43.264	18	2:06.441	2:08.376				5	1 LAP	1:38.407	5	1 LAP	1:36.232
3	2:27.742	2:41.222	3	2:06.906	2:08.208				42	1 LAP	1:35.777	42	1 LAP	1:35.864
8	2:28.405	2:33.011	8	2:07.299	2:07.938									

Weather / Track : Bright / Dry

Snetterton
Circuit Length = 1.9520 miles
Start: 13:41 End: 14:04

MGCC Moss Europe BCV8 Championship

RACE 2 - LAP CHART

Lap 11			Lap 12			Lap 13			Lap 14		
No	Behind	Laptime	No	Behind	Laptime	No	Behind	Laptime	No	Behind	Laptime
92		1:19.846	92		1:19.056	97		1:19.164	92		1:20.038
97	1.784	1:18.172	97	0.757	1:18.029	92	0.240	1:20.161	97	0.546	1:20.824
90	12.795	1:22.472	90	16.282	1:22.543	10	2 LAPS	1:38.919	22	2 LAPS	1:36.844
89	17.689	1:23.824	89	22.251	1:23.618	42	2 LAPS	1:39.280	90	22.712	1:23.560
73	25.509	1:22.881	73	30.313	1:23.860	5	2 LAPS	1:39.174	10	2 LAPS	1:38.111
18	1 LAP	1:32.988	87	36.491	1:23.325	90	19.430	1:23.069	42	2 LAPS	1:37.674
3	1 LAP	1:32.667	83	37.514	1:25.860	89	26.159	1:23.829	5	2 LAPS	1:37.726
83	30.710	1:24.197	75	37.918	1:25.250	73	33.714	1:23.322	89	29.993	1:24.112
75	31.724	1:23.634	18	1 LAP	1:32.507	87	37.662	1:21.092	73	36.208	1:22.772
87	32.222	1:22.754	3	1 LAP	1:32.597	83	41.850	1:24.257	87	37.125	1:19.741
8	1 LAP	1:34.498	31	43.763	1:25.479	75	42.130	1:24.133	83	44.813	1:23.241
58	36.825	1:25.641	58	43.774	1:26.005	31	49.951	1:26.109	75	45.764	1:23.912
31	37.340	1:25.751	30	44.446	1:25.799	30	51.699	1:27.174	31	56.902	1:27.229
30	37.703	1:25.667	8	1 LAP	1:33.563	18	1 LAP	1:31.505	30	58.331	1:26.910
41	51.899	1:29.096	41	1:03.005	1:30.162	3	1 LAP	1:32.549	18	1 LAP	1:32.385
22	1 LAP	1:37.705	22	1 LAP	1:37.248	8	1 LAP	1:32.922	3	1 LAP	1:32.288
10	1 LAP	1:38.031				58	1:09.422	1:45.569	8	1 LAP	1:33.914
42	1 LAP	1:37.065				41	1:14.182	1:31.098	41	1:24.717	1:30.813
5	1 LAP	1:38.028							58	1:49.570	2:00.426

Weather / Track : Bright / Dry

Snetterton
Circuit Length = 1.9520 miles
Start: 13:41 End: 14:04

MGCC Moss Europe BCV8 Championship

RACE 9 - CLASSIFICATION

POS	NO	CL	NAME	ENTRY	LAPS	TIME	GAP	DIFF	MPH	BEST	ON
1	97	D	Adrian BEER	MGB GT V8	16	21:15.494			88.14	1:17.587	2
2	92	D	Spencer MCCARTHY	MGB GT V8	16	21:38.907	23.413	23.413	86.56	1:19.732	3
3	87	D	Joe PARRINGTON	MG BGT V8	16	21:44.566	29.072	5.659	86.18	1:18.591	2
4	90	D	Chris TILLY	MGB GT V8	16	21:58.841	43.347	14.275	85.25	1:21.316	7
5	89	D	Bernard FOLEY	MGB GT V8	16	22:22.987	1:07.493	24.146	83.71	1:22.332	11
6	73	C	Piers TOWNSEND	MGB Roadster V8	16	22:27.488	1:11.994	4.501	83.43	1:22.642	9
7	75	C	Martin HALL	MGB V8	16	22:27.693	1:12.199	0.205	83.42	1:22.337	11
8	51	B	Russell MCCARTHY	MGB Roadster	15	21:21.784	1 lap	1 lap	82.23	1:23.207	7
9	31	B	Jonnie WHEELER	MG B Roadster	15	22:01.390	1 lap	39.606	79.76	1:25.000	6
10	30	B	James WHEELER	MG B Roadster	15	22:02.350	1 lap	0.960	79.71	1:25.496	2
11	41	B	Babak FARSIAN	MGB Roadster	15	23:18.758	1 lap	1:16.408	75.35	1:29.169	5
12	18	AB	Howard GRUNDON	MGB GT V8	14	22:01.784	2 laps	1 lap	74.42	1:31.907	2
13	8	A	Robert CROFT	MGB GT	14	22:06.524	2 laps	4.740	74.16	1:33.103	9
14	22	AB	Brian SMETHURST	MGB GT V8	14	22:50.502	2 laps	43.978	71.78	1:36.028	13
15	5	A	Bob FISHER	MGB GT	13	21:22.554	3 laps	1 lap	71.22	1:36.942	10

NOT CLASSIFIED

DNF	83	C	Phil WALKER	MG BGT V8	13	18:14.250	3 laps		83.48	1:21.991	10
DNC	58	B	Ian PRIOR	MG B Roadster	11	21:28.862	5 laps	2 laps	59.97	1:51.608	4
DNF	10	A	Terry SAVORY	MGB GT	9	15:11.090	7 laps	2 laps	69.41	1:39.029	2
DNF	42	B	Paul ATKINSON	MGB Roadster	5	8:32.567	11 laps	4 laps	68.54	1:39.659	3
DNF	3	A	Rob MUIR	MGB Roadster	1	1:42.779	15 laps	4 laps	68.37		

FASTEST LAP

97	D	Adrian BEER	MGB GT V8	2	1:17.587	90.57 mph	145.75 kph
83	C	Phil WALKER	MG BGT V8	10	1:21.991	85.70 mph	137.93 kph
51	B	Russell MCCARTHY	MGB Roadster	7	1:23.207	84.45 mph	135.91 kph
18	AB	Howard GRUNDON	MGB GT V8	2	1:31.907	76.45 mph	123.04 kph
8	A	Robert CROFT	MGB GT	9	1:33.103	75.47 mph	121.46 kph

Weather / Track : Cloudy / Dry

These results are provisional until the conclusion of any judicial and technical matters.

Snetterton

Circuit Length = 1.9520 miles

Start: 17:34 End: 17:57

Clerk of Course :	Timekeeper :
-------------------	--------------

MGCC Moss Europe BCV8 Championship

RACE 9 - LAP CHART

Lap 1			Lap 2			Lap 3			Lap 4			Lap 5		
No	Behind	Laptime	No	Behind	Laptime	No	Behind	Laptime	No	Behind	Laptime	No	Behind	Laptime
97		1:23.952	97		1:17.587	97		1:17.937	97		1:18.057	97		1:19.073
87	2.433	1:26.385	87	3.437	1:18.591	58	1 LAP	1:55.365	92	10.353	1:20.600	22	1 LAP	1:36.718
92	3.269	1:27.221	92	6.015	1:20.333	87	6.951	1:21.451	90	17.572	1:22.158	5	1 LAP	1:37.744
90	4.861	1:28.813	90	9.091	1:21.817	92	7.810	1:19.732	87	20.595	1:31.701	92	11.347	1:20.067
89	6.115	1:30.067	89	11.975	1:23.447	90	13.471	1:22.317	89	23.022	1:22.616	10	1 LAP	1:41.383
73	7.908	1:31.860	73	14.475	1:24.154	89	18.463	1:24.425	73	26.791	1:24.539	42	1 LAP	1:40.027
75	9.007	1:32.959	75	16.056	1:24.636	73	20.309	1:23.771	75	30.136	1:26.077	90	20.894	1:22.395
83	9.629	1:33.581	83	16.634	1:24.592	75	22.116	1:23.997	83	31.113	1:25.811	87	20.897	1:19.375
31	10.585	1:34.537	51	17.428	1:23.660	83	23.359	1:24.662	51	31.509	1:25.437	89	26.861	1:22.912
30	11.355	1:35.307	31	18.692	1:25.694	51	24.129	1:24.638	31	36.922	1:27.983	73	32.115	1:24.397
51	11.355	1:35.307	30	19.264	1:25.496	31	26.996	1:26.241	30	37.036	1:26.794	75	33.791	1:22.728
41	14.197	1:38.149	41	25.975	1:29.365	30	28.299	1:26.972	58	1 LAP	1:54.251	83	34.578	1:22.538
18	17.932	1:41.884	18	32.252	1:31.907	41	37.400	1:29.362	41	49.655	1:30.312	51	35.691	1:23.255
3	18.827	1:42.779	8	36.814	1:34.974	18	49.580	1:35.265	18	1:06.469	1:34.946	30	44.096	1:26.133
8	19.427	1:43.379	22	41.606	1:36.608	8	54.494	1:35.617	8	1:10.921	1:34.484	31	44.767	1:26.918
22	22.585	1:46.537	5	43.696	1:37.002	22	1:02.085	1:38.416				41	59.751	1:29.169
5	24.281	1:48.233	10	46.430	1:39.029	5	1:03.648	1:37.889				58	1 LAP	1:51.608
10	24.988	1:48.940	42	50.225	1:39.699	10	1:08.221	1:39.728						
42	28.113	1:52.065				42	1:11.947	1:39.659						
58	47.074	2:11.026												

Weather / Track : Cloudy / Dry

Snetterton
 Circuit Length = 1.9520 miles
 Start: 17:34 End: 17:57

MGCC Moss Europe BCV8 Championship

RACE 9 - LAP CHART

Lap 6			Lap 7			Lap 8			Lap 9			Lap 10		
No	Behind	Laptime	No	Behind	Laptime	No	Behind	Laptime	No	Behind	Laptime	No	Behind	Laptime
97		1:19.414	97		1:19.321	97		1:20.045	97		1:19.151	97		1:19.886
18	1 LAP	1:34.193	92	13.179	1:20.544	41	1 LAP	1:30.194	41	1 LAP	1:29.493	10	2 LAPS	1:40.013
8	1 LAP	1:33.698	18	1 LAP	1:34.487	92	13.376	1:20.242	92	15.210	1:20.985	92	16.799	1:21.475
92	11.956	1:20.023	8	1 LAP	1:34.114	87	22.314	1:19.187	87	23.520	1:20.357	87	22.664	1:19.030
22	1 LAP	1:36.431	87	23.172	1:21.506	90	26.630	1:21.487	90	28.996	1:21.517	41	1 LAP	1:31.428
87	20.987	1:19.504	90	25.188	1:21.316	18	1 LAP	1:33.548	89	44.192	1:23.785	90	31.266	1:22.156
5	1 LAP	1:37.260	58	2 LAPS	1:55.743	8	1 LAP	1:33.397	18	1 LAP	1:32.709	58	3 LAPS	2:03.243
90	23.193	1:21.713	22	1 LAP	1:36.303	89	39.558	1:23.228	73	46.933	1:22.642	89	46.947	1:22.641
89	31.399	1:23.952	89	36.375	1:24.297	73	43.442	1:23.072	8	1 LAP	1:33.174	73	49.804	1:22.757
10	1 LAP	1:39.565	5	1 LAP	1:37.553	75	44.471	1:23.412	83	48.520	1:22.550	83	50.625	1:21.991
42	1 LAP	1:41.117	73	40.415	1:23.066	83	45.121	1:23.381	75	48.718	1:23.398	75	51.502	1:22.670
73	36.670	1:23.969	75	41.104	1:23.225	51	47.791	1:24.239	51	51.876	1:23.236	51	56.573	1:24.583
75	37.200	1:22.823	83	41.785	1:23.097	22	1 LAP	1:39.232	22	1 LAP	1:36.811	18	1 LAP	1:32.171
83	38.009	1:22.845	51	43.597	1:23.207	5	1 LAP	1:39.282	31	1:17.837	1:29.248	8	1 LAP	1:33.103
51	39.711	1:23.434	10	1 LAP	1:39.788	31	1:07.740	1:27.202	30	1:18.246	1:28.272			
31	50.353	1:25.000	31	1:00.583	1:29.551	30	1:09.125	1:28.182	5	1 LAP	1:37.928			
30	52.139	1:27.457	30	1:00.988	1:28.170	58	2 LAPS	1:57.194						
41	1:10.367	1:30.030				10	1 LAP	1:39.968						

Weather / Track : Cloudy / Dry

Snetterton
 Circuit Length = 1.9520 miles
 Start: 17:34 End: 17:57

MGCC Moss Europe BCV8 Championship

RACE 9 - LAP CHART

Lap 11			Lap 12			Lap 13			Lap 14			Lap 15		
No	Behind	Laptime	No	Behind	Laptime	No	Behind	Laptime	No	Behind	Laptime	No	Behind	Laptime
97		1:20.528	97		1:19.200	97		1:20.038	97		1:19.301	97		1:19.326
31	1 LAP	1:28.309	30	1 LAP	1:28.600	18	2 LAPS	1:34.265	18	2 LAPS	1:34.408	51	1 LAP	1:26.669
30	1 LAP	1:28.591	31	1 LAP	1:29.471	8	2 LAPS	1:33.415	92	20.819	1:21.231	92	23.278	1:21.785
22	2 LAPS	1:38.598	92	17.760	1:20.409	92	18.889	1:21.167	8	2 LAPS	1:34.218	87	31.053	1:20.253
5	2 LAPS	1:37.752	87	27.854	1:20.001	31	1 LAP	1:27.076	87	30.126	1:22.434	18	2 LAPS	1:34.401
92	16.551	1:20.280	22	2 LAPS	1:36.723	30	1 LAP	1:28.001	31	1 LAP	1:28.131	8	2 LAPS	1:34.047
87	27.053	1:24.917	5	2 LAPS	1:36.942	58	4 LAPS	1:56.558	30	1 LAP	1:28.371	31	1 LAP	1:28.065
90	33.072	1:22.334	90	35.250	1:21.378	87	26.993	1:19.177	90	40.735	1:22.675	30	1 LAP	1:27.987
41	1 LAP	1:30.912	41	1 LAP	1:31.263	90	37.361	1:22.149	58	4 LAPS	1:54.015	90	44.190	1:22.781
10	2 LAPS	1:42.676	89	52.620	1:23.069	22	2 LAPS	1:36.475	89	1:00.500	1:23.024	89	1:04.948	1:23.774
89	48.751	1:22.332	83	57.204	1:23.925	5	2 LAPS	1:38.268	22	2 LAPS	1:36.519	73	1:10.734	1:24.633
83	52.479	1:22.382	75	57.561	1:23.450	89	56.777	1:24.195	73	1:05.427	1:24.349	75	1:11.696	1:24.924
73	52.775	1:23.499	73	57.698	1:24.123	41	1 LAP	1:32.321	75	1:06.098	1:24.229	22	2 LAPS	1:36.028
75	53.311	1:22.337	51	1:08.282	1:26.532	83	1:00.061	1:22.895	41	1 LAP	1:32.435	41	1 LAP	1:30.703
51	1:00.950	1:24.905				73	1:00.379	1:22.719	5	2 LAPS	1:38.850			
58	3 LAPS	1:54.541				75	1:01.170	1:23.647						
18	1 LAP	1:33.471				51	1:14.093	1:25.849						
8	1 LAP	1:34.183												

Weather / Track : Cloudy / Dry

Snetterton
 Circuit Length = 1.9520 miles
 Start: 17:34 End: 17:57

MGCC Moss Europe BCV8 Championship

RACE 9 - LAP CHART

Lap 16		
No	Behind	Laptime
97		1:22.678
51	1 LAP	1:26.833
5	3 LAPS	1:37.851
58	5 LAPS	1:55.318
92	23.413	1:22.813
87	29.072	1:20.697
90	43.347	1:21.835
31	1 LAP	1:27.964
18	2 LAPS	1:34.129
30	1 LAP	1:28.017
8	2 LAPS	1:34.721
89	1:07.493	1:25.223
73	1:11.994	1:23.938
75	1:12.199	1:23.181
22	2 LAPS	1:39.103
41	1 LAP	2:03.622

Weather / Track : Cloudy / Dry

Snetterton
Circuit Length = 1.9520 miles
Start: 17:34 End: 17:57

MGCC MG Trophy Championship
QUALIFYING - RACE 3 & 13 - CLASSIFICATION

POS	NO	CL	NAME	ENTRY	TIME	ON	LAPS	GAP	DIFF	MPH
1	69	A	Paul LUTI	MG LE 500	1:23.682	10	11			83.97
2	1	B	Christopher BRAY	MG ZR 190	1:24.097	11	11	0.415	0.415	83.55
3	92	B	Graham ROSS	MG ZR 190	1:24.292	9	11	0.610	0.195	83.36
4	87	B	Colin ROBERTSON	MG ZR 190	1:24.461	10	11	0.779	0.169	83.19
5	4	B	Ben JACQUES	MG ZR 190	1:25.149	9	10	1.467	0.688	82.52
6	7	A	Andrew RADFORD	MG F/TF 190	1:25.152	11	11	1.470	0.003	82.52
7	22	B	Gary WETTON	MG ZR 190	1:25.503	10	10	1.821	0.351	82.18
8	26	C	Paul STREATHER	MG ZR 160	1:27.299	10	10	3.617	1.796	80.49
9	73	C	Ross MAKAR	MG ZR 160	1:27.845	10	10	4.163	0.546	79.99
10	64	C	Julia PENFOLD	MG ZR 160	1:28.806	10	10	5.124	0.961	79.12
11	72	C	Daniel MOLLOY	MG ZR 160	1:29.314	9	10	5.632	0.508	78.67
12	41	C	David WILLIAMS	MG ZR 160	1:31.423	9	10	7.741	2.109	76.86
13	8	B	Charles HAZEL	MG ZR 190	1:32.105	8	9	8.423	0.682	76.29
14	65	D	David KOSKELA	MG F/TF 160	1:38.115	9	9	14.433	6.010	71.62
15	44	C	Alastair RUSHFORTH	MG ZR 160		0	1			

Weather / Track : Cloudy / Drying
 These results are provisional until the conclusion of any judicial and technical matters.

Snetterton
 Circuit Length = 1.9520 miles
 Start: 09:45 End: 10:02

Clerk of Course :		Timekeeper :
-------------------	--	--------------

MGCC MG Trophy Championship

QUALIFYING - RACE 3 & 13 - LAP ANALYSIS

1	Christopher BRAY		B MG ZR 190 - Parkside Racing/Finishline (UK) Ltd.				
1 -	1:44.029	+ 19.932	9:47:46.890	7 -	1:25.069	+ 0.972	9:56:33.401
2 -	1:33.751	+ 9.654	9:49:20.641	8 -	1:24.990	+ 0.893	9:57:58.391
3 -	1:28.234	+ 4.137	9:50:48.875	9 -	1:24.754	+ 0.657	9:59:23.145
4 -	1:27.630	+ 3.533	9:52:16.505	10 -	1:24.738	+ 0.641	10:00:47.883
5 -	1:26.395	+ 2.298	9:53:42.900	11 -	1:24.097		10:02:11.980
6 -	1:25.432	+ 1.335	9:55:08.332				
4	Ben JACQUES		B MG ZR 190 - Jacques Plant Hire Ltd.				
1 -	1:50.843	+ 25.694	9:48:07.237	6 -	1:26.726	+ 1.577	9:55:34.030
2 -	1:32.556	+ 7.407	9:49:39.793	7 -	1:26.050	+ 0.901	9:57:00.080
3 -	1:29.781	+ 4.632	9:51:09.574	8 -	1:25.995	+ 0.846	9:58:26.075
4 -	1:29.515	+ 4.366	9:52:39.089	9 -	1:25.149		9:59:51.224
5 -	1:28.215	+ 3.066	9:54:07.304	10 -	1:33.483	+ 8.334	10:01:24.707
7	Andrew RADFORD		A MG F/TF 190 - Radfords Estate Agents				
1 -	1:41.036	+ 15.884	9:47:47.383	7 -	1:27.487	+ 2.335	9:56:41.273
2 -	1:33.124	+ 7.972	9:49:20.507	8 -	1:26.456	+ 1.304	9:58:07.729
3 -	1:29.803	+ 4.651	9:50:50.310	9 -	1:25.565	+ 0.413	9:59:33.294
4 -	1:28.087	+ 2.935	9:52:18.397	10 -	1:25.250	+ 0.098	10:00:58.544
5 -	1:27.167	+ 2.015	9:53:45.564	11 -	1:25.152		10:02:23.696
6 -	1:28.222	+ 3.070	9:55:13.786				
8	Charles HAZEL		B MG ZR 190 - Parkside Racing Team				
1 -	1:56.684	+ 24.579	9:48:01.042	6 -	1:33.426	+ 1.321	9:56:34.960
2 -	1:40.344	+ 8.239	9:49:41.386	7 -	1:34.108	+ 2.003	9:58:09.068
3 -	2:03.572	+ 31.467	9:51:44.958	8 -	1:32.105		9:59:41.173
4 -	1:37.895	+ 5.790	9:53:22.853	9 -	1:32.486	+ 0.381	10:01:13.659
5 -	1:38.681	+ 6.576	9:55:01.534				
22	Gary WETTON		B MG ZR 190 - Truck Parts N. Wales				
1 -	1:40.045	+ 14.542	9:47:49.028	6 -	1:28.743	+ 3.240	9:55:23.649
2 -	1:33.013	+ 7.510	9:49:22.041	7 -	1:27.030	+ 1.527	9:56:50.679
3 -	1:33.406	+ 7.903	9:50:55.447	8 -	1:27.416	+ 1.913	9:58:18.095
4 -	1:30.002	+ 4.499	9:52:25.449	9 -	1:25.988	+ 0.485	9:59:44.083
5 -	1:29.457	+ 3.954	9:53:54.906	10 -	1:25.503		10:01:09.586
26	Paul STREATHER		C MG ZR 160				
1 -	1:40.153	+ 12.854	9:47:42.045	6 -	1:29.598	+ 2.299	9:55:21.932
2 -	1:32.665	+ 5.366	9:49:14.710	7 -	1:28.637	+ 1.338	9:56:50.569
3 -	1:31.320	+ 4.021	9:50:46.030	8 -	1:29.476	+ 2.177	9:58:20.045
4 -	1:32.204	+ 4.905	9:52:18.234	9 -	1:28.005	+ 0.706	9:59:48.050
5 -	1:34.100	+ 6.801	9:53:52.334	10 -	1:27.299		10:01:15.349
41	David WILLIAMS		C MG ZR 160 - Oldbury Motors Kemsing				
1 -	1:46.339	+ 14.916	9:47:53.811	6 -	1:32.889	+ 1.466	9:55:45.551
2 -	1:36.144	+ 4.721	9:49:29.955	7 -	1:32.872	+ 1.449	9:57:18.423
3 -	1:34.409	+ 2.986	9:51:04.364	8 -	1:32.439	+ 1.016	9:58:50.862
4 -	1:33.869	+ 2.446	9:52:38.233	9 -	1:31.423		10:00:22.285
5 -	1:34.429	+ 3.006	9:54:12.662	10 -	1:31.618	+ 0.195	10:01:53.903
44	Alastair RUSHFORTH		C MG ZR 160				
1 -	2:59.959	- 03:57:54.817	9:53:36.474				
64	Julia PENFOLD		C MG ZR 160 - CMC Motorsport				
1 -	1:45.435	+ 16.629	9:48:02.923	6 -	1:31.227	+ 2.421	9:56:07.730
2 -	1:37.123	+ 8.317	9:49:40.046	7 -	1:29.851	+ 1.045	9:57:37.581
3 -	1:51.089	+ 22.283	9:51:31.135	8 -	1:29.968	+ 1.162	9:59:07.549
4 -	1:33.957	+ 5.151	9:53:05.092	9 -	1:28.851	+ 0.045	10:00:36.400
5 -	1:31.411	+ 2.605	9:54:36.503	10 -	1:28.806		10:02:05.206

Weather / Track : Cloudy / Drying

Snetterton
Circuit Length = 1.9520 miles
Start: 09:45 End: 10:02

MGCC MG Trophy Championship

QUALIFYING - RACE 3 & 13 - LAP ANALYSIS


65	David KOSKELA		D MG F/TF 160 - Church Square Autos				
1 -	1:53.958	+ 15.843	9:48:03.960	6 -	1:42.582	+ 4.467	9:56:47.238
2 -	1:47.809	+ 9.694	9:49:51.769	7 -	1:40.571	+ 2.456	9:58:27.809
3 -	1:45.514	+ 7.399	9:51:37.283	8 -	1:41.427	+ 3.312	10:00:09.236
4 -	1:44.300	+ 6.185	9:53:21.583	9 -	1:38.115		10:01:47.351
5 -	1:43.073	+ 4.958	9:55:04.656				
69	Paul LUTI		A MG LE 500				
1 -	1:41.505	+ 17.823	9:47:47.000	7 -	1:25.978	+ 2.296	9:56:41.946
2 -	1:33.507	+ 9.825	9:49:20.507	8 -	1:25.203	+ 1.521	9:58:07.149
3 -	1:31.260	+ 7.578	9:50:51.767	9 -	1:24.478	+ 0.796	9:59:31.627
4 -	1:29.816	+ 6.134	9:52:21.583	10 -	1:23.682		10:00:55.309
5 -	1:28.164	+ 4.482	9:53:49.747	11 -	1:28.241	+ 4.559	10:02:23.550
6 -	1:26.221	+ 2.539	9:55:15.968				
72	Daniel MOLLOY		C MG ZR 160 - Tech CADCAM / GibbsCAM				
1 -	1:45.600	+ 16.286	9:48:06.018	6 -	1:31.179	+ 1.865	9:55:55.657
2 -	1:36.514	+ 7.200	9:49:42.532	7 -	1:30.858	+ 1.544	9:57:26.515
3 -	1:37.616	+ 8.302	9:51:20.148	8 -	1:29.701	+ 0.387	9:58:56.216
4 -	1:32.663	+ 3.349	9:52:52.811	9 -	1:29.314		10:00:25.530
5 -	1:31.667	+ 2.353	9:54:24.478	10 -	1:32.483	+ 3.169	10:01:58.013
73	Ross MAKAR		C MG ZR 160				
1 -	1:45.422	+ 17.577	9:48:04.507	6 -	1:30.548	+ 2.703	9:56:00.875
2 -	1:43.727	+ 15.882	9:49:48.234	7 -	1:29.841	+ 1.996	9:57:30.716
3 -	1:34.963	+ 7.118	9:51:23.197	8 -	1:28.681	+ 0.836	9:58:59.397
4 -	1:35.009	+ 7.164	9:52:58.206	9 -	1:28.820	+ 0.975	10:00:28.217
5 -	1:32.121	+ 4.276	9:54:30.327	10 -	1:27.845		10:01:56.062
87	Colin ROBERTSON		B MG ZR 190 - Burnbrae Garage				
1 -	1:38.567	+ 14.106	9:47:51.783	7 -	1:26.988	+ 2.527	9:56:39.745
2 -	1:31.278	+ 6.817	9:49:23.061	8 -	1:25.398	+ 0.937	9:58:05.143
3 -	1:28.907	+ 4.446	9:50:51.968	9 -	1:24.501	+ 0.040	9:59:29.644
4 -	1:27.740	+ 3.279	9:52:19.708	10 -	1:24.461		10:00:54.105
5 -	1:26.787	+ 2.326	9:53:46.495	11 -	1:24.716	+ 0.255	10:02:18.821
6 -	1:26.262	+ 1.801	9:55:12.757				
92	Graham ROSS		B MG ZR 190 - Write on Sign & Display				
1 -	1:41.103	+ 16.811	9:47:55.372	7 -	1:27.028	+ 2.736	9:56:40.347
2 -	1:30.389	+ 6.097	9:49:25.761	8 -	1:25.416	+ 1.124	9:58:05.763
3 -	1:28.428	+ 4.136	9:50:54.189	9 -	1:24.292		9:59:30.055
4 -	1:27.273	+ 2.981	9:52:21.462	10 -	1:24.693	+ 0.401	10:00:54.748
5 -	1:25.564	+ 1.272	9:53:47.026	11 -	1:24.698	+ 0.406	10:02:19.446
6 -	1:26.293	+ 2.001	9:55:13.319				

Weather / Track : Cloudy / Drying

Snetterton
Circuit Length = 1.9520 miles
Start: 09:45 End: 10:02

MGCC MG Trophy Championship

RACE 3 - GRID


ROW 8	44	Alastair RUSHFORTH		
ROW 7	8	1:32.105 Charles HAZEL	65	1:38.115 David KOSKELA
ROW 6	72	1:29.314 Daniel MOLLOY	41	1:31.423 David WILLIAMS
ROW 5	73	1:27.845 Ross MAKAR	64	1:28.806 Julia PENFOLD
ROW 4	22	1:25.503 Gary WETTON	26	1:27.299 Paul STREATHER
ROW 3	4	1:25.149 Ben JACQUES	7	1:25.152 Andrew RADFORD
ROW 2	92	1:24.292 Graham ROSS	87	1:24.461 Colin ROBERTSON
ROW 1	69	1:23.682 Paul LUTI	1	1:24.097 Christopher BRAY
Pole				
				

Snetterton
Circuit Length = 1.9520 miles

These results are provisional until the conclusion of any judicial and technical matters.

Clerk of Course :		Timekeeper :
-------------------	--	--------------

MGCC MG Trophy Championship
RACE 13 - GRID

ROW 8	44	Alastair RUSHFORTH	
ROW 7	8	1:32.486 Charles HAZEL	65 1:40.571 David KOSKELA
ROW 6	72	1:29.701 Daniel MOLLOY	41 1:31.618 David WILLIAMS
ROW 5	73	1:28.681 Ross MAKAR	64 1:28.851 Julia PENFOLD
ROW 4	4	1:25.995 Ben JACQUES	26 1:28.005 Paul STREATHER
ROW 3	7	1:25.250 Andrew RADFORD	22 1:25.988 Gary WETTON
ROW 2	92	1:24.693 Graham ROSS	1 1:24.738 Christopher BRAY
ROW 1	69	1:24.478 Paul LUTI	87 1:24.501 Colin ROBERTSON
Pole			
			

Snetterton
 Circuit Length = 1.9520 miles

These results are provisional until the conclusion of any judicial and technical matters.

Clerk of Course :		Timekeeper :
-------------------	--	--------------

MGCC MG Trophy Championship

RACE 3 - CLASSIFICATION

POS	NO	CL	NAME	ENTRY	LAPS	TIME	GAP	DIFF	MPH	BEST	ON
1	69	A	Paul LUTI	MG LE 500	15	20:34.656			85.37	1:21.179	4
2	87	B	Colin ROBERTSON	MG ZR 190	15	20:34.868	0.212	0.212	85.35	1:21.252	14
3	4	B	Ben JACQUES	MG ZR 190	15	20:41.037	6.381	6.169	84.93	1:21.497	2
4	1	B	Christopher BRAY	MG ZR 190	15	20:43.880	9.224	2.843	84.74	1:20.837	4
5	92	B	Graham ROSS	MG ZR 190	15	20:47.097	12.441	3.217	84.52	1:21.274	4
6	22	B	Gary WETTON	MG ZR 190	15	20:55.396	20.740	8.299	83.96	1:22.063	2
7	7	A	Andrew RADFORD	MG F/TF 190	15	21:02.089	27.433	6.693	83.51	1:22.432	2
8	8	B	Charles HAZEL	MG ZR 190	15	21:30.860	56.204	28.771	81.65	1:24.397	12
9	26	C	Paul STREATHER	MG ZR 160	15	21:31.923	57.267	1.063	81.58	1:25.214	3
10	73	C	Ross MAKAR	MG ZR 160	15	21:51.883	1:17.227	19.960	80.34	1:26.058	2
11	64	C	Julia PENFOLD	MG ZR 160	15	22:00.775	1:26.119	8.892	79.80	1:27.084	13
12	72	C	Daniel MOLLOY	MG ZR 160	14	21:01.005	1 lap	1 lap	78.01	1:27.414	9
13	44	C	Alastair RUSHFORTH	MG ZR 160	14	21:05.789	1 lap	4.784	77.72	1:28.037	9
14	41	C	David WILLIAMS	MG ZR 160	14	21:08.614	1 lap	2.825	77.54	1:28.267	14
15	65	D	David KOSKELA	MG F/TF 160	14	21:46.783	1 lap	38.169	75.28	1:31.205	3

FASTEST LAP

1	B	Christopher BRAY	MG ZR 190	4	1:20.837	86.92 mph	139.89 kph
69	A	Paul LUTI	MG LE 500	4	1:21.179	86.56 mph	139.30 kph
26	C	Paul STREATHER	MG ZR 160	3	1:25.214	82.46 mph	132.71 kph
65	D	David KOSKELA	MG F/TF 160	3	1:31.205	77.04 mph	123.99 kph

Weather / Track : Bright / Dry

These results are provisional until the conclusion of any judicial and technical matters.

Snetterton

Circuit Length = 1.9520 miles

Start: 14:12 End: 14:34

Clerk of Course :

Timekeeper :

MGCC MG Trophy Championship
RACE 3 - LAP CHART

Lap 1			Lap 2			Lap 3			Lap 4			Lap 5		
No	Behind	Laptime	No	Behind	Laptime	No	Behind	Laptime	No	Behind	Laptime	No	Behind	Laptime
69		1:27.912	69		1:21.760	69		1:21.362	69		1:21.179	69		1:21.505
1	0.194	1:28.106	1	0.106	1:21.672	1	0.521	1:21.777	1	0.179	1:20.837	1	0.244	1:21.570
92	1.863	1:29.775	92	1.472	1:21.369	92	1.630	1:21.520	92	1.725	1:21.274	92	1.905	1:21.685
4	2.027	1:29.939	4	1.764	1:21.497	4	1.944	1:21.542	4	2.947	1:22.182	4	3.713	1:22.271
87	2.783	1:30.695	87	2.670	1:21.647	87	3.588	1:22.280	87	3.731	1:21.322	87	3.929	1:21.703
7	3.049	1:30.961	7	3.721	1:22.432	22	5.429	1:22.754	7	7.279	1:22.948	7	8.488	1:22.714
22	3.734	1:31.646	22	4.037	1:22.063	7	5.510	1:23.151	22	8.102	1:23.852	22	9.442	1:22.845
26	6.069	1:33.981	26	9.885	1:25.576	26	13.737	1:25.214	26	17.939	1:25.381	26	21.743	1:25.309
73	7.674	1:35.586	73	11.972	1:26.058	73	16.951	1:26.341	8	21.033	1:24.741	8	24.635	1:25.107
64	8.889	1:36.801	8	13.647	1:25.520	8	17.471	1:25.186	73	22.581	1:26.809	73	28.297	1:27.221
8	9.887	1:37.799	64	14.414	1:27.285	64	20.664	1:27.612	64	27.357	1:27.872	64	33.216	1:27.364
72	10.506	1:38.418	72	17.205	1:28.459	72	26.003	1:30.160	72	34.075	1:29.251	72	41.017	1:28.447
65	14.754	1:42.666	41	24.708	1:31.682	41	32.675	1:29.329	41	41.210	1:29.714	41	49.715	1:30.010
41	14.786	1:42.698	44	25.515	1:32.209	44	34.426	1:30.273	44	44.871	1:31.624	44	52.406	1:29.040
44	15.066	1:42.978	65	26.578	1:33.584	65	36.421	1:31.205	65	46.588	1:31.346	65	56.754	1:31.671

Weather / Track : Bright / Dry

Snetterton
 Circuit Length = 1.9520 miles
 Start: 14:12 End: 14:34

MGCC MG Trophy Championship
RACE 3 - LAP CHART

Lap 6			Lap 7			Lap 8			Lap 9			Lap 10		
No	Behind	Laptime	No	Behind	Laptime	No	Behind	Laptime	No	Behind	Laptime	No	Behind	Laptime
1		1:22.044	1		1:21.841	1		1:21.165	1		1:22.009	69		1:23.573
69	0.457	1:22.745	69	0.629	1:22.013	69	0.745	1:21.281	69	0.768	1:22.032	87	0.308	1:21.844
92	1.387	1:21.770	92	1.018	1:21.472	92	1.173	1:21.320	92	1.213	1:22.049	4	4.268	1:22.927
87	3.112	1:21.471	87	2.736	1:21.465	87	2.985	1:21.414	87	2.805	1:21.829	1	9.811	1:34.152
4	3.661	1:22.236	4	3.899	1:22.079	4	4.959	1:22.225	4	5.682	1:22.732	92	10.749	1:33.877
7	9.398	1:23.198	7	10.768	1:23.211	22	12.871	1:22.993	65	1 LAP	1:35.152	22	12.414	1:23.223
22	9.765	1:22.611	22	11.043	1:23.119	7	13.472	1:23.869	22	13.532	1:22.670	7	15.175	1:24.510
26	24.906	1:25.451	26	28.328	1:25.263	26	32.732	1:25.569	7	15.006	1:23.543	65	1 LAP	1:33.800
8	28.502	1:26.155	8	31.555	1:24.894	8	35.869	1:25.479	26	36.323	1:25.600	26	37.554	1:25.572
73	33.767	1:27.758	73	38.794	1:26.868	73	44.112	1:26.483	8	38.847	1:24.987	8	40.062	1:25.556
64	38.438	1:27.510	64	43.996	1:27.399	64	50.103	1:27.272	73	49.713	1:27.610	73	52.181	1:26.809
72	47.868	1:29.139	72	55.614	1:29.587	72	1:02.527	1:28.078	64	55.542	1:27.448	64	58.502	1:27.301
41	56.704	1:29.277	41	1:03.210	1:28.347	41	1:10.933	1:28.888	72	1:07.932	1:27.414	72	1:12.273	1:28.682
44	58.386	1:28.268	44	1:04.721	1:28.176	44	1:12.444	1:28.888	41	1:17.413	1:28.489	41	1:22.622	1:29.550
65	1:06.661	1:32.195	65	1:16.903	1:32.083				44	1:18.472	1:28.037			

Weather / Track : Bright / Dry

Snetterton
 Circuit Length = 1.9520 miles
 Start: 14:12 End: 14:34

MGCC MG Trophy Championship
RACE 3 - LAP CHART

Lap 11			Lap 12			Lap 13			Lap 14			Lap 15		
No	Behind	Laptime	No	Behind	Laptime	No	Behind	Laptime	No	Behind	Laptime	No	Behind	Laptime
69		1:22.828	69		1:21.415	69		1:21.834	69		1:21.535	69		1:21.682
87	0.312	1:22.832	87	0.359	1:21.462	87	0.604	1:22.079	87	0.321	1:21.252	87	0.212	1:21.573
44	1 LAP	1:29.142	4	5.160	1:22.547	4	5.494	1:22.168	4	5.806	1:21.847	4	6.381	1:22.257
4	4.028	1:22.588	44	1 LAP	1:29.541	72	1 LAP	1:31.839	1	9.816	1:21.082	1	9.224	1:21.090
1	10.515	1:23.532	41	1 LAP	1:31.300	1	10.269	1:21.268	92	12.416	1:21.848	92	12.441	1:21.707
92	11.532	1:23.611	1	10.835	1:21.735	92	12.103	1:22.249	72	1 LAP	1:30.162	22	20.740	1:24.024
22	12.687	1:23.101	92	11.688	1:21.571	44	1 LAP	1:28.537	22	18.398	1:23.679	72	1 LAP	1:30.855
7	16.497	1:24.150	22	14.302	1:23.030	22	16.254	1:23.786	7	23.923	1:24.174	7	27.433	1:25.192
65	1 LAP	1:32.164	7	19.102	1:24.020	41	1 LAP	1:30.985	44	1 LAP	1:30.535	44	1 LAP	1:28.541
26	40.162	1:25.436	65	1 LAP	1:32.938	7	21.284	1:24.016	41	1 LAP	1:30.078	41	1 LAP	1:28.267
8	41.678	1:24.444	26	44.408	1:25.661	8	48.641	1:25.815	8	51.749	1:24.643	8	56.204	1:26.137
73	56.136	1:26.783	8	44.660	1:24.397	26	49.368	1:26.794	26	53.362	1:25.529	26	57.267	1:25.587
64	1:02.997	1:27.323	73	1:01.565	1:26.844	65	1 LAP	1:34.164	65	1 LAP	1:32.098	65	1 LAP	1:31.717
72	1:19.959	1:30.514	64	1:08.962	1:27.380	73	1:07.080	1:27.349	73	1:12.366	1:26.821	73	1:17.227	1:26.543
						64	1:14.212	1:27.084	64	1:19.985	1:27.308	64	1:26.119	1:27.816

Weather / Track : Bright / Dry

Snetterton
 Circuit Length = 1.9520 miles
 Start: 14:12 End: 14:34

MGCC MG Trophy Championship

RACE 13 - CLASSIFICATION

POS	NO	CL	NAME	ENTRY	LAPS	TIME	GAP	DIFF	MPH	BEST	ON
1	69	A	Paul LUTI	MG LE 500	15	20:54.762			84.00	1:22.574	8
2	87	B	Colin ROBERTSON	MG ZR 190	15	20:55.595	0.833	0.833	83.94	1:22.647	10
3	7	A	Andrew RADFORD	MG F/TF 190	15	21:10.998	16.236	15.403	82.93	1:23.574	3
4	22	B	Gary WETTON	MG ZR 190	15	21:13.711	18.949	2.713	82.75	1:23.643	4
5	4	B	Ben JACQUES	MG ZR 190	15	21:16.987	22.225	3.276	82.54	1:22.697	6
6	26	C	Paul STREATHER	MG ZR 160	15	21:46.686	51.924	29.699	80.66	1:26.246	6
7	64	C	Julia PENFOLD	MG ZR 160	15	22:12.952	1:18.190	26.266	79.07	1:27.232	8
8	44	C	Alastair RUSHFORTH	MG ZR 160	15	22:18.383	1:23.621	5.431	78.75	1:26.903	12
9	8	B	Charles HAZEL	MG ZR 190	15	22:21.104	1:26.342	2.721	78.59	1:26.485	11
10	73	C	Ross MAKAR	MG ZR 160	14	20:55.923	1 lap	1 lap	78.33	1:28.204	8
11	72	C	Daniel MOLLOY	MG ZR 160	14	21:33.304	1 lap	37.381	76.06	1:30.050	5
12	41	C	David WILLIAMS	MG ZR 160	13	21:31.769	2 laps	1 lap	70.71	1:30.812	4

FASTEST LAP

69	A	Paul LUTI	MG LE 500	8	1:22.574	85.10 mph	136.95 kph
87	B	Colin ROBERTSON	MG ZR 190	10	1:22.647	85.02 mph	136.83 kph
26	C	Paul STREATHER	MG ZR 160	6	1:26.246	81.47 mph	131.12 kph

Weather / Track : Cloudy / Dry

These results are provisional until the conclusion of any judicial and technical matters.

Snetterton

Circuit Length = 1.9520 miles

Start: 10:45 End: 11:08

Clerk of Course :

Timekeeper :

MGCC MG Trophy Championship
RACE 13 - LAP CHART

Lap 1			Lap 2			Lap 3			Lap 4			Lap 5		
No	Behind	Laptime	No	Behind	Laptime	No	Behind	Laptime	No	Behind	Laptime	No	Behind	Laptime
87		1:31.196	87		1:23.713	87		1:23.148	69		1:22.690	69		1:22.694
69	0.750	1:31.946	69	0.653	1:23.616	69	0.476	1:22.971	87	0.405	1:23.571	87	1.617	1:23.906
22	1.066	1:32.262	4	1.590	1:23.816	4	1.918	1:23.476	4	1.769	1:23.017	4	1.962	1:22.887
4	1.487	1:32.683	22	1.766	1:24.413	22	2.417	1:23.799	22	2.894	1:23.643	22	4.037	1:23.837
7	2.125	1:33.321	7	2.176	1:23.764	7	2.602	1:23.574	7	3.210	1:23.774	7	4.202	1:23.686
26	4.278	1:35.474	26	7.493	1:26.928	26	10.768	1:26.423	26	14.028	1:26.426	26	17.794	1:26.460
73	6.801	1:37.997	73	12.619	1:29.531	73	18.719	1:29.248	73	24.811	1:29.258	64	30.359	1:28.036
72	7.440	1:38.636	64	13.960	1:30.136	64	19.405	1:28.593	64	25.017	1:28.778	73	31.582	1:29.465
64	7.537	1:38.733	8	14.475	1:30.054	44	21.687	1:29.158	44	27.579	1:29.058	44	33.750	1:28.865
8	8.134	1:39.330	44	15.677	1:30.241	72	24.676	1:30.698	72	31.812	1:30.302	72	39.168	1:30.050
44	9.149	1:40.345	72	17.126	1:33.399	8	27.679	1:36.352	8	33.128	1:28.615	8	39.545	1:29.111
41	11.458	1:42.654	41	20.478	1:32.733	41	28.619	1:31.289	41	36.265	1:30.812	41	44.867	1:31.296

Weather / Track : Cloudy / Dry

Snetterton
 Circuit Length = 1.9520 miles
 Start: 10:45 End: 11:08

MGCC MG Trophy Championship
RACE 13 - LAP CHART

Lap 6			Lap 7			Lap 8			Lap 9			Lap 10		
No	Behind	Laptime	No	Behind	Laptime	No	Behind	Laptime	No	Behind	Laptime	No	Behind	Laptime
69		1:23.002	69		1:22.880	69		1:22.574	69		1:22.980	69		1:23.166
87	1.326	1:22.711	87	1.395	1:22.949	87	1.730	1:22.909	87	1.937	1:23.187	87	1.418	1:22.647
4	1.657	1:22.697	4	2.299	1:23.522	4	3.370	1:23.645	4	4.720	1:24.330	4	5.435	1:23.881
7	6.495	1:25.295	41	1 LAP	2:05.533	7	9.416	1:24.221	7	10.636	1:24.200	7	11.586	1:24.116
22	6.781	1:25.746	7	7.769	1:24.154	22	11.972	1:25.204	22	13.366	1:24.374	22	14.735	1:24.535
26	21.038	1:26.246	22	9.342	1:25.441	41	1 LAP	1:39.859	26	31.929	1:26.343	26	35.352	1:26.589
64	35.733	1:28.376	26	24.705	1:26.547	26	28.566	1:26.435	41	1 LAP	1:40.120	64	55.136	1:28.371
73	37.304	1:28.724	64	40.438	1:27.585	64	45.096	1:27.232	64	49.931	1:27.815	44	59.848	1:27.472
44	39.296	1:28.548	73	43.685	1:29.261	73	49.315	1:28.204	44	55.542	1:29.048	73	1:01.083	1:28.570
8	45.996	1:29.453	44	44.433	1:28.017	44	49.474	1:27.615	73	55.679	1:29.344	8	1:05.806	1:27.714
72	47.231	1:31.065	8	51.637	1:28.521	8	56.615	1:27.552	8	1:01.258	1:27.623	41	1 LAP	2:01.777
			72	57.272	1:32.921	72	1:07.207	1:32.509	72	1:16.862	1:32.635			

Weather / Track : Cloudy / Dry

Snetterton
 Circuit Length = 1.9520 miles
 Start: 10:45 End: 11:08

MGCC MG Trophy Championship
RACE 13 - LAP CHART

Lap 11			Lap 12			Lap 13			Lap 14			Lap 15		
No	Behind	Laptime	No	Behind	Laptime	No	Behind	Laptime	No	Behind	Laptime	No	Behind	Laptime
69		1:22.882	69		1:23.837	69		1:23.173	69		1:22.891	69		1:23.460
87	1.190	1:22.654	87	1.982	1:24.629	87	1.771	1:22.962	87	1.550	1:22.670	87	0.833	1:22.743
72	1 LAP	1:33.494	41	2 LAPS	1:38.080	7	14.544	1:24.378	7	15.259	1:23.606	73	1 LAP	1:29.556
7	13.128	1:24.424	7	13.339	1:24.048	22	17.212	1:23.958	22	18.298	1:23.977	7	16.236	1:24.437
22	16.316	1:24.463	72	1 LAP	1:33.453	41	2 LAPS	1:33.569	4	22.313	1:24.383	22	18.949	1:24.111
4	17.999	1:35.446	22	16.427	1:23.948	4	20.821	1:23.811	41	2 LAPS	1:32.302	4	22.225	1:23.372
26	39.139	1:26.669	4	20.183	1:26.021	72	1 LAP	1:32.337	72	1 LAP	1:31.184	41	2 LAPS	1:31.745
64	1:00.114	1:27.860	26	41.934	1:26.632	26	45.248	1:26.487	26	48.716	1:26.359	72	1 LAP	1:30.621
44	1:04.444	1:27.478	64	1:03.780	1:27.503	64	1:07.933	1:27.326	64	1:12.480	1:27.438	26	51.924	1:26.668
73	1:06.607	1:28.406	44	1:07.510	1:26.903	44	1:11.560	1:27.223	44	1:17.170	1:28.501	64	1:18.190	1:29.170
8	1:09.409	1:26.485	73	1:11.485	1:28.715	8	1:17.867	1:28.061	8	1:22.313	1:27.337	44	1:23.621	1:29.911
			8	1:12.979	1:27.407	73	1:17.956	1:29.644				8	1:26.342	1:27.489

Weather / Track : Cloudy / Dry

Snetterton
 Circuit Length = 1.9520 miles
 Start: 10:45 End: 11:08

MGCC Peter Best Insurance Challenge

QUALIFYING - RACE 4 & 10 - CLASSIFICATION

POS	NO	CL	NAME	ENTRY	TIME	ON	LAPS	GAP	DIFF	MPH
1	66	C	Simon CRIPPS	MGB GT V8	1:24.992	9	9			82.67
2	4	C	Ollie NEAVES	MG B Roadster	1:26.110	10	10	1.118	1.118	81.60
3	55	C	Rob SPENCER	MG BGT V8	1:26.490	10	10	1.498	0.380	81.24
4	7	C	Blaine NEAVES	MG B Roadster	1:27.625	9	9	2.633	1.135	80.19
5	20	C	Ewart KITSON	MG ZS	1:27.882	9	9	2.890	0.257	79.96
6	43	C	Simon HUTCHINSON	MG Midget	1:28.175	8	10	3.183	0.293	79.69
7	30	C	Terry Holmes	MGB GT V8	1:28.263	9	10	3.271	0.088	79.61
8	35	B	Max CAWTHORN	MGB Roadster	1:28.407	8	10	3.415	0.144	79.48
9	29	B	Shane TERRY	MGB GT V8	1:28.870	8	10	3.878	0.463	79.07
10	33	B	Peter ANDREWS	MG B Roadster	1:29.444	6	8	4.452	0.574	78.56
11	18	A	Simon TINKLER	MG BGT	1:30.165	9	10	5.173	0.721	77.93
12	53	B	Kevin SWAN	MGB Roadster	1:30.328	8	10	5.336	0.163	77.79
13	22	B	Pat FENN	MG BGT V8	1:30.338	9	10	5.346	0.010	77.78
14	63	F	Sam SMITH	MG F	1:30.639	5	7	5.647	0.301	77.52
15	15	A	James WALPOLE	MG B Roadster	1:31.406	7	10	6.414	0.767	76.87
16	76	F	Paul RIGG	MG F VVC	1:31.435	8	10	6.443	0.029	76.85
17	38	A	James DARBY	MG BGT	1:31.448	7	9	6.456	0.013	76.84
18	40	A	Clive JONES	MG BGT	1:32.346	7	9	7.354	0.898	76.09
19	5	A	John WREGHITT	MG B Roadster	1:33.740	7	9	8.748	1.394	74.96
20	51	F	Kevin STIBBARDS	MG F	1:33.777	9	9	8.785	0.037	74.93
21	77	C	Barry HOLMES	MGB	1:34.442	3	4	9.450	0.665	74.40
22	71	F	John BINCZYK	MG F	1:34.677	7	10	9.685	0.235	74.22
23	61	B	Brian RATCLIFF	MG BGT V8	1:36.656	9	9	11.664	1.979	72.70
24	60	A	Michael PIGGOTT	MGB GT	1:37.266	6	6	12.274	0.610	72.24
25	47	T	Jeff MARSDEN	MG TC	1:37.647	6	6	12.655	0.381	71.96
26	88	B	Simon WILSON	Rover Metro GTi 16v	1:37.673	6	7	12.681	0.026	71.94
27	23	A	Frank THOMSON	MGB Roadster	1:39.494	3	6	14.502	1.821	70.62

Car 20 - Please fit timing transponder

Snetterton
Circuit Length = 1.9520 miles
Start: 10:10 End: 10:30

Weather / Track : Bright / Dry
These results are provisional until the conclusion of any judicial and technical matters.

Clerk of Course :		Timekeeper :
-------------------	--	--------------

MGCC Peter Best Insurance Challenge
QUALIFYING - RACE 4 & 10 - LAP ANALYSIS

4	Ollie NEAVES						C	MG B Roadster - TeamNeavesRacing.co.u					
1 -	1:41.464	+ 15.354	10:12:24.037	6 -	1:27.769	+ 1.659	10:19:56.346						
2 -	1:32.701	+ 6.591	10:13:56.738	7 -	1:26.483	+ 0.373	10:21:22.829						
3 -	1:31.973	+ 5.863	10:15:28.711	8 -	1:28.052	+ 1.942	10:22:50.881						
4 -	1:29.514	+ 3.404	10:16:58.225	9 -	1:26.164	+ 0.054	10:24:17.045						
5 -	1:30.352	+ 4.242	10:18:28.577	10 -	1:26.110		10:25:43.155						
5	John WREGHITT						A	MG B Roadster - Derwent Property Management					
1 -	1:53.450	+ 19.710	10:12:14.493	6 -	1:35.310	+ 1.570	10:20:26.371						
2 -	1:41.786	+ 8.046	10:13:56.279	7 -	1:33.740		10:22:00.111						
3 -	1:38.397	+ 4.657	10:15:34.676	8 -	1:34.232	+ 0.492	10:23:34.343						
4 -	1:39.874	+ 6.134	10:17:14.550	9 -	1:35.427	+ 1.687	10:25:09.770						
5 -	1:36.511	+ 2.771	10:18:51.061										
7	Blaine NEAVES						C	MG B Roadster - teamneavesracing.co.uk					
1 -	2:04.247	+ 36.622	10:12:55.169	6 -	1:28.795	+ 1.170	10:20:41.643						
2 -	1:43.465	+ 15.840	10:14:38.634	7 -	1:28.917	+ 1.292	10:22:10.560						
3 -	1:35.262	+ 7.637	10:16:13.896	8 -	1:28.961	+ 1.336	10:23:39.521						
4 -	1:31.127	+ 3.502	10:17:45.023	9 -	1:27.625		10:25:07.146						
5 -	1:27.825	+ 0.200	10:19:12.848										
15	James WALPOLE						A	MG B Roadster					
1 -	1:46.779	+ 15.373	10:11:59.512	6 -	1:33.167	+ 1.761	10:19:44.858						
2 -	1:35.990	+ 4.584	10:13:35.502	7 -	1:31.406		10:21:16.264						
3 -	1:32.898	+ 1.492	10:15:08.400	8 -	1:31.658	+ 0.252	10:22:47.922						
4 -	1:31.608	+ 0.202	10:16:40.008	9 -	1:33.386	+ 1.980	10:24:21.308						
5 -	1:31.683	+ 0.277	10:18:11.691	10 -	1:32.435	+ 1.029	10:25:53.743						
18	Simon TINKLER						A	MG BGT - Church Lane Racing					
1 -	1:47.879	+ 17.714	10:11:58.121	6 -	1:31.381	+ 1.216	10:19:36.365						
2 -	1:34.791	+ 4.626	10:13:32.912	7 -	1:31.930	+ 1.765	10:21:08.295						
3 -	1:31.163	+ 0.998	10:15:04.075	8 -	1:31.326	+ 1.161	10:22:39.621						
4 -	1:30.448	+ 0.283	10:16:34.523	9 -	1:30.165		10:24:09.786						
5 -	1:30.461	+ 0.296	10:18:04.984	10 -	1:30.667	+ 0.502	10:25:40.453						
20	Ewart KITSON						C	MG ZS - Dreadnought racing/ Mainline Haulage					
1 -	1:32.753	+ 4.871	10:13:48.011	6 -	1:28.212	+ 0.330	10:21:19.839						
2 -	1:31.182	+ 3.300	10:15:19.193	7 -	1:31.241	+ 3.359	10:22:51.080						
3 -	1:32.867	+ 4.985	10:16:52.060	8 -	1:29.920	+ 2.038	10:24:21.000						
4 -	1:29.449	+ 1.567	10:18:21.509	9 -	1:27.882		10:25:48.882						
5 -	1:30.118	+ 2.236	10:19:51.627										
22	Pat FENN						B	MG BGT V8					
1 -	1:51.917	+ 21.579	10:12:18.616	6 -	1:33.109	+ 2.771	10:20:16.455						
2 -	1:37.731	+ 7.393	10:13:56.347	7 -	1:32.281	+ 1.943	10:21:48.736						
3 -	1:35.653	+ 5.315	10:15:32.000	8 -	1:30.439	+ 0.101	10:23:19.175						
4 -	1:37.220	+ 6.882	10:17:09.220	9 -	1:30.338		10:24:49.513						
5 -	1:34.126	+ 3.788	10:18:43.346	10 -	1:48.705	+ 18.367	10:26:38.218						
23	Frank THOMSON						A	MGB Roadster					
1 -	2:18.097	+ 38.603	10:12:43.480	4 -	3:36.766 P	+ 1:57.272	10:20:01.426						
2 -	2:01.686	+ 22.192	10:14:45.166	5 -	1:58.272	+ 18.778	10:21:59.698						
3 -	1:39.494		10:16:24.660	6 -	2:20.545 P	+ 41.051	10:24:20.243						
29	Shane TERRY						B	MGB GT V8					
1 -	1:44.862	+ 15.992	10:11:55.907	6 -	1:29.145	+ 0.275	10:19:31.234						
2 -	1:32.930	+ 4.060	10:13:28.837	7 -	1:31.471	+ 2.601	10:21:02.705						
3 -	1:32.189	+ 3.319	10:15:01.026	8 -	1:28.870		10:22:31.575						
4 -	1:30.381	+ 1.511	10:16:31.407	9 -	1:29.295	+ 0.425	10:24:00.870						
5 -	1:30.682	+ 1.812	10:18:02.089	10 -	1:29.645	+ 0.775	10:25:30.515						

Weather / Track : Bright / Dry

Snetterton
Circuit Length = 1.9520 miles
Start: 10:10 End: 10:30

MGCC Peter Best Insurance Challenge
QUALIFYING - RACE 4 & 10 - LAP ANALYSIS

30	Terry Holmes		C MGB GT V8 - Golf Tees & Promotions				
1 -	1:52.921	+ 24.658	10:12:15.614	6 -	1:29.520	+ 1.257	10:19:58.810
2 -	1:37.034	+ 8.771	10:13:52.648	7 -	1:29.416	+ 1.153	10:21:28.226
3 -	1:33.160	+ 4.897	10:15:25.808	8 -	1:28.906	+ 0.643	10:22:57.132
4 -	1:31.745	+ 3.482	10:16:57.553	9 -	1:28.263		10:24:25.395
5 -	1:31.737	+ 3.474	10:18:29.290	10 -	1:28.799	+ 0.536	10:25:54.194
33	Peter ANDREWS		B MGB Roadster - Church Lane Racing				
1 -	1:47.832	+ 18.388	10:11:56.874	5 -	1:29.875	+ 0.431	10:18:02.789
2 -	1:34.764	+ 5.320	10:13:31.638	6 -	1:29.444		10:19:32.233
3 -	1:31.308	+ 1.864	10:15:02.946	7 -	1:50.782	+ 21.338	10:21:23.015
4 -	1:29.968	+ 0.524	10:16:32.914	8 -	2:22.710 P	+ 53.266	10:23:45.725
35	Max CAWTHORN		B MGB Roadster				
1 -	1:48.003	+ 19.596	10:12:43.862	6 -	1:30.489	+ 2.082	10:20:24.779
2 -	1:36.244	+ 7.837	10:14:20.106	7 -	1:29.930	+ 1.523	10:21:54.709
3 -	1:32.385	+ 3.978	10:15:52.491	8 -	1:28.407		10:23:23.116
4 -	1:30.657	+ 2.250	10:17:23.148	9 -	1:29.053	+ 0.646	10:24:52.169
5 -	1:31.142	+ 2.735	10:18:54.290	10 -	1:30.659	+ 2.252	10:26:22.828
38	James DARBY		A MGBGT				
1 -	1:49.946	+ 18.498	10:12:28.952	6 -	1:31.759	+ 0.311	10:20:28.927
2 -	1:40.975	+ 9.527	10:14:09.927	7 -	1:31.448		10:22:00.375
3 -	1:37.402	+ 5.954	10:15:47.329	8 -	1:33.040	+ 1.592	10:23:33.415
4 -	1:35.606	+ 4.158	10:17:22.935	9 -	1:32.630	+ 1.182	10:25:06.045
5 -	1:34.233	+ 2.785	10:18:57.168				
40	Clive JONES		A MGBGT - motorlawyers.co.uk				
1 -	1:53.566	+ 21.220	10:12:37.532	6 -	1:32.507	+ 0.161	10:20:31.016
2 -	1:37.721	+ 5.375	10:14:15.253	7 -	1:32.346		10:22:03.362
3 -	1:34.287	+ 1.941	10:15:49.540	8 -	1:33.623	+ 1.277	10:23:36.985
4 -	1:34.100	+ 1.754	10:17:23.640	9 -	1:33.605	+ 1.259	10:25:10.590
5 -	1:34.869	+ 2.523	10:18:58.509				
43	Simon HUTCHINSON		C MGB Midget				
1 -	1:55.798	+ 27.623	10:12:16.100	6 -	1:30.380	+ 2.205	10:20:25.951
2 -	1:43.841	+ 15.666	10:13:59.941	7 -	1:29.403	+ 1.228	10:21:55.354
3 -	1:43.295	+ 15.120	10:15:43.236	8 -	1:28.175		10:23:23.529
4 -	1:38.418	+ 10.243	10:17:21.654	9 -	1:30.471	+ 2.296	10:24:54.000
5 -	1:33.917	+ 5.742	10:18:55.571	10 -	1:28.893	+ 0.718	10:26:22.893
47	Jeff MARSDEN		T MGB TC				
1 -	1:55.296	+ 17.649	10:12:44.325	4 -	1:42.624	+ 4.977	10:17:53.484
2 -	1:45.554	+ 7.907	10:14:29.879	5 -	1:43.106	+ 5.459	10:19:36.590
3 -	1:40.981	+ 3.334	10:16:10.860	6 -	1:37.647		10:21:14.237
51	Kevin STIBBARDS		F MGB F - GTI Corporation Ltd.				
1 -	1:56.238	+ 22.461	10:12:42.832	6 -	1:36.658	+ 2.881	10:20:55.917
2 -	1:42.669	+ 8.892	10:14:25.501	7 -	1:35.855	+ 2.078	10:22:31.772
3 -	1:39.548	+ 5.771	10:16:05.049	8 -	1:34.218	+ 0.441	10:24:05.990
4 -	1:37.160	+ 3.383	10:17:42.209	9 -	1:33.777		10:25:39.767
5 -	1:37.050	+ 3.273	10:19:19.259				
53	Kevin SWAN		B MGB Roadster				
1 -	1:45.513	+ 15.185	10:12:26.870	6 -	1:32.435	+ 2.107	10:20:16.303
2 -	1:35.131	+ 4.803	10:14:02.001	7 -	1:31.027	+ 0.699	10:21:47.330
3 -	1:34.576	+ 4.248	10:15:36.577	8 -	1:30.328		10:23:17.658
4 -	1:33.338	+ 3.010	10:17:09.915	9 -	1:30.901	+ 0.573	10:24:48.559
5 -	1:33.953	+ 3.625	10:18:43.868	10 -	1:38.333	+ 8.005	10:26:26.892

Weather / Track : Bright / Dry

Snetterton
Circuit Length = 1.9520 miles
Start: 10:10 End: 10:30

MGCC Peter Best Insurance Challenge
QUALIFYING - RACE 4 & 10 - LAP ANALYSIS


55	Rob SPENCER		C MG BGT V8 - Stenball Limited				
1 -	1:50.657	+ 24.167	10:12:22.373	6 -	1:27.549	+ 1.059	10:19:47.317
2 -	1:34.148	+ 7.658	10:13:56.521	7 -	1:28.423	+ 1.933	10:21:15.740
3 -	1:28.179	+ 1.689	10:15:24.700	8 -	1:26.921	+ 0.431	10:22:42.661
4 -	1:28.109	+ 1.619	10:16:52.809	9 -	1:26.832	+ 0.342	10:24:09.493
5 -	1:26.959	+ 0.469	10:18:19.768	10 -	1:26.490		10:25:35.983
60	Michael PIGGOTT		A MGB GT				
1 -	2:04.008	+ 26.742	10:12:40.193	4 -	1:41.164	+ 3.898	10:17:50.023
2 -	1:45.835	+ 8.569	10:14:26.028	5 -	1:39.539	+ 2.273	10:19:29.562
3 -	1:42.831	+ 5.565	10:16:08.859	6 -	1:37.266		10:21:06.828
61	Brian RATCLIFF		B MG BGT V8				
1 -	2:06.016	+ 29.360	10:12:39.249	6 -	1:38.966	+ 2.310	10:21:05.902
2 -	1:45.563	+ 8.907	10:14:24.812	7 -	1:37.749	+ 1.093	10:22:43.651
3 -	1:43.035	+ 6.379	10:16:07.847	8 -	1:37.156	+ 0.500	10:24:20.807
4 -	1:40.505	+ 3.849	10:17:48.352	9 -	1:36.656		10:25:57.463
5 -	1:38.584	+ 1.928	10:19:26.936				
63	Sam SMITH		F MG F - West Dereham Plant Hire Ltd.				
1 -	1:46.513	+ 15.874	10:12:01.817	5 -	1:30.639		10:18:15.631
2 -	1:36.332	+ 5.693	10:13:38.149	6 -	1:31.050	+ 0.411	10:19:46.681
3 -	1:34.905	+ 4.266	10:15:13.054	7 -	1:32.139	+ 1.500	10:21:18.820
4 -	1:31.938	+ 1.299	10:16:44.992				
66	Simon CRIPPS		C MGB GT V8				
1 -	1:40.699	+ 15.707	10:11:57.044	6 -	1:26.618	+ 1.626	10:19:11.169
2 -	1:29.042	+ 4.050	10:13:26.086	7 -	1:32.886	+ 7.894	10:20:44.055
3 -	1:26.350	+ 1.358	10:14:52.436	8 -	1:32.612	+ 7.620	10:22:16.667
4 -	1:25.578	+ 0.586	10:16:18.014	9 -	1:24.992		10:23:41.659
5 -	1:26.537	+ 1.545	10:17:44.551				
71	John BINCZYK		F MG F - TSD Racing - Toyo Tyres				
1 -	1:46.801	+ 12.124	10:12:00.879	6 -	1:35.849	+ 1.172	10:20:07.171
2 -	1:36.673	+ 1.996	10:13:37.552	7 -	1:34.677		10:21:41.848
3 -	1:38.573	+ 3.896	10:15:16.125	8 -	1:34.812	+ 0.135	10:23:16.660
4 -	1:37.547	+ 2.870	10:16:53.672	9 -	1:37.286	+ 2.609	10:24:53.946
5 -	1:37.650	+ 2.973	10:18:31.322	10 -	1:37.830	+ 3.153	10:26:31.776
76	Paul RIGG		F MG F VVC				
1 -	1:46.698	+ 15.263	10:12:24.663	6 -	1:32.702	+ 1.267	10:20:17.909
2 -	1:39.377	+ 7.942	10:14:04.040	7 -	1:32.074	+ 0.639	10:21:49.983
3 -	1:34.628	+ 3.193	10:15:38.668	8 -	1:31.435		10:23:21.418
4 -	1:33.915	+ 2.480	10:17:12.583	9 -	1:32.708	+ 1.273	10:24:54.126
5 -	1:32.624	+ 1.189	10:18:45.207	10 -	1:34.777	+ 3.342	10:26:28.903
77	Barry HOLMES		C MGB				
1 -	1:51.954	+ 17.512	10:12:26.321	3 -	1:34.442		10:15:35.325
2 -	1:34.562	+ 0.120	10:14:00.883	4 -	2:11.274 P	+ 36.832	10:17:46.599
88	Simon WILSON		B Rover Metro GTi 16v				
1 -	1:58.640	+ 20.967	10:12:50.786	5 -	1:39.158	+ 1.485	10:19:35.320
2 -	1:43.647	+ 5.974	10:14:34.433	6 -	1:37.673		10:21:12.993
3 -	1:43.017	+ 5.344	10:16:17.450	7 -	1:41.490	+ 3.817	10:22:54.483
4 -	1:38.712	+ 1.039	10:17:56.162				

Weather / Track : Bright / Dry

Snetterton
 Circuit Length = 1.9520 miles
 Start: 10:10 End: 10:30

MGCC Peter Best Insurance Challenge

RACE 4 - GRID

ROW 14	1:39.494 23 Frank THOMSON		
ROW 13	1:37.647 47 Jeff MARSDEN	1:37.673 88 Simon WILSON	
ROW 12	1:36.656 61 Brian RATCLIFF		1:37.266 60 Michael PIGGOTT
ROW 11	1:34.442 77 Barry HOLMES	1:34.677 71 John BINCZYK	
ROW 10	1:33.740 5 John WREGHITT		1:33.777 51 Kevin STIBBARDS
ROW 9	1:31.448 38 James DARBY	1:32.346 40 Clive JONES	
ROW 8	1:31.406 15 James WALPOLE		1:31.435 76 Paul RIGG
ROW 7	1:30.338 22 Pat FENN	1:30.639 63 Sam SMITH	
ROW 6	1:30.165 18 Simon TINKLER		1:30.328 53 Kevin SWAN
ROW 5	1:28.870 29 Shane TERRY	1:29.444 33 Peter ANDREWS	
ROW 4	1:28.263 30 Terry Holmes		1:28.407 35 Max CAWTHORN
ROW 3	1:27.882 20 Ewart KITSON	1:28.175 43 Simon HUTCHINSON	
ROW 2	1:26.490 55 Rob SPENCER		1:27.625 7 Blaine NEAVES
ROW 1	1:24.992 66 Simon CRIPPS	1:26.110 4 Ollie NEAVES	
Pole			
			


Snetterton
Circuit Length = 1.9520 miles

These results are provisional until the conclusion of any judicial and technical matters.

Clerk of Course :		Timekeeper :
-------------------	--	--------------

MGCC Peter Best Insurance Challenge

RACE 10 - GRID

ROW 14	2:01.686 23 Frank THOMSON	
ROW 13	1:39.539 60 Michael PIGGOTT	1:40.981 47 Jeff MARSDEN
ROW 12	1:37.156 61 Brian RATCLIFF	1:38.712 88 Simon WILSON
ROW 11	1:34.562 77 Barry HOLMES	1:34.812 71 John BINCZYK
ROW 10	1:34.218 51 Kevin STIBBARDS	1:34.232 5 John WREGHITT
ROW 9	1:32.074 76 Paul RIGG	1:32.507 40 Clive JONES
ROW 8	1:31.608 15 James WALPOLE	1:31.759 38 James DARBY
ROW 7	1:30.901 53 Kevin SWAN	1:31.050 63 Sam SMITH
ROW 6	1:30.439 22 Pat FENN	1:30.448 18 Simon TINKLER
ROW 5	1:29.145 29 Shane TERRY	1:29.875 33 Peter ANDREWS
ROW 4	1:28.893 43 Simon HUTCHINSON	1:29.053 35 Max CAWTHORN
ROW 3	1:28.212 20 Ewart KITSON	1:28.799 30 Terry Holmes
ROW 2	1:26.832 55 Rob SPENCER	1:27.825 7 Blaine NEAVES
ROW 1	1:25.578 66 Simon CRIPPS	1:26.164 4 Ollie NEAVES
Pole		
		

Snetterton
Circuit Length = 1.9520 miles

These results are provisional until the conclusion of any judicial and technical matters.

Clerk of Course :		Timekeeper :

MGCC Peter Best Insurance Challenge

RACE 4 - CLASSIFICATION

POS	NO	CL	NAME	ENTRY	LAPS	TIME	GAP	DIFF	MPH	BEST	ON
1	4	C	Ollie NEAVES	MG B Roadster	14	20:03.748			81.72	1:24.623	8
2	55	C	Rob SPENCER	MG BGT V8	14	20:07.910	4.162	4.162	81.44	1:24.982	9
3	7	C	Blaine NEAVES	MG B Roadster	14	20:10.055	6.307	2.145	81.30	1:25.204	5
4	30	C	Terry HOLMES	MGB GT V8	14	20:12.044	8.296	1.989	81.16	1:25.008	5
5	77	C	Barry HOLMES	MGB	14	20:25.514	21.766	13.470	80.27	1:25.887	12
6	29	B	Shane TERRY	MGB GT V8	14	20:29.409	25.661	3.895	80.02	1:25.661	2
7	35	B	Max CAWTHORN	MGB Roadster	14	20:40.194	36.446	10.785	79.32	1:26.268	8
8	20	C	Ewart KITSON	MG ZS	14	20:42.897	39.149	2.703	79.15	1:27.322	14
9	43	C	Simon HUTCHINSON	MG Midget	14	20:47.939	44.191	5.042	78.83	1:24.862	9
10	33	B	Peter ANDREWS	MG B Roadster	14	20:53.101	49.353	5.162	78.50	1:26.587	7
11	63	F	Sam SMITH	MG F	14	20:59.784	56.036	6.683	78.09	1:27.942	12
12	53	B	Kevin SWAN	MGB Roadster	14	21:00.138	56.390	0.354	78.07	1:28.352	14
13	18	A	Simon TINKLER	MG BGT	14	21:03.064	59.316	2.926	77.88	1:28.677	13
14	15	A	James WALPOLE	MG B Roadster	14	21:03.644	59.896	0.580	77.85	1:28.547	5
15	76	F	Paul RIGG	MG F VVC	14	21:21.542	1:17.794	17.898	76.76	1:28.902	6
16	38	A	James DARBY	MG BGT	14	21:22.431	1:18.683	0.889	76.71	1:29.655	12
17	22	B	Pat FENN	MG BGT V8	14	21:28.578	1:24.830	6.147	76.34	1:29.253	7
18	71	F	John BINCZYK	MG F	13	20:12.088	1 lap	1 lap	75.36	1:30.579	7
19	40	A	Clive JONES	MG BGT	13	20:15.093	1 lap	3.005	75.18	1:31.590	5
20	5	A	John WREGHITT	MG B Roadster	13	20:24.452	1 lap	9.359	74.60	1:31.437	5
21	88	B	Simon WILSON	Rover Metro GTi 16v	13	20:53.105	1 lap	28.653	72.90	1:33.347	10
22	61	B	Brian RATCLIFF	MG BGT V8	13	20:58.429	1 lap	5.324	72.59	1:34.053	10
23	51	F	Kevin STIBBARDS	MG F	13	21:04.774	1 lap	6.345	72.22	1:30.584	7
24	60	A	Michael PIGGOTT	MGB GT	13	21:28.072	1 lap	23.298	70.92	1:36.222	11

NOT CLASSIFIED

DNF	66	C	Simon CRIPPS	MGB GT V8	13	18:34.594	1 lap		81.96	1:24.436	7
DNF	23	A	Frank THOMSON	MGB Roadster	9	14:33.410	5 laps	4 laps	72.41	1:34.624	4
DNF	47	T	Jeff MARSDEN	MG TC	2	3:27.523	12 laps	7 laps	67.72	1:37.817	2

FASTEST LAP

66	C	Simon CRIPPS	MGB GT V8	7	1:24.436	83.22 mph	133.93 kph
29	B	Shane TERRY	MGB GT V8	2	1:25.661	82.03 mph	132.02 kph
63	F	Sam SMITH	MG F	12	1:27.942	79.90 mph	128.59 kph
15	A	James WALPOLE	MG B Roadster	5	1:28.547	79.36 mph	127.71 kph
47	T	Jeff MARSDEN	MG TC	2	1:37.817	71.83 mph	115.61 kph

Weather / Track : Cloudy / Dry

These results are provisional until the conclusion of any judicial and technical matters.

Snetterton

Circuit Length = 1.9520 miles

Start: 14:45 End: 15:07

Clerk of Course :	Timekeeper :
-------------------	--------------

MGCC Peter Best Insurance Challenge

RACE 4 - LAP CHART

Lap 1			Lap 2			Lap 3			Lap 4			Lap 5		
No	Behind	Laptime	No	Behind	Laptime	No	Behind	Laptime	No	Behind	Laptime	No	Behind	Laptime
66		1:30.314	66		1:24.657	66		1:24.852	66		1:24.860	66		1:25.102
4	0.868	1:31.182	4	2.061	1:25.850	4	3.121	1:25.912	4	5.322	1:27.061	4	6.252	1:26.032
7	1.780	1:32.094	7	3.006	1:25.883	7	4.416	1:26.262	55	5.713	1:25.398	55	6.376	1:25.765
55	2.451	1:32.765	55	3.625	1:25.831	55	5.175	1:26.402	7	7.019	1:27.463	7	7.121	1:25.204
43	3.614	1:33.928	30	5.791	1:26.171	43	7.359	1:25.600	43	7.981	1:25.482	43	8.666	1:25.787
30	4.277	1:34.591	43	6.611	1:27.654	30	8.764	1:27.825	30	9.589	1:25.685	30	9.495	1:25.008
35	5.524	1:35.838	29	7.781	1:25.661	35	11.754	1:27.780	35	15.065	1:28.171	33	16.883	1:26.911
29	6.777	1:37.091	35	8.826	1:27.959	33	12.591	1:27.883	33	15.074	1:27.343	77	17.424	1:26.602
33	7.077	1:37.391	33	9.560	1:27.140	77	14.837	1:26.946	77	15.924	1:25.947	35	18.205	1:28.242
53	7.750	1:38.064	53	12.288	1:29.195	20	15.919	1:28.353	29	18.205	1:26.870	29	19.303	1:26.200
20	8.101	1:38.415	20	12.418	1:28.974	29	16.195	1:33.266	20	19.345	1:28.286	20	21.707	1:27.464
22	8.900	1:39.214	77	12.743	1:27.445	53	17.221	1:29.785	53	21.464	1:29.103	53	25.370	1:29.008
77	9.955	1:40.269	18	15.512	1:29.926	18	20.976	1:30.316	63	26.606	1:30.002	63	29.592	1:28.088
18	10.243	1:40.557	63	16.834	1:29.598	63	21.464	1:29.482	18	27.084	1:30.968	18	31.045	1:29.063
63	11.893	1:42.207	76	17.902	1:30.540	76	22.811	1:29.761	15	27.918	1:29.476	15	31.363	1:28.547
76	12.019	1:42.333	15	18.607	1:30.389	15	23.302	1:29.547	76	28.463	1:30.512	76	32.619	1:29.258
15	12.875	1:43.189	40	20.447	1:31.673	38	27.705	1:31.612	38	33.748	1:30.903	38	39.184	1:30.538
40	13.431	1:43.745	38	20.945	1:31.511	40	28.173	1:32.578	40	35.034	1:31.721	40	41.522	1:31.590
38	14.091	1:44.405	51	23.463	1:33.379	51	31.611	1:33.000	51	38.672	1:31.921	51	44.952	1:31.382
5	14.623	1:44.937	71	24.765	1:34.162	71	32.276	1:32.363	71	39.165	1:31.749	71	45.641	1:31.578
51	14.741	1:45.055	5	25.066	1:35.100	5	33.866	1:33.652	5	40.992	1:31.986	5	47.327	1:31.437
71	15.260	1:45.574	61	29.015	1:35.669	23	40.492	1:35.262	22	46.152	1:30.508	22	50.830	1:29.780
61	18.003	1:48.317	23	30.082	1:35.609	22	40.504	1:31.921	23	50.256	1:34.624	61	1:01.554	1:35.391
23	19.130	1:49.444	88	30.863	1:35.765	61	41.151	1:36.988	61	51.265	1:34.974	88	1:02.311	1:35.361
47	19.392	1:49.706	47	32.552	1:37.817	88	42.244	1:36.233	88	52.052	1:34.668	23	1:02.334	1:37.180
88	19.755	1:50.069	60	33.357	1:37.181	60	48.912	1:40.407	60	1:00.977	1:36.925	60	1:13.405	1:37.530
60	20.833	1:51.147	22	33.435	1:49.192									

Weather / Track : Cloudy / Dry

Snetterton
Circuit Length = 1.9520 miles
Start: 14:45 End: 15:07

MGCC Peter Best Insurance Challenge

RACE 4 - LAP CHART

Lap 6			Lap 7			Lap 8			Lap 9			Lap 10		
No	Behind	Laptime	No	Behind	Laptime	No	Behind	Laptime	No	Behind	Laptime	No	Behind	Laptime
66		1:25.165	66		1:24.436	66		1:25.555	66		1:25.015	66		1:24.786
55	7.271	1:26.060	60	1 LAP	1:37.308	4	7.496	1:24.623	61	1 LAP	1:35.394	4	7.625	1:25.103
4	7.449	1:26.362	4	8.428	1:25.415	55	8.952	1:25.090	4	7.308	1:24.827	55	9.835	1:25.702
7	8.515	1:26.559	55	9.417	1:26.582	7	10.334	1:26.236	88	1 LAP	1:35.256	7	12.371	1:26.552
43	8.580	1:25.079	7	9.653	1:25.574	30	11.159	1:25.871	23	1 LAP	1:36.088	30	12.962	1:26.156
30	9.681	1:25.351	30	10.843	1:25.598	43	12.340	1:25.866	55	8.919	1:24.982	43	13.977	1:26.576
77	18.966	1:26.707	43	12.029	1:27.885	60	1 LAP	1:39.620	51	1 LAP	2:04.331	61	1 LAP	1:34.930
33	19.764	1:28.046	77	21.110	1:26.580	77	21.799	1:26.244	7	10.605	1:25.286	88	1 LAP	1:35.530
29	20.296	1:26.158	33	21.915	1:26.587	29	22.506	1:25.708	30	11.592	1:25.448	23	1 LAP	1:34.672
35	20.387	1:27.347	29	22.353	1:26.493	33	23.116	1:26.756	43	12.187	1:24.862	77	26.123	1:27.326
20	24.061	1:27.519	35	22.944	1:26.993	35	23.657	1:26.268	77	23.583	1:26.799	29	26.621	1:27.370
53	29.296	1:29.091	20	27.334	1:27.709	20	29.540	1:27.761	29	24.037	1:26.546	33	27.590	1:26.855
63	34.169	1:29.742	53	33.786	1:28.926	53	37.828	1:29.597	33	25.521	1:27.420	35	29.141	1:27.774
18	34.896	1:29.016	63	37.991	1:28.258	63	40.646	1:28.210	35	26.153	1:27.511	51	1 LAP	1:43.999
15	35.233	1:29.035	18	39.181	1:28.721	18	42.439	1:28.813	60	1 LAP	1:40.288	20	35.950	1:28.696
76	36.356	1:28.902	15	39.468	1:28.671	15	42.959	1:29.046	20	32.040	1:27.515	60	1 LAP	1:37.577
38	44.155	1:30.136	76	42.532	1:30.612	76	48.538	1:31.561	53	42.337	1:29.524	53	46.573	1:29.022
40	49.191	1:32.834	38	50.018	1:30.299	38	55.209	1:30.746	63	43.825	1:28.194	63	47.129	1:28.090
51	50.659	1:30.872	51	56.807	1:30.584	71	1:04.117	1:32.294	18	46.494	1:29.070	18	51.225	1:29.517
71	51.235	1:30.759	40	57.169	1:32.414	22	1:04.960	1:29.443	15	46.882	1:28.938	15	51.619	1:29.523
22	56.255	1:30.590	71	57.378	1:30.579	40	1:06.359	1:34.745	76	54.902	1:31.379	76	1:01.406	1:31.290
5	57.935	1:35.773	22	1:01.072	1:29.253	5	1:14.006	1:33.488	38	1:00.472	1:30.278	38	1:05.971	1:30.285
61	1:11.832	1:35.443	5	1:06.073	1:32.574				22	1:09.479	1:29.534	22	1:14.693	1:30.000
88	1:12.420	1:35.274	61	1:22.108	1:34.712				71	1:10.583	1:31.481	71	1:17.306	1:31.509
23	1:12.995	1:35.826	88	1:22.806	1:34.822				40	1:13.420	1:32.076	40	1:21.022	1:32.388
			23	1:23.264	1:34.705				5	1:21.305	1:32.314			

Weather / Track : Cloudy / Dry

Snetterton
 Circuit Length = 1.9520 miles
 Start: 14:45 End: 15:07

MGCC Peter Best Insurance Challenge

RACE 4 - LAP CHART

Lap 11			Lap 12			Lap 13			Lap 14		
No	Behind	Laptime	No	Behind	Laptime	No	Behind	Laptime	No	Behind	Laptime
66		1:24.823	66		1:24.876	66		1:30.153	4		1:26.181
5	1 LAP	1:33.393	40	1 LAP	1:31.966	4	2.973	1:25.290	55	4.162	1:26.254
4	7.913	1:25.111	4	7.836	1:24.799	71	1 LAP	1:33.787	7	6.307	1:25.831
55	10.139	1:25.127	55	11.168	1:25.905	40	1 LAP	1:33.332	30	8.296	1:26.093
7	13.109	1:25.561	5	1 LAP	1:33.596	55	7.062	1:26.047	71	1 LAP	1:34.290
30	14.356	1:26.217	7	14.058	1:25.825	7	9.630	1:25.725	40	1 LAP	1:34.031
43	14.762	1:25.608	30	15.193	1:25.713	30	11.357	1:26.317	5	1 LAP	1:33.227
61	1 LAP	1:34.053	43	15.831	1:25.945	43	12.749	1:27.071	77	21.766	1:26.470
88	1 LAP	1:33.347	77	28.381	1:25.887	5	1 LAP	1:32.975	29	25.661	1:27.094
77	27.370	1:26.070	29	31.344	1:28.479	77	24.450	1:26.222	35	36.446	1:29.091
29	27.741	1:25.943	35	37.249	1:29.361	29	27.721	1:26.530	20	39.149	1:27.322
35	32.764	1:28.446	88	1 LAP	1:36.883	35	36.509	1:29.413	43	44.191	2:00.596
20	39.766	1:28.639	61	1 LAP	1:41.363	20	40.981	1:28.078	33	49.353	1:28.484
51	1 LAP	1:38.848	20	43.056	1:28.166	88	1 LAP	1:35.064	88	1 LAP	1:34.833
33	48.862	1:46.095	51	1 LAP	1:33.338	61	1 LAP	1:36.787	61	1 LAP	1:34.408
63	53.694	1:31.388	33	52.445	1:28.459	33	50.023	1:27.731	63	56.036	1:29.408
53	54.439	1:32.689	63	56.760	1:27.942	51	1 LAP	1:33.184	53	56.390	1:28.352
18	55.647	1:29.245	53	58.585	1:29.022	63	55.782	1:29.175	18	59.316	1:29.925
15	56.238	1:29.442	18	1:00.021	1:29.250	53	57.192	1:28.760	15	59.896	1:30.201
60	1 LAP	1:39.977	15	1:00.424	1:29.062	18	58.545	1:28.677	51	1 LAP	1:34.881
76	1:08.576	1:31.993	60	1 LAP	1:36.222	15	58.849	1:28.578	76	1:17.794	1:30.666
38	1:11.721	1:30.573	76	1:15.147	1:31.447	76	1:16.282	1:31.288	38	1:18.683	1:30.594
22	1:19.920	1:30.050	38	1:16.500	1:29.655	60	1 LAP	1:37.194	60	1 LAP	1:36.696
71	1:24.446	1:31.963	22	1:24.654	1:29.610	38	1:17.243	1:30.896	22	1:24.830	1:30.211
						22	1:23.773	1:29.272			

Weather / Track : Cloudy / Dry

Snetterton
 Circuit Length = 1.9520 miles
 Start: 14:45 End: 15:07

MGCC Peter Best Insurance Challenge

RACE 10 - CLASSIFICATION

POS	NO	CL	NAME	ENTRY	LAPS	TIME	GAP	DIFF	MPH	BEST	ON
1	66	C	Simon CRIPPS	MGB GT V8	13	21:26.893			70.98	1:35.375	13
2	43	C	Simon HUTCHINSON	MG Midget	13	21:37.468	10.575	10.575	70.40	1:36.322	12
3	63	F	Sam SMITH	MG F	13	21:45.310	18.417	7.842	69.98	1:36.404	12
4	55	C	Rob SPENCER	MG BGT V8	13	21:51.036	24.143	5.726	69.67	1:36.667	13
5	20	C	Ewart KITSON	MG ZS	13	21:51.886	24.993	0.850	69.63	1:36.889	13
6	29	B	Shane TERRY	MGB GT V8	13	21:52.574	25.681	0.688	69.59	1:36.879	13
7	53	B	Kevin SWAN	MGB Roadster	13	21:58.255	31.362	5.681	69.29	1:38.272	12
8	35	B	Max CAWTHORN	MGB Roadster	13	21:58.504	31.611	0.249	69.28	1:38.495	11
9	4	C	Ollie NEAVES	MG B Roadster	13	22:10.743	43.850	12.239	68.64	1:40.090	8
10	33	B	Peter ANDREWS	MG B Roadster	13	22:17.418	50.525	6.675	68.30	1:38.767	12
11	18	A	Simon TINKLER	MG BGT	13	22:27.825	1:00.932	10.407	67.77	1:40.375	6
12	15	A	James WALPOLE	MG B Roadster	13	22:43.460	1:16.567	15.635	67.00	1:40.925	13
13	76	F	Paul RIGG	MG F VVC	13	22:44.107	1:17.214	0.647	66.96	1:41.174	13
14	51	F	Kevin STIBBARDS	MG F	13	22:44.932	1:18.039	0.825	66.92	1:41.787	13
15	71	F	John BINCZYK	MG F	13	22:45.179	1:18.286	0.247	66.91	1:41.090	9
16	7	C	Blaine NEAVES	MG B Roadster	13	22:46.330	1:19.437	1.151	66.85	1:41.072	10
17	30	C	Terry HOLMES	MGB GT V8	13	22:47.641	1:20.748	1.311	66.79	1:40.924	13
18	40	A	Clive JONES	MG BGT	13	22:52.609	1:25.716	4.968	66.55	1:42.342	13
19	5	A	John WREGHITT	MG B Roadster	12	21:34.490	1 lap	1 lap	65.14	1:44.386	8
20	38	A	James DARBY	MG BGT	12	21:40.938	1 lap		64.81	1:43.870	8
21	23	A	Frank THOMSON	MGB Roadster	12	21:46.296	1 lap		64.55	1:45.448	10
22	47	T	Jeff MARSDEN	MG TC	12	21:47.386	1 lap	1.090	64.49	1:45.510	10
23	60	A	Michael PIGGOTT	MGB GT	12	22:20.355	1 lap	32.969	62.91	1:47.541	10
24	77	C	Barry HOLMES	MGB	12	22:49.393	1 lap	29.038	61.57	1:40.582	12
25	61	B	Brian RATCLIFF	MG BGT V8	12	23:02.911	1 lap	13.518	60.97	1:47.716	4

NOT CLASSIFIED

DNF	22	B	Pat FENN	MG BGT V8	7	12:26.718	6 laps	5 laps	65.87	1:43.223	7
-----	----	---	----------	-----------	---	-----------	--------	--------	-------	----------	---

FASTEST LAP

66	C	Simon CRIPPS	MGB GT V8	13	1:35.375	73.67 mph	118.57 kph
63	F	Sam SMITH	MG F	12	1:36.404	72.89 mph	117.30 kph
29	B	Shane TERRY	MGB GT V8	13	1:36.879	72.53 mph	116.73 kph
18	A	Simon TINKLER	MG BGT	6	1:40.375	70.00 mph	112.66 kph
47	T	Jeff MARSDEN	MG TC	10	1:45.510	66.60 mph	107.18 kph

Weather / Track : Cloudy / Damp

These results are provisional until the conclusion of any judicial and technical matters.

Snetterton

Circuit Length = 1.9520 miles

Start: 09:06 End: 09:29

Clerk of Course :	Timekeeper :
-------------------	--------------

MGCC Peter Best Insurance Challenge

RACE 10 - LAP CHART

Lap 1			Lap 2			Lap 3			Lap 4			Lap 5		
No	Behind	Laptime	No	Behind	Laptime	No	Behind	Laptime	No	Behind	Laptime	No	Behind	Laptime
4		1:48.025	66		1:42.236	66		1:39.095	66		1:38.398	66		1:38.850
66	0.516	1:48.541	4	0.935	1:43.687	4	3.782	1:41.942	4	6.640	1:41.256	43	7.604	1:38.797
55	2.895	1:50.920	55	2.335	1:42.192	55	5.781	1:42.541	43	7.657	1:40.108	55	10.605	1:40.706
20	3.747	1:51.772	43	3.295	1:42.011	43	5.947	1:41.747	55	8.749	1:41.366	20	11.426	1:40.606
43	4.036	1:52.061	20	3.951	1:42.956	20	6.294	1:41.438	20	9.670	1:41.774	63	15.898	1:39.591
7	6.322	1:54.347	29	6.797	1:42.214	29	10.559	1:42.857	29	14.061	1:41.900	29	16.544	1:41.333
29	7.335	1:55.360	7	8.743	1:45.173	35	12.384	1:41.600	35	14.985	1:40.999	35	17.220	1:41.085
35	7.683	1:55.708	53	9.646	1:43.808	53	13.005	1:42.454	63	15.157	1:39.863	53	17.558	1:40.905
53	8.590	1:56.615	35	9.879	1:44.948	63	13.692	1:42.628	53	15.503	1:40.896	4	19.547	1:51.757
63	10.371	1:58.396	63	10.159	1:42.540	7	14.163	1:44.515	7	21.800	1:46.035	18	27.273	1:43.447
22	11.362	1:59.387	18	12.176	1:43.347	18	16.018	1:42.937	18	22.676	1:45.056	33	27.906	1:42.117
40	11.580	1:59.605	40	12.948	1:44.120	40	17.660	1:43.807	40	23.512	1:44.250	51	29.473	1:44.278
18	11.581	1:59.606	22	14.067	1:45.457	51	19.862	1:43.434	51	24.045	1:42.581	40	30.929	1:46.267
33	11.772	1:59.797	51	15.523	1:45.167	22	20.618	1:45.646	33	24.639	1:41.336	22	32.815	1:45.423
76	12.825	2:00.850	76	16.028	1:45.955	33	21.701	1:43.460	22	26.242	1:44.022	15	34.221	1:45.055
38	12.828	2:00.853	33	17.336	1:48.316	76	21.959	1:45.026	15	28.016	1:43.617	7	34.471	1:51.521
51	13.108	2:01.133	15	17.574	1:46.268	15	22.797	1:44.318	76	28.471	1:44.910	76	34.918	1:45.297
15	14.058	2:02.083	71	18.070	1:46.210	71	23.456	1:44.481	71	28.775	1:43.717	71	36.017	1:46.092
71	14.612	2:02.637	38	19.780	1:49.704	38	28.648	1:47.963	30	39.474	1:45.811	30	44.705	1:44.081
77	16.642	2:04.667	77	20.770	1:46.880	30	32.061	1:46.829	5	43.074	1:47.129	5	51.121	1:46.897
30	18.991	2:07.016	30	24.327	1:48.088	5	34.343	1:48.660	23	44.208	1:47.346	23	52.027	1:46.669
5	19.061	2:07.086	5	24.778	1:48.469	23	35.260	1:47.555	47	45.169	1:47.672	47	52.851	1:46.532
23	19.452	2:07.477	23	26.800	1:50.100	47	35.895	1:46.788	61	46.939	1:47.716	38	53.810	1:44.696
61	20.744	2:08.769	47	28.202	1:48.699	61	37.621	1:47.874	38	47.964	1:57.714	77	57.186	1:45.116
47	22.255	2:10.280	61	28.842	1:50.850	60	40.761	1:49.622	77	50.920	1:46.207	60	1:03.167	1:50.378
60	23.530	2:11.555	60	30.234	1:49.456	77	43.111	2:01.436	60	51.639	1:49.276	61	1:19.156	2:11.067

Weather / Track : Cloudy / Damp

Snetterton
Circuit Length = 1.9520 miles
Start: 09:06 End: 09:29

MGCC Peter Best Insurance Challenge

RACE 10 - LAP CHART

Lap 6			Lap 7			Lap 8			Lap 9			Lap 10		
No	Behind	Laptime	No	Behind	Laptime	No	Behind	Laptime	No	Behind	Laptime	No	Behind	Laptime
66		1:37.552	66		1:38.653	66		1:38.340	66		1:37.476	66		1:37.200
43	8.156	1:38.104	43	7.499	1:37.996	43	5.934	1:36.775	43	4.891	1:36.433	43	4.976	1:37.285
55	13.607	1:40.554	61	1 LAP	2:08.317	55	15.947	1:39.330	63	16.802	1:37.155	60	1 LAP	1:50.191
20	14.107	1:40.233	55	14.957	1:40.003	63	17.123	1:38.821	55	17.353	1:38.882	63	16.202	1:36.600
63	16.475	1:38.129	20	16.364	1:40.910	20	17.353	1:39.329	20	18.437	1:38.560	55	20.819	1:40.666
29	18.182	1:39.190	63	16.642	1:38.820	29	20.560	1:40.580	29	21.907	1:38.823	20	21.511	1:40.274
35	19.021	1:39.353	29	18.320	1:38.791	35	21.277	1:39.982	35	22.729	1:38.928	29	23.460	1:38.753
53	19.479	1:39.473	35	19.635	1:39.267	53	22.076	1:40.301	53	23.787	1:39.187	35	24.825	1:39.296
4	22.517	1:40.522	53	20.115	1:39.289	4	25.774	1:40.090	4	28.526	1:40.228	53	26.060	1:39.473
18	30.096	1:40.375	4	24.024	1:40.160	61	1 LAP	1:53.651	33	36.931	1:40.519	4	31.502	1:40.176
33	30.114	1:39.760	33	32.158	1:40.697	33	33.888	1:40.070	61	1 LAP	1:51.757	33	42.446	1:42.715
51	36.496	1:44.575	18	33.512	1:42.069	18	36.755	1:41.583	18	41.386	1:42.107	18	46.747	1:42.561
22	38.823	1:43.560	51	41.958	1:44.115	51	48.737	1:45.119	51	54.206	1:42.945	61	1 LAP	1:51.076
40	39.941	1:46.564	22	43.393	1:43.223	15	50.062	1:42.957	15	55.661	1:43.075	77	1 LAP	2:58.755
15	40.677	1:44.008	15	45.445	1:43.421	76	51.465	1:43.117	76	56.104	1:42.115	51	59.191	1:42.185
7	41.441	1:44.522	40	45.971	1:44.683	40	52.667	1:45.036	71	56.786	1:41.090	15	1:00.210	1:41.749
76	41.898	1:44.532	76	46.688	1:43.443	71	53.172	1:43.558	40	58.339	1:43.148	76	1:00.755	1:41.851
71	42.769	1:44.304	71	47.954	1:43.838	7	55.651	1:44.465	7	1:00.859	1:42.684	71	1:01.267	1:41.681
30	50.022	1:42.869	7	49.526	1:46.738	30	56.519	1:41.424	30	1:01.170	1:42.127	40	1:03.718	1:42.579
5	59.561	1:45.992	30	53.435	1:42.066	38	1:11.895	1:43.870	38	1:18.472	1:44.053	7	1:04.731	1:41.072
38	1:00.460	1:44.202	5	1:05.946	1:45.038	5	1:11.992	1:44.386	5	1:19.597	1:45.081	30	1:05.647	1:41.677
23	1:02.045	1:47.570	38	1:06.365	1:44.558	77	1:12.289	1:42.030	23	1:27.159	1:46.120	5	1:27.173	1:44.776
47	1:02.602	1:47.303	77	1:08.599	1:42.707	23	1:18.515	1:45.919	47	1:27.262	1:45.587	38	1:34.595	1:53.323
77	1:04.545	1:44.911	23	1:10.936	1:47.544	47	1:19.151	1:45.801				23	1:35.407	1:45.448
60	1:13.852	1:48.237	47	1:11.690	1:47.741	60	1:32.823	1:47.982				47	1:35.572	1:45.510
			60	1:23.181	1:47.982									

Weather / Track : Cloudy / Damp

Snetterton
 Circuit Length = 1.9520 miles
 Start: 09:06 End: 09:29

MGCC Peter Best Insurance Challenge
RACE 10 - LAP CHART

Lap 11			Lap 12			Lap 13		
No	Behind	Laptime	No	Behind	Laptime	No	Behind	Laptime
66		1:36.502	66		1:38.675	66		1:35.375
43	4.993	1:36.519	43	2.640	1:36.322	5	1 LAP	1:45.593
63	16.912	1:37.212	38	1 LAP	1:45.567	43	10.575	1:43.310
60	1 LAP	1:47.541	23	1 LAP	1:46.747	38	1 LAP	1:44.435
20	22.825	1:37.816	47	1 LAP	1:48.463	63	18.417	1:39.151
55	23.359	1:39.042	63	14.641	1:36.404	23	1 LAP	1:47.801
29	24.455	1:37.497	55	22.851	1:38.167	47	1 LAP	1:47.010
35	26.818	1:38.495	20	23.479	1:39.329	55	24.143	1:36.667
53	28.630	1:39.072	29	24.177	1:38.397	20	24.993	1:36.889
4	35.421	1:40.421	35	27.289	1:39.146	29	25.681	1:36.879
33	46.078	1:40.134	53	28.227	1:38.272	53	31.362	1:38.510
18	51.329	1:41.084	4	37.068	1:40.322	35	31.611	1:39.697
15	1:06.656	1:42.948	60	1 LAP	2:00.050	4	43.850	1:42.157
51	1:06.786	1:44.097	33	46.170	1:38.767	33	50.525	1:39.730
76	1:07.007	1:42.754	18	55.053	1:42.399	60	1 LAP	1:48.085
71	1:07.190	1:42.425	15	1:11.017	1:43.036	18	1:00.932	1:41.254
61	1 LAP	1:50.664	76	1:11.415	1:43.083	15	1:16.567	1:40.925
7	1:10.508	1:42.279	51	1:11.627	1:43.516	76	1:17.214	1:41.174
30	1:11.228	1:42.083	71	1:12.145	1:43.630	51	1:18.039	1:41.787
40	1:11.958	1:44.742	7	1:13.658	1:41.825	71	1:18.286	1:41.516
77	1 LAP	1:52.536	30	1:15.199	1:42.646	7	1:19.437	1:41.154
5	1:36.054	1:45.383	77	1 LAP	1:43.566	30	1:20.748	1:40.924
			40	1:18.749	1:45.466	77	1 LAP	1:40.582
			61	1 LAP	1:51.829	40	1:25.716	1:42.342
						61	1 LAP	1:49.341

Weather / Track : Cloudy / Damp

Snetterton
 Circuit Length = 1.9520 miles
 Start: 09:06 End: 09:29

Equipe GTS

QUALIFYING - RACE 5 & 11 - CLASSIFICATION

POS	NO	CL	NAME	ENTRY	TIME	ON	LAPS	GAP	DIFF	MPH
1	157	4	Mark ELLIS	MG A	1:27.731	8	8			80.09
2	6	5	John ANDON	Triumph TR4	1:27.922	7	10	0.191	0.191	79.92
3	84	4	Mike HARRIS	MG B	1:28.258	9	9	0.527	0.336	79.62
4	77	5	Pete FOSTER	Triumph TR4	1:28.449	9	10	0.718	0.191	79.44
5	35	4	John YEA	MGB Roadster	1:28.844	10	10	1.113	0.395	79.09
6	32	4	David ALSTON	MG B	1:30.276	10	10	2.545	1.432	77.84
7	25	4	Tim PATCHETT	MG B	1:30.597	8	9	2.866	0.321	77.56
8	135	4	Alasdair BRUCE	MG B	1:30.720	9	10	2.989	0.123	77.45
9	51	4	John PEARSON		1:31.350	7	9	3.619	0.630	76.92
10	63	4	Graham J BATES	MG B	1:31.694	7	10	3.963	0.344	76.63
11	62	4	Paul FREEMAN	MG B	1:32.038	7	9	4.307	0.344	76.35
12	52	2	Colin ELSTROP	Triumph Spitfire	1:32.236	8	8	4.505	0.198	76.18
13	41	4	Mark WAY	MG B	1:32.823	4	9	5.092	0.587	75.70
14	64	4	Helen ELSTROP	TVR Grantura	1:33.099	7	9	5.368	0.276	75.47
15	11	4	Tony Wilson SPRATT	WSM MGB	1:33.417	5	9	5.686	0.318	75.22
16	16	4	Simon WOOD	MGB	1:34.361	9	9	6.630	0.944	74.47
17	53	4	Roy CHAMBERLAIN	Triumph TR3	1:34.497	7	10	6.766	0.136	74.36
18	54	4	Peter BOLDEPERSON	MG B	1:34.682	6	9	6.951	0.185	74.21
19	81	4	John HATTON	MG B	1:35.094	9	9	7.363	0.412	73.89
20	95	4	Suzanne SEARS	MG B	1:35.618	9	9	7.887	0.524	73.49
21	57	4	Stephen BOLDEPERSON	MG B	1:36.474	6	9	8.743	0.856	72.83
22	34	4	Mark SHEARS	Morgan Plus 4	1:37.062	4	9	9.331	0.588	72.39
23	28	2	Clive COCKS	WSM Sprite	1:38.447	7	9	10.716	1.385	71.37
24	125	2	Stuart DOWNWARD	Lancia Fulvia	1:42.911	8	9	15.180	4.464	68.28

Cars 52, 64 & 84 - Please fit timing transponder

Weather / Track : Bright / Dry

These results are provisional until the conclusion of any judicial and technical matters.

Snetterton

Circuit Length = 1.9520 miles

Start: 10:33 End: 10:51

Clerk of Course :

Timekeeper :

Equipe GTS

QUALIFYING - RACE 5 & 11 - LAP ANALYSIS

6	John ANDON		5 Triumph TR4				
1 -	1:38.864	+ 10.942	10:35:21.528	6 -	1:27.962	+ 0.040	10:42:48.477
2 -	1:30.069	+ 2.147	10:36:51.597	7 -	1:27.922		10:44:16.399
3 -	1:30.446	+ 2.524	10:38:22.043	8 -	1:29.181	+ 1.259	10:45:45.580
4 -	1:29.535	+ 1.613	10:39:51.578	9 -	1:30.927	+ 3.005	10:47:16.507
5 -	1:28.937	+ 1.015	10:41:20.515	10 -	1:28.873	+ 0.951	10:48:45.380
11	Tony Wilson SPRATT		4 WSM MGB				
1 -	1:52.018	+ 18.601	10:36:07.635	6 -	1:33.635	+ 0.218	10:44:08.436
2 -	1:42.743	+ 9.326	10:37:50.378	7 -	1:34.558	+ 1.141	10:45:42.994
3 -	1:36.831	+ 3.414	10:39:27.209	8 -	1:36.549	+ 3.132	10:47:19.543
4 -	1:34.175	+ 0.758	10:41:01.384	9 -	1:33.740	+ 0.323	10:48:53.283
5 -	1:33.417		10:42:34.801				
16	Simon WOOD		4 MGB				
1 -	1:44.678	+ 10.317	10:35:30.720	6 -	1:38.310	+ 3.949	10:44:15.405
2 -	1:37.815	+ 3.454	10:37:08.535	7 -	1:36.276	+ 1.915	10:45:51.681
3 -	1:55.992	+ 21.631	10:39:04.527	8 -	1:34.583	+ 0.222	10:47:26.264
4 -	1:50.501	+ 16.140	10:40:55.028	9 -	1:34.361		10:49:00.625
5 -	1:42.067	+ 7.706	10:42:37.095				
25	Tim PATCHETT		4 MG B				
1 -	1:46.411	+ 15.814	10:35:57.634	6 -	1:33.907	+ 3.310	10:43:51.883
2 -	1:37.740	+ 7.143	10:37:35.374	7 -	1:31.251	+ 0.654	10:45:23.134
3 -	1:38.048	+ 7.451	10:39:13.422	8 -	1:30.597		10:46:53.731
4 -	1:32.400	+ 1.803	10:40:45.822	9 -	1:33.080	+ 2.483	10:48:26.811
5 -	1:32.154	+ 1.557	10:42:17.976				
28	Clive COCKS		2 WSM Sprite				
1 -	1:56.404	+ 17.957	10:36:00.885	6 -	1:41.042	+ 2.595	10:44:29.901
2 -	1:46.634	+ 8.187	10:37:47.519	7 -	1:38.447		10:46:08.348
3 -	1:42.069	+ 3.622	10:39:29.588	8 -	1:39.342	+ 0.895	10:47:47.690
4 -	1:40.253	+ 1.806	10:41:09.841	9 -	1:41.849	+ 3.402	10:49:29.539
5 -	1:39.018	+ 0.571	10:42:48.859				
32	David ALSTON		4 MG B				
1 -	1:42.532	+ 12.256	10:35:18.570	6 -	1:30.996	+ 0.720	10:42:56.327
2 -	1:32.265	+ 1.989	10:36:50.835	7 -	1:33.709	+ 3.433	10:44:30.036
3 -	1:32.656	+ 2.380	10:38:23.491	8 -	1:32.827	+ 2.551	10:46:02.863
4 -	1:30.667	+ 0.391	10:39:54.158	9 -	1:30.722	+ 0.446	10:47:33.585
5 -	1:31.173	+ 0.897	10:41:25.331	10 -	1:30.276		10:49:03.861
34	Mark SHEARS		4 Morgan Plus 4				
1 -	1:52.358	+ 15.296	10:36:15.690	6 -	1:37.867	+ 0.805	10:44:33.963
2 -	1:43.436	+ 6.374	10:37:59.126	7 -	1:38.166	+ 1.104	10:46:12.129
3 -	1:39.774	+ 2.712	10:39:38.900	8 -	1:37.864	+ 0.802	10:47:49.993
4 -	1:37.062		10:41:15.962	9 -	1:37.973	+ 0.911	10:49:27.966
5 -	1:40.134	+ 3.072	10:42:56.096				
35	John YEA		4 MGB Roadster				
1 -	1:44.985	+ 16.141	10:35:29.923	6 -	1:29.871	+ 1.027	10:43:07.277
2 -	1:33.466	+ 4.622	10:37:03.389	7 -	1:30.981	+ 2.137	10:44:38.258
3 -	1:32.126	+ 3.282	10:38:35.515	8 -	1:30.341	+ 1.497	10:46:08.599
4 -	1:31.062	+ 2.218	10:40:06.577	9 -	1:29.196	+ 0.352	10:47:37.795
5 -	1:30.829	+ 1.985	10:41:37.406	10 -	1:28.844		10:49:06.639
41	Mark WAY		4 MG B				
1 -	1:49.181	+ 16.358	10:36:27.961	6 -	1:36.046	+ 3.223	10:44:21.297
2 -	1:36.689	+ 3.866	10:38:04.650	7 -	1:33.660	+ 0.837	10:45:54.957
3 -	1:33.881	+ 1.058	10:39:38.531	8 -	1:34.139	+ 1.316	10:47:29.096
4 -	1:32.823		10:41:11.354	9 -	1:34.233	+ 1.410	10:49:03.329

Weather / Track : Bright / Dry

Snetterton
Circuit Length = 1.9520 miles
Start: 10:33 End: 10:51

Equipe GTS

QUALIFYING - RACE 5 & 11 - LAP ANALYSIS

5 -	1:33.897	+ 1.074	10:42:45.251			
51	John PEARSON		4			
1 -	1:52.305	+ 20.955	10:35:53.905	6 -	1:31.735	+ 0.385
2 -	1:36.836	+ 5.486	10:37:30.741	7 -	1:31.350	
3 -	1:33.681	+ 2.331	10:39:04.422	8 -	1:32.971	+ 1.621
4 -	1:53.803	+ 22.453	10:40:58.225	9 -	1:32.419	+ 1.069
5 -	1:34.508	+ 3.158	10:42:32.733			10:44:04.468
						10:45:35.818
						10:47:08.789
						10:48:41.208
52	Colin ELSTROP		2 Triumph Spitfire			
1 -	1:38.920	+ 6.684	10:37:19.278	5 -	2:08.951	+ 36.715
2 -	1:38.683	+ 6.447	10:38:57.961	6 -	1:33.439	+ 1.203
3 -	1:41.216	+ 8.980	10:40:39.177	7 -	1:33.534	+ 1.298
4 -	1:33.994	+ 1.758	10:42:13.171	8 -	1:32.236	
						10:44:22.122
						10:45:55.561
						10:47:29.095
						10:49:01.331
53	Roy CHAMBERLAIN		4 Triumph TR3			
1 -	2:02.041	+ 27.544	10:35:39.989	6 -	1:34.580	+ 0.083
2 -	1:38.422	+ 3.925	10:37:18.411	7 -	1:34.497	
3 -	1:37.647	+ 3.150	10:38:56.058	8 -	1:34.575	+ 0.078
4 -	1:35.340	+ 0.843	10:40:31.398	9 -	1:34.877	+ 0.380
5 -	1:35.859	+ 1.362	10:42:07.257	10 -	1:35.459	+ 0.962
						10:43:41.837
						10:45:16.334
						10:46:50.909
						10:48:25.786
						10:50:01.245
54	Peter BOLDERSON		4 MG B			
1 -	1:48.369	+ 13.687	10:35:55.879	6 -	1:34.682	
2 -	1:37.841	+ 3.159	10:37:33.720	7 -	1:36.524	+ 1.842
3 -	1:36.367	+ 1.685	10:39:10.087	8 -	1:38.083	+ 3.401
4 -	1:35.147	+ 0.465	10:40:45.234	9 -	1:37.039	+ 2.357
5 -	1:35.544	+ 0.862	10:42:20.778			10:43:55.460
						10:45:31.984
						10:47:10.067
						10:48:47.106
57	Stephen BOLDERSON		4 MG B			
1 -	1:51.935	+ 15.461	10:35:49.856	6 -	1:36.474	
2 -	1:41.091	+ 4.617	10:37:30.947	7 -	1:37.844	+ 1.370
3 -	1:39.026	+ 2.552	10:39:09.973	8 -	2:15.375	+ 38.901
4 -	1:40.360	+ 3.886	10:40:50.333	9 -	1:37.484	+ 1.010
5 -	1:40.421	+ 3.947	10:42:30.754			10:44:07.228
						10:45:45.072
						10:48:00.447
						10:49:37.931
62	Paul FREEMAN		4 MG B			
1 -	1:48.263	+ 16.225	10:36:01.776	6 -	1:32.860	+ 0.822
2 -	1:42.998	+ 10.960	10:37:44.774	7 -	1:32.038	
3 -	1:35.131	+ 3.093	10:39:19.905	8 -	1:35.539	+ 3.501
4 -	1:37.665	+ 5.627	10:40:57.570	9 -	1:34.769	+ 2.731
5 -	1:32.998	+ 0.960	10:42:30.568			10:44:03.428
						10:45:35.466
						10:47:11.005
						10:48:45.774
63	Graham J BATES		4 MG B			
1 -	1:47.494	+ 15.800	10:35:56.829	6 -	1:33.902	+ 2.208
2 -	1:37.865	+ 6.171	10:37:34.694	7 -	1:31.694	
3 -	1:35.909	+ 4.215	10:39:10.603	8 -	1:32.087	+ 0.393
4 -	1:34.828	+ 3.134	10:40:45.431	9 -	1:32.354	+ 0.660
5 -	1:34.061	+ 2.367	10:42:19.492	10 -	1:34.324	+ 2.630
						10:43:53.394
						10:45:25.088
						10:46:57.175
						10:48:29.529
						10:50:03.853
64	Helen ELSTROP		4 TVR Grantura			
1 -	1:36.575	+ 3.476	10:37:10.814	6 -	1:33.257	+ 0.158
2 -	1:36.109	+ 3.010	10:38:46.923	7 -	1:33.099	
3 -	1:34.089	+ 0.990	10:40:21.012	8 -	1:35.074	+ 1.975
4 -	1:34.172	+ 1.073	10:41:55.184	9 -	1:35.310	+ 2.211
5 -	1:34.245	+ 1.146	10:43:29.429			10:45:02.686
						10:46:35.785
						10:48:10.859
						10:49:46.169
77	Pete FOSTER		5 Triumph TR4			
1 -	1:45.202	+ 16.753	10:35:26.813	6 -	1:29.264	+ 0.815
2 -	1:34.838	+ 6.389	10:37:01.651	7 -	1:28.638	+ 0.189
3 -	1:39.661	+ 11.212	10:38:41.312	8 -	1:29.197	+ 0.748
4 -	1:30.405	+ 1.956	10:40:11.717	9 -	1:28.449	
						10:43:10.412
						10:44:39.050
						10:46:08.247
						10:47:36.696

Weather / Track : Bright / Dry

Snetterton
Circuit Length = 1.9520 miles
Start: 10:33 End: 10:51

Equipe GTS

QUALIFYING - RACE 5 & 11 - LAP ANALYSIS

5 -	1:29.431	+ 0.982	10:41:41.148	10 -	1:28.455	+ 0.006	10:49:05.151
81	John HATTON			4	MG B		
1 -	1:58.279	+ 23.185	10:36:18.745	6 -	1:35.753	+ 0.659	10:44:27.300
2 -	1:40.535	+ 5.441	10:37:59.280	7 -	1:36.953	+ 1.859	10:46:04.253
3 -	1:37.792	+ 2.698	10:39:37.072	8 -	1:37.898	+ 2.804	10:47:42.151
4 -	1:37.274	+ 2.180	10:41:14.346	9 -	1:35.094		10:49:17.245
5 -	1:37.201	+ 2.107	10:42:51.547				
84	Mike HARRIS			4	MG B		
1 -	1:30.941	+ 2.683	10:36:48.113	6 -	1:30.978	+ 2.720	10:44:19.836
2 -	1:30.456	+ 2.198	10:38:18.569	7 -	1:30.480	+ 2.222	10:45:50.316
3 -	1:29.049	+ 0.791	10:39:47.618	8 -	1:28.834	+ 0.576	10:47:19.150
4 -	1:29.359	+ 1.101	10:41:16.977	9 -	1:28.258		10:48:47.408
5 -	1:31.881	+ 3.623	10:42:48.858				
95	Suzanne SEARS			4	MG B		
1 -	1:50.019	+ 14.401	10:35:30.187	6 -	1:39.660	+ 4.042	10:43:53.323
2 -	1:42.821	+ 7.203	10:37:13.008	7 -	1:38.048	+ 2.430	10:45:31.371
3 -	1:42.622	+ 7.004	10:38:55.630	8 -	1:38.290	+ 2.672	10:47:09.661
4 -	1:39.699	+ 4.081	10:40:35.329	9 -	1:35.618		10:48:45.279
5 -	1:38.334	+ 2.716	10:42:13.663				
125	Stuart DOWNWARD			2	Lancia Fulvia		
1 -	1:58.667	+ 15.756	10:35:54.944	6 -	1:44.930	+ 2.019	10:44:50.518
2 -	1:52.848	+ 9.937	10:37:47.792	7 -	1:43.616	+ 0.705	10:46:34.134
3 -	1:46.833	+ 3.922	10:39:34.625	8 -	1:42.911		10:48:17.045
4 -	1:45.455	+ 2.544	10:41:20.080	9 -	1:43.237	+ 0.326	10:50:00.282
5 -	1:45.508	+ 2.597	10:43:05.588				
135	Alasdair BRUCE			4	MG B		
1 -	1:43.527	+ 12.807	10:36:08.293	6 -	1:31.151	+ 0.431	10:43:58.728
2 -	1:38.706	+ 7.986	10:37:46.999	7 -	1:31.563	+ 0.843	10:45:30.291
3 -	1:33.425	+ 2.705	10:39:20.424	8 -	1:31.279	+ 0.559	10:47:01.570
4 -	1:35.450	+ 4.730	10:40:55.874	9 -	1:30.720		10:48:32.290
5 -	1:31.703	+ 0.983	10:42:27.577	10 -	1:31.583	+ 0.863	10:50:03.873
157	Mark ELLIS			4	MG A		
1 -	1:47.553	+ 19.822	10:36:14.939	5 -	1:28.312	+ 0.581	10:42:21.870
2 -	1:34.709	+ 6.978	10:37:49.648	6 -	1:31.161	+ 3.430	10:43:53.031
3 -	1:30.788	+ 3.057	10:39:20.436	7 -	1:28.623	+ 0.892	10:45:21.654
4 -	1:33.122	+ 5.391	10:40:53.558	8 -	1:27.731		10:46:49.385

Weather / Track : Bright / Dry

Snetterton
Circuit Length = 1.9520 miles
Start: 10:33 End: 10:51

Equipe GTS

RACE 5 - GRID

ROW 12	1:38.447 28 Clive COCKS	1:42.911 125 Stuart DOWNWARD
ROW 11	1:36.474 57 Stephen BOLDEPERSON	1:37.062 34 Mark SHEARS
ROW 10	1:35.094 81 John HATTON	1:35.618 95 Suzanne SEARS
ROW 9	1:34.497 53 Roy CHAMBERLAIN	1:34.682 54 Peter BOLDEPERSON
ROW 8	1:33.417 11 Tony Wilson SPRATT	1:34.361 16 Simon WOOD
ROW 7	1:32.823 41 Mark WAY	1:33.099 64 Helen ELSTROP Please fit transponder
ROW 6	1:32.038 62 Paul FREEMAN	1:32.236 52 Colin ELSTROP Please fit transponder
ROW 5	1:31.350 51 John PEARSON	1:31.694 63 Graham J BATES
ROW 4	1:30.597 25 Tim PATCHETT	1:30.720 135 Alasdair BRUCE
ROW 3	1:28.844 35 John YEA	1:30.276 32 David ALSTON
ROW 2	1:28.258 84 Mike HARRIS Please fit transponder	1:28.449 77 Pete FOSTER
ROW 1	1:27.731 157 Mark ELLIS	1:27.922 6 John ANDON
Pole		

Snetterton
Circuit Length = 1.9520 miles

These results are provisional until the conclusion of any judicial and technical matters.

Clerk of Course :	Timekeeper :
-------------------	--------------

Equipe GTS

RACE 5 - CLASSIFICATION

POS	NO	CL	NAME	ENTRY	LAPS	TIME	GAP	DIFF	MPH	BEST	ON
1	6	5	John ANDON	Triumph TR4	21	30:37.590			80.30	1:26.233	18
2	157	4	Mark ELLIS	MG A	21	30:51.169	13.579	13.579	79.71	1:26.328	9
3	77	5	Pete FOSTER	Triumph TR4	21	31:17.140	39.550	25.971	78.61	1:28.045	7
4	84	4	Mike HARRIS	MG B	21	31:19.652	42.062	2.512	78.50	1:28.490	13
5	35	4	John YEA	MGB Roadster	21	31:28.278	50.688	8.626	78.15	1:28.601	10
6	25	4	Tim PATCHETT	MG B	21	31:43.597	1:06.007	15.319	77.52	1:28.674	14
7	63	4	Graham J BATES	MG B	20	30:48.828	1 lap	1 lap	76.01	1:30.122	2
8	51	4	John PEARSON	MG B	20	31:07.065	1 lap	18.237	75.27	1:31.490	8
9	32	4	David ALSTON	MG B	20	31:07.283	1 lap	0.218	75.26	1:31.426	8
10	54	4	Peter BOLDEPERSON	MG B	20	31:16.027	1 lap	8.744	74.91	1:31.625	10
11	53	4	Roy CHAMBERLAIN	Triumph TR3	20	31:43.297	1 lap	27.270	73.84	1:33.198	2
12	81	4	John HATTON	MG B	20	31:57.205	1 lap	13.908	73.30	1:34.057	19
13	34	4	Mark SHEARS	Morgan Plus 4	20	31:57.984	1 lap	0.779	73.27	1:32.803	18
14	95	4	Suzanne SEARS	MG B	20	32:05.906	1 lap	7.922	72.97	1:33.814	11
15	52	2	Colin ELSTROP	Triumph Spitfire	20	32:07.618	1 lap	1.712	72.90	1:32.183	20
16	57	4	Stephen BOLDEPERSON	MG B	20	32:08.438	1 lap	0.820	72.87	1:34.216	6
17	28	2	Clive COCKS	WSM Sprite	19	32:05.159	2 laps	1 lap	69.35	1:38.990	18
18	125	2	Stuart DOWNWARD	Lancia Fulvia	18	31:10.156	3 laps	1 lap	67.63	1:41.728	12

NOT CLASSIFIED

DNF	135	4	Alasdair BRUCE	MG B	17	25:35.354	4 laps	1 lap	77.80	1:28.619	13
DNF	41	4	Mark WAY	MG B	17	27:30.858	4 laps	1:55.504	72.36	1:33.148	2
DNF	62	4	Paul FREEMAN	MG B	13	21:11.880	8 laps	4 laps	71.82	1:31.326	8
DNF	11	4	Tony Wilson SPRATT	WSM MGB	6	9:36.758	15 laps	7 laps	73.10	1:33.019	2
DNF	16	4	Simon WOOD	MGB	4	6:22.869	17 laps	2 laps	73.41	1:31.764	2
DNF	64	4	Helen ELSTROP	TVR Grantura	0						

FASTEST LAP

6	5	John ANDON	Triumph TR4	18	1:26.233	81.48 mph	131.14 kph
157	4	Mark ELLIS	MG A	9	1:26.328	81.40 mph	131.00 kph
52	2	Colin ELSTROP	Triumph Spitfire	20	1:32.183	76.23 mph	122.68 kph

Weather / Track : Cloudy / Dry

These results are provisional until the conclusion of any judicial and technical matters.

Snetterton

Circuit Length = 1.9520 miles

Start: 15:16 End: 15:48

Clerk of Course :

Timekeeper :

Equipe GTS

RACE 5 - LAP CHART

Lap 1			Lap 2			Lap 3			Lap 4			Lap 5		
No	Behind	Laptime	No	Behind	Laptime	No	Behind	Laptime	No	Behind	Laptime	No	Behind	Laptime
6		1:33.948	6		1:27.969	6		1:27.596	6		1:27.039	6		1:27.232
157	1.555	1:35.503	157	1.197	1:27.611	157	0.613	1:27.012	157	1.482	1:27.908	157	1.426	1:27.176
84	2.797	1:36.745	84	3.833	1:29.005	84	5.480	1:29.243	84	7.461	1:29.020	84	9.312	1:29.083
35	4.052	1:38.000	35	6.436	1:30.353	77	8.706	1:29.658	77	10.716	1:29.049	77	11.954	1:28.470
25	4.927	1:38.875	77	6.644	1:29.157	35	9.884	1:31.044	35	12.410	1:29.565	35	14.381	1:29.203
77	5.456	1:39.404	25	7.906	1:30.948	25	10.267	1:29.957	25	13.004	1:29.776	25	14.916	1:29.144
135	6.324	1:40.272	63	9.150	1:30.122	63	12.474	1:30.920	135	16.101	1:30.234	135	18.513	1:29.644
63	6.997	1:40.945	135	9.800	1:31.445	135	12.906	1:30.702	63	17.316	1:31.881	63	21.629	1:31.545
51	8.594	1:42.542	51	13.945	1:33.320	51	19.613	1:33.264	16	26.317	1:32.191	51	32.351	1:32.535
32	9.793	1:43.741	32	14.436	1:32.612	32	20.127	1:33.287	51	27.048	1:34.474	62	33.038	1:32.287
41	10.671	1:44.619	41	15.850	1:33.148	62	20.792	1:31.973	32	27.487	1:34.399	32	33.200	1:32.945
62	11.277	1:45.225	62	16.415	1:33.107	16	21.165	1:31.834	62	27.983	1:34.230	11	37.798	1:33.613
53	11.948	1:45.896	16	16.927	1:31.764	41	23.753	1:35.499	41	30.431	1:33.717	41	38.019	1:34.820
11	12.983	1:46.931	53	17.177	1:33.198	11	24.812	1:34.375	11	31.417	1:33.644	53	39.571	1:34.579
16	13.132	1:47.080	11	18.033	1:33.019	53	25.232	1:35.651	53	32.224	1:34.031	54	39.684	1:34.147
81	13.199	1:47.147	54	19.562	1:33.454	54	25.628	1:33.662	54	32.769	1:34.180	52	40.283	1:34.517
54	14.077	1:48.025	81	20.744	1:35.514	52	27.440	1:33.295	52	32.998	1:32.597	81	44.900	1:36.027
57	14.734	1:48.682	52	21.741	1:34.944	81	28.381	1:35.233	81	36.105	1:34.763	57	46.132	1:36.677
52	14.766	1:48.714	57	22.239	1:35.474	57	29.306	1:34.663	57	36.687	1:34.420	34	51.132	1:36.455
95	15.309	1:49.257	95	24.670	1:37.330	34	33.211	1:35.262	34	41.909	1:35.737	95	53.185	1:36.318
34	16.446	1:50.394	34	25.545	1:37.068	95	34.680	1:37.606	95	44.099	1:36.458	28	1:13.732	1:40.216
28	18.790	1:52.738	28	32.098	1:41.277	28	46.220	1:41.718	28	1:00.748	1:41.567			
125	22.666	1:56.614	125	40.855	1:46.158	125	58.227	1:44.968	125	1:14.348	1:43.160			

Weather / Track : Cloudy / Dry

Snetterton
 Circuit Length = 1.9520 miles
 Start: 15:16 End: 15:48

Equipe GTS

RACE 5 - LAP CHART

Lap 6			Lap 7			Lap 8			Lap 9			Lap 10		
No	Behind	Laptime	No	Behind	Laptime	No	Behind	Laptime	No	Behind	Laptime	No	Behind	Laptime
6		1:28.044	6		1:26.993	6		1:27.014	6		1:26.897	6		1:26.698
157	0.344	1:26.962	157	0.292	1:26.941	157	1.325	1:28.047	157	0.756	1:26.328	157	0.641	1:26.583
125	1 LAP	1:42.351	84	13.102	1:29.746	28	1 LAP	1:41.204	77	17.422	1:28.770	95	1 LAP	1:35.225
84	10.349	1:29.081	77	13.281	1:28.045	77	15.549	1:29.282	84	18.685	1:29.440	77	19.341	1:28.617
77	12.229	1:28.319	35	16.734	1:28.730	84	16.142	1:30.054	35	20.804	1:29.009	84	20.513	1:28.526
35	14.997	1:28.660	125	1 LAP	1:42.858	35	18.692	1:28.972	25	24.885	1:31.385	35	22.707	1:28.601
25	15.775	1:28.903	25	18.187	1:29.405	25	20.397	1:29.224	28	1 LAP	1:42.094	25	28.148	1:29.961
135	20.039	1:29.570	135	22.769	1:29.723	135	25.474	1:29.719	135	28.408	1:29.831	135	31.535	1:29.825
63	24.821	1:31.236	63	29.069	1:31.241	125	1 LAP	1:42.853	63	38.293	1:31.724	28	1 LAP	1:40.218
51	37.262	1:32.955	62	44.111	1:33.207	63	33.466	1:31.411	125	1 LAP	1:42.073	63	43.044	1:31.449
62	37.897	1:32.903	51	44.630	1:34.361	62	48.423	1:31.326	62	53.442	1:31.916	51	59.778	1:32.573
32	37.959	1:32.803	32	45.136	1:34.170	51	49.106	1:31.490	51	53.903	1:31.694	62	59.975	1:33.231
41	44.423	1:34.448	41	51.729	1:34.299	32	49.548	1:31.426	32	54.320	1:31.669	32	1:00.393	1:32.771
11	44.930	1:35.176	53	53.712	1:34.528	41	58.529	1:33.814	41	1:05.671	1:34.039	125	1 LAP	1:43.080
53	46.177	1:34.650	54	54.501	1:34.186	53	1:00.936	1:34.238	54	1:07.575	1:33.296	54	1:12.502	1:31.625
52	47.108	1:34.869	52	55.226	1:35.111	54	1:01.176	1:33.689	53	1:08.497	1:34.458	41	1:14.980	1:36.007
54	47.308	1:35.668	81	1:00.583	1:35.490	52	1:01.908	1:33.696	52	1:09.542	1:34.531	53	1:15.388	1:33.589
81	52.086	1:35.230	57	1:01.014	1:35.703	81	1:09.474	1:35.905	81	1:17.598	1:35.021	52	1:16.215	1:33.371
57	52.304	1:34.216	34	1:08.137	1:36.387	57	1:10.471	1:36.471	57	1:17.848	1:34.274	81	1:25.760	1:34.860
34	58.743	1:35.655	95	1:10.138	1:35.764	34	1:16.381	1:35.258	34	1:25.241	1:35.757	57	1:26.342	1:35.192
95	1:01.367	1:36.226				95	1:19.074	1:35.950						
28	1:25.861	1:40.173												

Weather / Track : Cloudy / Dry

Snetterton
 Circuit Length = 1.9520 miles
 Start: 15:16 End: 15:48

Equipe GTS

RACE 5 - LAP CHART

Lap 11			Lap 12			Lap 13			Lap 14			Lap 15		
No	Behind	Laptime	No	Behind	Laptime	No	Behind	Laptime	No	Behind	Laptime	No	Behind	Laptime
6		1:27.038	6		1:26.625	6		1:29.262	6		1:26.314	6		1:26.322
157	0.843	1:27.240	157	2.202	1:27.984	157	2.652	1:29.712	157	3.462	1:27.124	157	5.766	1:28.626
34	1 LAP	1:35.684	81	1 LAP	1:36.933	53	1 LAP	1:36.475	53	1 LAP	1:34.655	54	1 LAP	1:34.754
95	1 LAP	1:35.638	57	1 LAP	1:36.699	41	1 LAP	1:35.750	41	1 LAP	1:33.708	28	2 LAPS	1:41.420
77	21.121	1:28.818	34	1 LAP	1:34.849	125	2 LAPS	1:43.006	81	1 LAP	1:34.968	53	1 LAP	1:34.371
84	22.102	1:28.627	95	1 LAP	1:33.814	81	1 LAP	1:34.966	57	1 LAP	1:34.848	41	1 LAP	1:34.418
35	25.068	1:29.399	77	22.974	1:28.478	57	1 LAP	1:35.184	125	2 LAPS	1:41.728	77	26.973	1:28.596
25	31.600	1:30.490	84	24.095	1:28.618	34	1 LAP	1:34.804	77	24.699	1:28.926	84	29.625	1:29.238
135	33.399	1:28.902	35	27.604	1:29.161	95	1 LAP	1:34.683	84	26.709	1:29.700	81	1 LAP	1:35.873
63	48.305	1:32.299	25	35.225	1:30.250	77	22.087	1:28.375	34	1 LAP	1:35.321	57	1 LAP	1:36.055
28	1 LAP	1:40.103	52	1 LAP	2:12.916	84	23.323	1:28.490	35	31.438	1:29.411	35	34.960	1:29.844
51	1:06.595	1:33.855	135	35.927	1:29.153	35	28.341	1:29.999	95	1 LAP	1:36.893	34	1 LAP	1:34.038
32	1:07.473	1:34.118	63	53.899	1:32.219	25	34.941	1:28.978	25	37.301	1:28.674	25	40.319	1:29.340
62	1:07.553	1:34.616	28	1 LAP	1:39.358	135	35.284	1:28.619	135	37.805	1:28.835	135	40.680	1:29.197
54	1:18.607	1:33.143	51	1:12.852	1:32.882	52	1 LAP	1:33.715	62	1 LAP	2:24.576	125	2 LAPS	1:42.458
125	1 LAP	1:44.380	32	1:13.451	1:32.603	63	56.863	1:32.226	52	1 LAP	1:33.292	95	1 LAP	1:35.342
53	1:23.558	1:35.208	62	1:14.211	1:33.283	51	1:16.726	1:33.136	63	1:02.637	1:32.088	52	1 LAP	1:33.756
41	1:25.427	1:37.485	54	1:23.756	1:31.774	32	1:16.963	1:32.774	51	1:23.080	1:32.668	63	1:08.269	1:31.954
						28	1 LAP	1:42.160	32	1:23.367	1:32.718			
						54		1:26.141	1:31.647					

Weather / Track : Cloudy / Dry

Snetterton
 Circuit Length = 1.9520 miles
 Start: 15:16 End: 15:48

Equipe GTS

RACE 5 - LAP CHART

Lap 16			Lap 17			Lap 18			Lap 19			Lap 20		
No	Behind	Laptime	No	Behind	Laptime	No	Behind	Laptime	No	Behind	Laptime	No	Behind	Laptime
6		1:27.839	6		1:29.080	6		1:26.233	6		1:26.280	6		1:26.616
51	1 LAP	1:32.211	157	4.074	1:28.717	157	4.856	1:27.015	157	6.918	1:28.342	63	1 LAP	1:33.498
32	1 LAP	1:32.428	51	1 LAP	1:32.341	51	1 LAP	1:31.734	51	1 LAP	1:32.618	157	9.604	1:29.302
157	4.437	1:26.510	32	1 LAP	1:32.433	32	1 LAP	1:31.534	32	1 LAP	1:32.582	125	3 LAPS	1:42.905
54	1 LAP	1:31.884	54	1 LAP	1:31.856	54	1 LAP	1:32.653	54	1 LAP	1:32.276	51	1 LAP	1:32.424
28	2 LAPS	1:39.537	77	28.962	1:30.059	77	31.630	1:28.901	77	33.899	1:28.549	32	1 LAP	1:32.312
53	1 LAP	1:34.366	84	31.970	1:30.561	84	35.086	1:29.349	84	37.694	1:28.888	54	1 LAP	1:32.307
41	1 LAP	1:34.647	28	2 LAPS	1:40.290	35	41.387	1:30.284	35	45.300	1:30.193	77	36.759	1:29.476
77	27.983	1:28.849	53	1 LAP	1:35.565	53	1 LAP	1:35.494	53	1 LAP	1:33.768	84	40.101	1:29.023
84	30.489	1:28.703	41	1 LAP	1:35.336	25	46.258	1:29.394	25	50.815	1:30.837	35	48.090	1:29.406
35	36.751	1:29.630	35	37.336	1:29.665	28	2 LAPS	1:43.532	28	2 LAPS	1:39.278	53	1 LAP	1:34.128
81	1 LAP	1:34.753	25	43.097	1:30.225	81	1 LAP	1:35.365	81	1 LAP	1:35.115	25	58.256	1:34.057
57	1 LAP	1:35.170	135	43.444	1:29.969	57	1 LAP	1:36.431	34	1 LAP	1:32.803	81	1 LAP	1:34.057
25	41.952	1:29.472	81	1 LAP	1:35.472	34	1 LAP	1:35.806	57	1 LAP	1:34.669	34	1 LAP	1:34.367
135	42.555	1:29.714	57	1 LAP	1:35.138	95	1 LAP	1:35.360	95	1 LAP	1:34.968	28	2 LAPS	1:38.990
34	1 LAP	1:34.416	34	1 LAP	1:33.626	52	1 LAP	1:32.756	52	1 LAP	1:33.848	57	1 LAP	1:41.681
95	1 LAP	1:34.932	95	1 LAP	1:35.214	41	1 LAP	2:05.104				95	1 LAP	1:34.874
125	2 LAPS	1:41.736	52	1 LAP	1:33.681	63	1:23.957	1:32.669				52	1 LAP	1:32.690
52	1 LAP	1:33.136	125	2 LAPS	1:43.658	125	2 LAPS	1:42.269						
63	1:13.030	1:32.600	63	1:17.521	1:33.571									

Weather / Track : Cloudy / Dry

Snetterton
 Circuit Length = 1.9520 miles
 Start: 15:16 End: 15:48

Equipe GTS

RACE 5 - LAP CHART


Lap 21		
No	Behind	Laptime
6		1:26.551
63	1 LAP	1:33.230
157	13.579	1:30.526
51	1 LAP	1:33.988
32	1 LAP	1:33.958
125	3 LAPS	1:43.901
54	1 LAP	1:31.801
77	39.550	1:29.342
84	42.062	1:28.512
35	50.688	1:29.149
53	1 LAP	1:34.449
25	1:06.007	1:34.302
81	1 LAP	1:34.513
34	1 LAP	1:34.297
28	2 LAPS	1:39.286
95	1 LAP	1:34.054
52	1 LAP	1:32.183
57	1 LAP	1:36.791

Weather / Track : Cloudy / Dry

Snetterton
Circuit Length = 1.9520 miles
Start: 15:16 End: 15:48

Equipe GTS

RACE 11 - GRID

ROW 13	34 Philip St. Clair TISDALL		
ROW 12		7 Brian ARCULUS	51 Nick CREWDSON
ROW 11	16 Simon WOOD		64 Helen ELSTROP
ROW 10		62 Paul FREEMAN	11 Tony Wilson SPRATT
ROW 9	135 Alasdair BRUCE		41 Mark WAY
ROW 8		28 Clive COCKS	125 Stuart DOWNWARD
ROW 7	52 Colin ELSTROP		57 Stephen BOLDEPERSON
ROW 6		81 John HATTON	95 Suzanne SEARS
ROW 5	54 Peter BOLDEPERSON		53 Roy CHAMBERLAIN
ROW 4		63 Graham J BATES	32 David ALSTON
ROW 3	35 John YEA		25 Tim PATCHETT
ROW 2		77 Pete FOSTER	84 Mike HARRIS
ROW 1	6 John ANDON		157 Mark ELLIS
Pole			
			

Snetterton
Circuit Length = 1.9520 miles

These results are provisional until the conclusion of any judicial and technical matters.

Clerk of Course :		Timekeeper :
-------------------	--	--------------

Equipe GTS

RACE 11 - CLASSIFICATION

POS	NO	CL	NAME	ENTRY	LAPS	TIME	GAP	DIFF	MPH	BEST	ON
1	77	5	Pete FOSTER	Triumph TR4	20	30:53.450			75.82	1:29.578	20
2	157	4	Mark ELLIS	MG A	20	30:53.669	0.219	0.219	75.81	1:29.307	20
3	84	4	Mike HARRIS	MG B	20	31:09.497	16.047	15.828	75.17	1:30.276	20
4	135	4	Alasdair BRUCE	MG B	20	31:14.012	20.562	4.515	74.99	1:30.443	20
5	6	5	John ANDON	Triumph TR4	20	31:17.652	24.202	3.640	74.84	1:29.901	18
6	35	4	John YEA	MGB Roadster	20	31:33.586	40.136	15.934	74.22	1:31.298	19
7	32	4	David ALSTON	MG B	20	31:36.821	43.371	3.235	74.09	1:31.166	15
8	25	4	Tim PATCHETT	MG B	20	31:52.388	58.938	15.567	73.49	1:31.821	18
9	51	4	Nick CREWDSON	MGB	20	31:57.883	1:04.433	5.495	73.27	1:31.299	12
10	62	4	Paul FREEMAN	MG B	20	32:21.888	1:28.438	24.005	72.37	1:32.989	18
11	54	4	Peter BOLDESON	MG B	20	32:22.569	1:29.119	0.681	72.34	1:32.525	18
12	81	4	John HATTON	MG B	19	31:04.275	1 lap	1 lap	71.61	1:33.909	18
13	52	2	Colin ELSTROP	Triumph Spitfire	19	31:04.646	1 lap	0.371	71.60	1:34.702	19
14	7	2	Brian ARCULUS	Lotus Elite	19	31:34.215	1 lap	29.569	70.48	1:35.153	17
15	34	4	Philip St. Clair TISDALL	Morgan Plus 4	19	31:37.108	1 lap	2.893	70.37	1:34.374	15
16	53	4	Roy CHAMBERLAIN	Triumph TR3	19	32:26.414	1 lap	49.306	68.59	1:39.370	16
17	57	4	Stephen BOLDESON	MG B	19	32:26.764	1 lap	0.350	68.58	1:39.481	17
18	28	2	Clive COCKS	WSM Sprite	18	31:32.109	2 laps	1 lap	66.85	1:40.723	18
19	125	2	Stuart DOWNWARD	Lancia Fulvia	18	31:50.286	2 laps	18.177	66.21	1:41.725	12

NOT CLASSIFIED

DNF	63	4	Graham J BATES	MG B	7	11:38.813	13 laps	11 laps	70.39	1:36.255	6
DNF	16	4	Simon WOOD	MGB	5	8:18.362	15 laps	2 laps	70.50	1:34.210	5
DNF	11	4	Tony Wilson SPRATT	WSM MGB	4	7:18.349	16 laps	1 lap	64.12	1:45.283	3

FASTEST LAP

157	4	Mark ELLIS	MG A	20	1:29.307	78.68 mph	126.63 kph
77	5	Pete FOSTER	Triumph TR4	20	1:29.578	78.44 mph	126.24 kph
52	2	Colin ELSTROP	Triumph Spitfire	19	1:34.702	74.20 mph	119.41 kph

Weather / Track : Cloudy / Drying

These results are provisional until the conclusion of any judicial and technical matters.

Snetterton

Circuit Length = 1.9520 miles

Start: 09:40 End: 10:13

Clerk of Course :

Timekeeper :

Equipe GTS

RACE 11 - LAP CHART

Lap 1			Lap 2			Lap 3			Lap 4			Lap 5		
No	Behind	Laptime	No	Behind	Laptime	No	Behind	Laptime	No	Behind	Laptime	No	Behind	Laptime
77		1:43.741	157		1:34.786	157		1:33.452	157		1:32.340	157		1:32.446
157	0.564	1:44.305	77	1.031	1:36.381	77	1.827	1:34.248	77	3.874	1:34.387	77	6.182	1:34.754
6	2.296	1:46.037	84	5.222	1:36.970	84	8.167	1:36.397	84	10.745	1:34.918	84	12.130	1:33.831
84	3.602	1:47.343	6	5.497	1:38.551	6	11.148	1:39.103	6	15.771	1:36.963	6	19.336	1:36.011
35	4.648	1:48.389	35	8.990	1:39.692	35	14.027	1:38.489	35	17.416	1:35.729	35	20.341	1:35.371
63	4.981	1:48.722	63	10.194	1:40.563	63	14.670	1:37.928	135	17.857	1:34.767	135	20.675	1:35.264
32	6.532	1:50.273	32	10.974	1:39.792	135	15.430	1:37.081	63	18.893	1:36.563	16	21.033	1:34.210
25	7.596	1:51.337	25	11.533	1:39.287	32	16.307	1:38.785	16	19.269	1:34.811	63	22.797	1:36.350
135	8.162	1:51.903	135	11.801	1:38.989	16	16.798	1:37.906	51	20.858	1:35.400	51	23.452	1:35.040
52	9.265	1:53.006	16	12.344	1:37.318	25	17.149	1:39.068	32	22.100	1:38.133	32	24.774	1:35.120
51	9.372	1:53.113	51	12.656	1:38.634	51	17.798	1:38.594	25	22.530	1:37.721	25	25.014	1:34.930
16	10.376	1:54.117	52	14.324	1:40.409	52	21.503	1:40.631	62	28.743	1:36.912	62	32.553	1:36.256
81	10.530	1:54.271	81	16.025	1:40.845	81	23.024	1:40.451	81	29.407	1:38.723	81	34.884	1:37.923
54	11.577	1:55.318	54	17.685	1:41.458	62	24.171	1:37.649	52	29.820	1:40.657	54	35.443	1:37.327
53	14.514	1:58.255	62	19.974	1:39.910	54	25.090	1:40.857	54	30.562	1:37.812	52	36.253	1:38.879
62	15.414	1:59.155	53	24.390	1:45.226	53	35.528	1:44.590	53	46.690	1:43.502	7	55.057	1:40.163
57	15.845	1:59.586	57	25.065	1:44.570	34	37.395	1:44.248	7	47.340	1:41.827	53	57.181	1:42.937
11	16.656	2:00.397	34	26.599	1:44.670	57	37.683	1:46.070	34	47.360	1:42.305	34	57.487	1:42.573
34	17.279	2:01.020	7	27.550	1:44.634	7	37.853	1:43.755	57	48.936	1:43.593	57	59.505	1:43.015
7	18.266	2:02.007	11	27.560	1:46.254	11	39.391	1:45.283	11	53.466	1:46.415	28	1:15.642	1:45.735
28	20.234	2:03.975	28	34.439	1:49.555	28	48.042	1:47.055	28	1:02.353	1:46.651	125	1:18.270	1:45.949
125	20.732	2:04.473	125	34.588	1:49.206	125	50.293	1:49.157	125	1:04.767	1:46.814			

Weather / Track : Cloudy / Drying

Snetterton
 Circuit Length = 1.9520 miles
 Start: 09:40 End: 10:13

Equipe GTS

RACE 11 - LAP CHART

Lap 6			Lap 7			Lap 8			Lap 9			Lap 10		
No	Behind	Laptime	No	Behind	Laptime	No	Behind	Laptime	No	Behind	Laptime	No	Behind	Laptime
157		1:32.389	157		1:32.805	157		1:32.920	157		1:32.643	157		1:32.426
77	6.806	1:33.013	77	6.326	1:32.325	77	8.033	1:34.627	77	7.638	1:32.248	53	1 LAP	1:41.464
84	13.620	1:33.879	84	14.222	1:33.407	28	1 LAP	1:45.632	84	14.773	1:33.419	57	1 LAP	1:41.571
6	21.867	1:34.920	6	22.329	1:33.267	125	1 LAP	1:46.637	28	1 LAP	1:42.445	77	6.660	1:31.448
135	22.661	1:34.375	135	23.116	1:33.260	84	13.997	1:32.695	6	22.038	1:32.736	84	14.106	1:31.759
35	23.408	1:35.456	35	24.203	1:33.600	6	21.945	1:32.536	135	22.592	1:32.666	6	21.577	1:31.965
51	26.465	1:35.402	51	28.942	1:35.282	135	22.569	1:32.373	125	1 LAP	1:46.454	135	22.133	1:31.967
63	26.663	1:36.255	32	29.373	1:34.905	35	25.077	1:33.794	35	26.957	1:34.523	35	29.222	1:34.691
32	27.273	1:34.888	25	31.638	1:35.060	51	29.808	1:33.786	51	29.834	1:32.669	28	1 LAP	1:43.574
25	29.383	1:36.758	63	36.290	1:42.432	32	30.743	1:34.290	32	31.077	1:32.977	51	29.958	1:32.550
62	35.725	1:35.561	62	38.594	1:35.674	25	33.232	1:34.514	25	34.002	1:33.413	32	30.656	1:32.005
81	40.959	1:38.464	81	46.877	1:38.723	62	42.309	1:36.635	62	46.432	1:36.766	25	35.946	1:34.370
54	41.075	1:38.021	54	47.192	1:38.922	54	51.487	1:37.215	54	54.148	1:35.304	125	1 LAP	1:43.989
52	43.226	1:39.362	52	47.874	1:37.453	81	52.390	1:38.433	81	56.822	1:37.075	62	49.654	1:35.648
7	1:02.317	1:39.649	7	1:08.378	1:38.866	52	53.073	1:38.119	52	57.251	1:36.821	54	56.771	1:35.049
53	1:07.161	1:42.369	34	1:11.782	1:37.233	7	1:13.403	1:37.945	7	1:19.159	1:38.399	81	1:00.218	1:35.822
34	1:07.354	1:42.256	53	1:14.908	1:40.552	34	1:17.232	1:38.370	34	1:21.391	1:36.802	52	1:00.512	1:35.687
57	1:08.322	1:41.206	57	1:15.334	1:39.817	53	1:23.779	1:41.791				7	1:24.672	1:37.939
28	1:28.525	1:45.272				57	1:24.771	1:42.357				34	1:25.771	1:36.806
125	1:30.894	1:45.013												

Weather / Track : Cloudy / Drying

Snetterton
 Circuit Length = 1.9520 miles
 Start: 09:40 End: 10:13

Equipe GTS

RACE 11 - LAP CHART

Lap 11			Lap 12			Lap 13			Lap 14			Lap 15		
No	Behind	Laptime	No	Behind	Laptime	No	Behind	Laptime	No	Behind	Laptime	No	Behind	Laptime
157		1:31.995	157		1:31.001	157		1:31.091	157		1:31.803	157		1:32.564
77	6.747	1:32.082	77	6.519	1:30.773	7	1 LAP	1:37.209	77	6.005	1:31.671	77	4.555	1:31.114
53	1 LAP	1:41.025	84	14.963	1:31.977	77	6.137	1:30.709	7	1 LAP	1:36.996	7	1 LAP	1:35.833
57	1 LAP	1:40.419	53	1 LAP	1:40.364	34	1 LAP	1:37.706	34	1 LAP	1:36.933	84	14.289	1:31.364
84	13.987	1:31.876	57	1 LAP	1:40.534	84	16.009	1:32.137	84	15.489	1:31.283	34	1 LAP	1:36.518
6	20.901	1:31.319	6	20.728	1:30.828	135	22.958	1:32.742	135	21.809	1:30.654	135	21.124	1:31.879
135	21.414	1:31.276	135	21.307	1:30.894	6	23.227	1:33.590	6	21.969	1:30.545	6	23.686	1:34.281
35	30.612	1:33.385	51	31.632	1:31.299	53	1 LAP	1:40.565	35	34.806	1:33.660	35	33.573	1:31.331
51	31.334	1:33.371	35	31.956	1:32.345	57	1 LAP	1:40.226	51	35.386	1:34.937	51	34.495	1:31.673
32	31.831	1:33.170	32	32.905	1:32.075	51	32.252	1:31.711	32	36.461	1:34.433	32	35.063	1:31.166
25	38.524	1:34.573	25	40.477	1:32.954	35	32.949	1:32.084	53	1 LAP	1:42.720	53	1 LAP	1:40.112
28	1 LAP	1:45.092	28	1 LAP	1:42.099	32	33.831	1:32.017	57	1 LAP	1:43.144	25	47.046	1:36.757
125	1 LAP	1:42.147	62	57.774	1:35.710	25	42.330	1:32.944	25	42.853	1:32.326	57	1 LAP	1:40.975
62	53.065	1:35.406	125	1 LAP	1:42.287	62	1:03.616	1:36.933	62	1:07.925	1:36.112	62	1:11.089	1:35.728
54	59.434	1:34.658	54	1:03.437	1:35.004	28	1 LAP	1:43.485	54	1:14.087	1:37.327	54	1:15.802	1:34.279
81	1:05.356	1:37.133	52	1:09.969	1:35.109	54	1:08.563	1:36.217	28	1 LAP	1:41.517	81	1:23.344	1:38.133
52	1:05.861	1:37.344	81	1:10.613	1:36.258	125	1 LAP	1:41.725	81	1:17.775	1:35.327	52	1:23.894	1:38.119
7	1:30.099	1:37.422				81	1:14.251	1:34.729	52	1:18.339	1:35.415	28	1 LAP	1:42.047
34	1:30.909	1:37.133				52	1:14.727	1:35.849	125	1 LAP	1:43.917			

Weather / Track : Cloudy / Drying

Snetterton
 Circuit Length = 1.9520 miles
 Start: 09:40 End: 10:13

Equipe GTS

RACE 11 - LAP CHART

Lap 16			Lap 17			Lap 18			Lap 19			Lap 20		
No	Behind	Laptime	No	Behind	Laptime	No	Behind	Laptime	No	Behind	Laptime	No	Behind	Laptime
157		1:30.760	157		1:32.283	157		1:32.090	77		1:29.759	77		1:29.578
125	2 LAPS	1:43.705	77	2.433	1:30.987	77	0.014	1:29.671	157	0.490	1:30.263	157	0.219	1:29.307
77	3.729	1:29.934	28	2 LAPS	1:42.829	52	1 LAP	1:37.066	81	1 LAP	1:33.909	81	1 LAP	1:35.097
84	15.437	1:31.908	125	2 LAPS	1:44.282	81	1 LAP	1:37.910	52	1 LAP	1:35.029	52	1 LAP	1:34.702
34	1 LAP	1:34.374	84	14.556	1:31.402	84	14.193	1:31.727	84	15.349	1:30.929	84	16.047	1:30.276
7	1 LAP	1:36.617	135	20.371	1:31.508	28	2 LAPS	1:41.771	135	19.697	1:30.580	135	20.562	1:30.443
135	21.146	1:30.782	6	22.730	1:31.756	135	18.890	1:30.609	6	23.054	1:32.286	6	24.202	1:30.726
6	23.257	1:30.331	34	1 LAP	1:37.403	6	20.541	1:29.901	28	2 LAPS	1:42.652	28	2 LAPS	1:40.723
35	35.316	1:32.503	7	1 LAP	1:37.205	125	2 LAPS	1:43.941	7	1 LAP	1:37.150	35	40.136	1:32.092
32	37.881	1:33.578	35	36.704	1:33.671	7	1 LAP	1:35.153	34	1 LAP	1:36.722	7	1 LAP	1:35.446
51	38.398	1:34.663	32	37.377	1:31.779	34	1 LAP	1:36.865	35	37.622	1:31.298	32	43.371	1:32.833
25	50.833	1:34.547	51	51.213	1:45.098	35	36.097	1:31.483	32	40.116	1:33.200	34	1 LAP	1:37.171
53	1 LAP	1:40.840	25	52.648	1:34.098	32	36.689	1:31.402	125	2 LAPS	1:47.367	125	2 LAPS	1:43.223
57	1 LAP	1:39.746	53	1 LAP	1:39.370	51	51.927	1:32.804	25	55.213	1:32.607	25	58.938	1:33.303
62	1:16.754	1:36.425	57	1 LAP	1:40.194	25	52.379	1:31.821	51	55.276	1:33.122	51	1:04.433	1:38.735
54	1:20.054	1:35.012	62	1:19.923	1:35.452	53	1 LAP	1:39.741	53	1 LAP	1:40.495	62	1:28.438	1:33.854
81	1:27.633	1:35.049	54	1:20.840	1:33.069	57	1 LAP	1:39.481	57	1 LAP	1:40.375	54	1:29.119	1:33.859
52	1:28.123	1:34.989				62	1:20.822	1:32.989	62	1:24.162	1:33.113	53	1 LAP	1:40.496
						54	1:21.275	1:32.525	54	1:24.838	1:33.336	57	1 LAP	1:39.885

Weather / Track : Cloudy / Drying

Snetterton
 Circuit Length = 1.9520 miles
 Start: 09:40 End: 10:13

Dunlop Motorsport News Saloon Car Championship

QUALIFYING - RACE 6 & 12 - CLASSIFICATION

POS	NO	CL	NAME	ENTRY	TIME	ON	LAPS	GAP	DIFF	MPH
1	42	A	Darren BLY	Nissan Skyline	1:11.701	4	4			98.00
2	6	A	Mark BIGGERS	Nissan Skyline R33 GTR	1:13.222	3	3	1.521	1.521	95.96
3	44	A	Rod BIRLEY	Ford Escort WRC	1:16.039	4	6	4.338	2.817	92.41
4	67	B	Raymond BARROW	Ford Escort RS2000	1:16.652	10	10	4.951	0.613	91.67
5	74	C	Gavin THOMSON	Peugeot 205	1:19.471	9	9	7.770	2.819	88.42
6	90	E	Richard BRENT	Peugeot 205 Gti	1:19.498	7	8	7.797	0.027	88.39
7	3	B	Ashley HARGREAVES	Peugeot 306 Gti 6	1:19.532	9	9	7.831	0.034	88.35
8	26	C	Bill RICHARDS	Rover Mini Clubman	1:20.162	9	9	8.461	0.630	87.66
9	97	D	Andy WOODS-DEAN	Renault Megane Coupe	1:20.859	9	9	9.158	0.697	86.90
10	34	B	Stephen DANN	VW Golf	1:20.876	10	10	9.175	0.017	86.88
11	36	A	Paul EVE	Ford Sierra Sapphire	1:21.180	9	9	9.479	0.304	86.56
12	87	E	Graham RICHARDSON	Vauxhall Nova	1:23.657	9	9	11.956	2.477	83.99
13	31	C	Eric FALCE	Ford Fiesta	1:34.178	2	2	22.477	10.521	74.61
14	19	B	David HUGHES	Ford Sierra	1:36.470	2	3	24.769	2.292	72.84

Weather / Track : Bright / Dry
 These results are provisional until the conclusion of any judicial and technical matters.

Snetterton
 Circuit Length = 1.9520 miles
 Start: 10:55 End: 11:14

Clerk of Course :		Timekeeper :
-------------------	--	--------------

Dunlop Motorsport News Saloon Car Championship

QUALIFYING - RACE 6 & 12 - LAP ANALYSIS

3	Ashley HARGREAVES		B Peugeot 306 Gti 6				
1 -	1:32.356	+ 12.824	10:57:48.314	6 -	1:25.684	+ 6.152	11:09:21.136
2 -	1:22.091	+ 2.559	10:59:10.405	7 -	1:29.420	+ 9.888	11:10:50.556
3 -	1:27.467	+ 7.935	11:00:37.872	8 -	1:22.444	+ 2.912	11:12:13.000
4 -	1:20.836	+ 1.304	11:01:58.708	9 -	1:19.532		11:13:32.532
5 -	5:56.744 P	+ 4:37.212	11:07:55.452				
6	Mark BIGGERS		A Nissan Skyline R33 GTR				
1 -	1:34.995	+ 21.773	10:57:26.477	3 -	1:13.222		10:59:54.907
2 -	1:15.208	+ 1.986	10:58:41.685				
19	David HUGHES		B Ford Sierra				
1 -	1:49.348	+ 12.878	10:58:03.459	3 -	1:36.934	+ 0.464	11:01:16.863
2 -	1:36.470		10:59:39.929				
26	Bill RICHARDS		C Rover Mini Clubman				
1 -	1:42.243	+ 22.081	10:58:12.978	6 -	1:34.884	+ 14.722	11:09:48.320
2 -	1:26.232	+ 6.070	10:59:39.210	7 -	1:22.293	+ 2.131	11:11:10.613
3 -	1:22.975	+ 2.813	11:01:02.185	8 -	1:21.258	+ 1.096	11:12:31.871
4 -	1:23.509	+ 3.347	11:02:25.694	9 -	1:20.162		11:13:52.033
5 -	5:47.742 P	+ 4:27.580	11:08:13.436				
31	Eric FALCE		C Ford Fiesta				
1 -	1:48.850	+ 14.672	10:58:15.522	2 -	1:34.178		10:59:49.700
34	Stephen DANN		B VW Golf				
1 -	1:40.469	+ 19.593	10:57:35.455	6 -	5:06.196 P	+ 3:45.320	11:08:08.836
2 -	1:22.096	+ 1.220	10:58:57.551	7 -	1:37.101	+ 16.225	11:09:45.937
3 -	1:21.608	+ 0.732	11:00:19.159	8 -	1:21.192	+ 0.316	11:11:07.129
4 -	1:21.293	+ 0.417	11:01:40.452	9 -	1:21.739	+ 0.863	11:12:28.868
5 -	1:22.188	+ 1.312	11:03:02.640	10 -	1:20.876		11:13:49.744
36	Paul EVE		A Ford Sierra Sapphire				
1 -	1:49.569	+ 28.389	10:57:53.273	6 -	1:29.238	+ 8.058	11:09:26.993
2 -	1:29.691	+ 8.511	10:59:22.964	7 -	1:21.431	+ 0.251	11:10:48.424
3 -	1:25.341	+ 4.161	11:00:48.305	8 -	1:21.398	+ 0.218	11:12:09.822
4 -	1:28.488	+ 7.308	11:02:16.793	9 -	1:21.180		11:13:31.002
5 -	5:40.962 P	+ 4:19.782	11:07:57.755				
42	Darren BLY		A Nissan Skyline				
1 -	1:18.272	+ 6.571	10:58:50.469	3 -	1:11.792	+ 0.091	11:01:16.519
2 -	1:14.258	+ 2.557	11:00:04.727	4 -	1:11.701		11:02:28.220
44	Rod BIRLEY		A Ford Escort WRC				
1 -	1:52.534	+ 36.495	10:58:00.165	4 -	1:16.039		11:02:07.283
2 -	1:29.865	+ 13.826	10:59:30.030	5 -	6:44.945 P	+ 5:28.906	11:08:52.228
3 -	1:21.214	+ 5.175	11:00:51.244	6 -	1:44.568	+ 28.529	11:10:36.796
67	Raymond BARROW		B Ford Escort RS2000				
1 -	1:38.790	+ 22.138	10:57:27.568	6 -	5:16.158 P	+ 3:59.506	11:07:59.794
2 -	1:19.839	+ 3.187	10:58:47.407	7 -	1:21.260	+ 4.608	11:09:21.054
3 -	1:19.030	+ 2.378	11:00:06.437	8 -	1:17.322	+ 0.670	11:10:38.376
4 -	1:19.151	+ 2.499	11:01:25.588	9 -	1:17.554	+ 0.902	11:11:55.930
5 -	1:18.048	+ 1.396	11:02:43.636	10 -	1:16.652		11:13:12.582
74	Gavin THOMSON		C Peugeot 205				
1 -	1:49.947	+ 30.476	10:58:01.027	6 -	1:35.567	+ 16.096	11:09:47.372
2 -	1:30.175	+ 10.704	10:59:31.202	7 -	1:25.659	+ 6.188	11:11:13.031
3 -	1:31.288	+ 11.817	11:01:02.490	8 -	1:20.289	+ 0.818	11:12:33.320
4 -	1:31.910	+ 12.439	11:02:34.400	9 -	1:19.471		11:13:52.791
5 -	5:37.405 P	+ 4:17.934	11:08:11.805				

Weather / Track : Bright / Dry

Snetterton
Circuit Length = 1.9520 miles
Start: 10:55 End: 11:14

Dunlop Motorsport News Saloon Car Championship
QUALIFYING - RACE 6 & 12 - LAP ANALYSIS


87	Graham RICHARDSON			E Vauxhall Nova			
1 -	1:48.491	+ 24.834	10:58:08.220	6 -	1:31.144	+ 7.487	11:09:35.736
2 -	1:27.313	+ 3.656	10:59:35.533	7 -	1:24.527	+ 0.870	11:11:00.263
3 -	1:26.247	+ 2.590	11:01:01.780	8 -	1:24.368	+ 0.711	11:12:24.631
4 -	1:26.200	+ 2.543	11:02:27.980	9 -	1:23.657		11:13:48.288
5 -	5:36.612 P	+ 4:12.955	11:08:04.592				
90	Richard BRENT			E Peugeot 205 Gti			
1 -	1:29.244	+ 9.746	10:58:57.289	5 -	1:58.933	+ 39.435	11:10:06.688
2 -	1:25.194	+ 5.696	11:00:22.483	6 -	1:21.342	+ 1.844	11:11:28.030
3 -	1:24.521	+ 5.023	11:01:47.004	7 -	1:19.498		11:12:47.528
4 -	6:20.751 P	+ 5:01.253	11:08:07.755	8 -	1:43.262	+ 23.764	11:14:30.790
97	Andy WOODS-DEAN			D Renault Megane Coupe			
1 -	1:42.398	+ 21.539	10:58:06.461	6 -	1:28.141	+ 7.282	11:09:30.487
2 -	1:29.233	+ 8.374	10:59:35.694	7 -	1:21.976	+ 1.117	11:10:52.463
3 -	1:26.670	+ 5.811	11:01:02.364	8 -	1:22.002	+ 1.143	11:12:14.465
4 -	1:28.319	+ 7.460	11:02:30.683	9 -	1:20.859		11:13:35.324
5 -	5:31.663 P	+ 4:10.804	11:08:02.346				

Weather / Track : Bright / Dry

Snetterton
 Circuit Length = 1.9520 miles
 Start: 10:55 End: 11:14

Dunlop Motorsport News Saloon Car Championship

RACE 6 - GRID

ROW 7	1:34.178 31 Eric FALCE	1:36.470 19 David HUGHES
ROW 6	1:21.180 36 Paul EVE	1:23.657 87 Graham RICHARDSON
ROW 5	1:20.859 97 Andy WOODS-DEAN	1:20.876 34 Stephen DANN
ROW 4	1:19.532 3 Ashley HARGREAVES	1:20.162 26 Bill RICHARDS
ROW 3	1:19.471 74 Gavin THOMSON	1:19.498 90 Richard BRENT
ROW 2	1:16.039 44 Rod BIRLEY	1:16.652 67 Raymond BARROW
ROW 1	1:11.701 42 Darren BLY	1:13.222 6 Mark BIGGERS
Pole		
		

Snetterton
Circuit Length = 1.9520 miles

These results are provisional until the conclusion of any judicial and technical matters.

Clerk of Course :		Timekeeper :
-------------------	--	--------------

Dunlop Motorsport News Saloon Car Championship

RACE 6 - CLASSIFICATION

POS	NO	CL	NAME	ENTRY	LAPS	TIME	GAP	DIFF	MPH	BEST	ON
1	6	A	Mark BIGGERS	Nissan Skyline R33 GTR	11	16:10.790			79.62	1:12.390	2
2	67	B	Raymond BARROW	Ford Escort RS2000	11	16:54.132	43.342	43.342	76.22	1:18.943	9
3	44	A	Rod BIRLEY	Ford Escort WRC	11	16:54.877	44.087	0.745	76.16	1:18.357	9
4	74	C	Gavin THOMSON	Peugeot 205	11	17:03.442	52.652	8.565	75.52	1:20.149	9
5	3	B	Ashley HARGREAVES	Peugeot 306 Gti 6	11	17:14.534	1:03.744	11.092	74.71	1:19.758	3
6	26	C	Bill RICHARDS	Rover Mini Clubman	11	17:20.464	1:09.674	5.930	74.29	1:21.570	11
7	97	D	Andy WOODS-DEAN	Renault Megane Coupe	11	17:21.644	1:10.854	1.180	74.20	1:21.591	9
8	90	E	Richard BRENT	Peugeot 205 Gti	11	17:21.828	1:11.038	0.184	74.19	1:21.708	10
9	34	B	Stephen DANN	VW Golf	11	17:21.934	1:11.144	0.106	74.18	1:21.875	8
10	31	C	Eric FALCE	Ford Fiesta	10	16:50.156	1 lap	1 lap	69.56	1:26.065	3
11	36	A	Paul EVE	Ford Sierra Sapphire	10	17:07.325	1 lap	17.169	68.40	1:23.610	9
NOT CLASSIFIED											
DNF	42	A	Darren BLY	Nissan Skyline	4	7:08.031	7 laps	6 laps	65.66	1:12.971	4
DNF	19	B	David HUGHES	Ford Sierra	0						
DNF	87	E	Graham RICHARDSON	Vauxhall Nova	0						
FASTEST LAP											
6	A	Mark BIGGERS	Nissan Skyline R33 GTR	2	1:12.390		97.07 mph		156.22 kph		
67	B	Raymond BARROW	Ford Escort RS2000	9	1:18.943		89.01 mph		143.25 kph		
74	C	Gavin THOMSON	Peugeot 205	9	1:20.149		87.67 mph		141.10 kph		
97	D	Andy WOODS-DEAN	Renault Megane Coupe	9	1:21.591		86.12 mph		138.60 kph		
90	E	Richard BRENT	Peugeot 205 Gti	10	1:21.708		86.00 mph		138.40 kph		

Weather / Track : Cloudy / Dry

These results are provisional until the conclusion of any judicial and technical matters.

Snetterton

Circuit Length = 1.9520 miles

Start: 15:57 End: 16:15

Clerk of Course :		Timekeeper :	
-------------------	--	--------------	--

Dunlop Motorsport News Saloon Car Championship
RACE 6 - LAP CHART

Lap 1			Lap 2			Lap 3			Lap 4			Lap 5		
No	Behind	Laptime	No	Behind	Laptime	No	Behind	Laptime	No	Behind	Laptime	No	Behind	Laptime
6		3:22.166	6		1:12.390	6		1:13.633	6		1:13.824	6		1:14.813
42	1.081	3:23.247	42	6.468	1:17.777	42	6.871	1:14.036	42	6.018	1:12.971	36	1 LAP	2:05.928
67	6.956	3:29.122	67	14.374	1:19.808	67	21.896	1:21.155	67	29.481	1:21.409	67	36.752	1:22.084
74	11.386	3:33.552	74	20.913	1:21.917	74	29.243	1:21.963	74	36.105	1:20.686	74	42.949	1:21.657
90	11.436	3:33.602	34	22.195	1:22.732	34	32.282	1:23.720	44	39.953	1:21.302	44	45.017	1:19.877
34	11.853	3:34.019	44	22.944	1:22.165	44	32.475	1:23.164	34	41.264	1:22.806	34	49.533	1:23.082
26	13.137	3:35.303	26	23.014	1:22.267	26	32.907	1:23.526	26	41.965	1:22.882	26	50.754	1:23.602
44	13.169	3:35.335	90	24.002	1:24.956	90	33.416	1:23.047	3	42.752	1:22.223	3	50.813	1:22.874
97	14.074	3:36.240	97	24.406	1:22.722	97	33.749	1:22.976	90	42.945	1:23.353	90	50.997	1:22.865
36	19.156	3:41.322	3	28.228	1:20.359	3	34.353	1:19.758	97	43.717	1:23.792	97	51.423	1:22.519
31	19.675	3:41.841	36	30.923	1:24.157	36	42.236	1:24.946	31	1:03.132	1:28.669	31	1:16.733	1:28.414
3	20.259	3:42.425	31	35.855	1:28.570	31	48.287	1:26.065						

Weather / Track : Cloudy / Dry

Snetterton
 Circuit Length = 1.9520 miles
 Start: 15:57 End: 16:15

Dunlop Motorsport News Saloon Car Championship

RACE 6 - LAP CHART

Lap 6			Lap 7			Lap 8			Lap 9			Lap 10		
No	Behind	Laptime	No	Behind	Laptime	No	Behind	Laptime	No	Behind	Laptime	No	Behind	Laptime
6		1:20.886	6		1:16.975	6		1:19.262	6		1:18.640	6		1:19.183
36	1 LAP	1:28.971	31	1 LAP	1:27.683	31	1 LAP	1:27.986	31	1 LAP	1:26.429	31	1 LAP	1:26.694
67	37.502	1:21.636	36	1 LAP	1:24.471	36	1 LAP	1:24.004	67	42.024	1:18.943	67	42.859	1:20.018
74	42.636	1:20.573	67	41.632	1:21.105	67	41.721	1:19.351	44	44.267	1:18.357	44	43.656	1:18.572
44	42.774	1:18.643	44	44.873	1:19.074	44	44.550	1:18.939	36	1 LAP	1:25.193	36	1 LAP	1:23.610
34	50.973	1:22.326	74	47.710	1:22.049	74	48.928	1:20.480	74	50.437	1:20.149	74	51.457	1:20.203
3	51.540	1:21.613	3	54.373	1:19.808	3	54.976	1:19.865	3	57.023	1:20.687	3	59.605	1:21.765
26	51.719	1:21.851	34	55.887	1:21.889	34	58.500	1:21.875	34	1:02.982	1:23.122	34	1:06.609	1:22.810
90	52.726	1:22.615	26	56.401	1:21.657	26	58.888	1:21.749	26	1:03.251	1:23.003	26	1:07.122	1:23.054
97	53.193	1:22.656	90	58.488	1:22.737	90	1:01.303	1:22.077	97	1:04.594	1:21.591	97	1:07.638	1:22.227
			97	58.864	1:22.646	97	1:01.643	1:22.041	90	1:05.414	1:22.751	90	1:07.939	1:21.708

Weather / Track : Cloudy / Dry

Snetterton
Circuit Length = 1.9520 miles
Start: 15:57 End: 16:15

Dunlop Motorsport News Saloon Car Championship

RACE 6 - LAP CHART


Lap 11		
No	Behind	Laptime
6		1:19.018
31	1 LAP	1:27.805
67	43.342	1:19.501
44	44.087	1:19.449
74	52.652	1:20.213
36	1 LAP	1:24.723
3	1:03.744	1:23.157
26	1:09.674	1:21.570
97	1:10.854	1:22.234
90	1:11.038	1:22.117
34	1:11.144	1:23.553

Weather / Track : Cloudy / Dry

Snetterton
Circuit Length = 1.9520 miles
Start: 15:57 End: 16:15

Dunlop Motorsport News Saloon Car Championship

RACE 12 - GRID

ROW 7	19 David HUGHES	87 Graham RICHARDSON
ROW 6	36 Paul EVE	42 Darren BLY
ROW 5	34 Stephen DANN	31 Eric FALCE
ROW 4	97 Andy WOODS-DEAN	90 Richard BRENT
ROW 3	3 Ashley HARGREAVES	26 Bill RICHARDS
ROW 2	44 Rod BIRLEY	74 Gavin THOMSON
ROW 1	6 Mark BIGGERS	67 Raymond BARROW
Pole		
		

Snetterton
Circuit Length = 1.9520 miles

These results are provisional until the conclusion of any judicial and technical matters.

Clerk of Course :		Timekeeper :
-------------------	--	--------------

Dunlop Motorsport News Saloon Car Championship

RACE 12 - CLASSIFICATION

POS	NO	CL	NAME	ENTRY	LAPS	TIME	GAP	DIFF	MPH	BEST	ON
1	6	A	Mark BIGGERS	Nissan Skyline R33 GTR	9	11:14.534			93.75	1:13.230	3
2	44	A	Rod BIRLEY	Ford Escort WRC	9	11:22.180	7.646	7.646	92.70	1:14.547	4
3	67	B	Raymond BARROW	Ford Escort RS2000	9	12:14.680	1:00.146	52.500	86.08	1:20.355	9
4	74	C	Gavin THOMSON	Peugeot 205	9	12:21.488	1:06.954	6.808	85.29	1:20.828	9
5	34	B	Stephen DANN	VW Golf	9	12:39.611	1:25.077	18.123	83.25	1:22.597	7
6	26	C	Bill RICHARDS	Rover Mini Clubman	8	11:15.312	1 lap	1 lap	83.24	1:21.807	3
7	97	D	Andy WOODS-DEAN	Renault Megane Coupe	8	11:15.577	1 lap	0.265	83.21	1:22.366	5
8	36	A	Paul EVE	Ford Sierra Sapphire	8	11:18.230	1 lap	2.653	82.88	1:22.392	5
9	90	E	Richard BRENT	Peugeot 205 Gti	8	11:41.702	1 lap	23.472	80.11	1:24.978	3
10	87	E	Graham RICHARDSON	Vauxhall Nova	8	12:03.213	1 lap	21.511	77.73	1:27.445	6
11	19	B	David HUGHES	Ford Sierra	8	12:05.233	1 lap	2.020	77.51	1:28.052	2
NOT CLASSIFIED											
DQ	3	B	Ashley HARGREAVES	Peugeot 306 Gti 6	8	11:12.273			83.62		4
FASTEST LAP											
6	A	Mark BIGGERS	Nissan Skyline R33 GTR		3	1:13.230		95.95 mph		154.43 kph	
67	B	Raymond BARROW	Ford Escort RS2000		9	1:20.355		87.45 mph		140.73 kph	
74	C	Gavin THOMSON	Peugeot 205		9	1:20.828		86.93 mph		139.91 kph	
97	D	Andy WOODS-DEAN	Renault Megane Coupe		5	1:22.366		85.31 mph		137.30 kph	
90	E	Richard BRENT	Peugeot 205 Gti		3	1:24.978		82.69 mph		133.08 kph	

Car 3 not running at the showing of the red flag

Weather / Track : Cloudy / Dry

These results are provisional until the conclusion of any judicial and technical matters.

Snetterton

Circuit Length = 1.9520 miles

Start: 10:20 End: 10:35

Clerk of Course :		Timekeeper :
-------------------	--	--------------

Dunlop Motorsport News Saloon Car Championship

RACE 12 - LAP CHART

Lap 1			Lap 2			Lap 3			Lap 4			Lap 5		
No	Behind	Laptime	No	Behind	Laptime	No	Behind	Laptime	No	Behind	Laptime	No	Behind	Laptime
6		1:17.318	6		1:13.627	6		1:13.230	6		1:14.557	6		1:13.427
44	4.116	1:21.434	44	6.541	1:16.052	44	8.157	1:14.846	44	8.147	1:14.547	44	9.952	1:15.232
67	5.792	1:23.110	67	12.576	1:20.411	67	21.821	1:22.475	67	29.502	1:22.238	67	37.838	1:21.763
74	12.287	1:29.605	74	22.017	1:23.357	74	30.735	1:21.948	74	37.099	1:20.921	74	45.576	1:21.904
34	13.647	1:30.965	34	23.994	1:23.974	34	34.019	1:23.255	34	43.172	1:23.710	34	52.850	1:23.105
90	14.947	1:32.265	26	25.729	1:23.391	26	34.306	1:21.807	26	44.451	1:24.702	26	53.403	1:22.379
97	15.830	1:33.148	90	27.214	1:25.894	97	37.992	1:23.655	97	46.078	1:22.643	97	55.017	1:22.366
26	15.965	1:33.283	97	27.567	1:25.364	90	38.962	1:24.978	36	47.731	1:23.223	36	56.696	1:22.392
36	17.134	1:34.452	36	29.160	1:25.653	36	39.065	1:23.135	90	51.402	1:26.997	90	1:05.014	1:27.039
87	19.184	1:36.502	87	34.537	1:28.980	19	54.209	1:31.797	19	1:09.302	1:29.650			
19	21.217	1:38.535	19	35.642	1:28.052	87	55.030	1:33.723	87	1:09.851	1:29.378			

Weather / Track : Cloudy / Dry

Snetterton
Circuit Length = 1.9520 miles
Start: 10:20 End: 10:35

Dunlop Motorsport News Saloon Car Championship

RACE 12 - LAP CHART

Lap 6			Lap 7			Lap 8			Lap 9		
No	Behind	Laptime	No	Behind	Laptime	No	Behind	Laptime	No	Behind	Laptime
6		1:15.336	6		1:15.978	6		1:15.254	6		1:15.807
44	9.986	1:15.370	90	1 LAP	1:27.246	44	8.552	1:15.249	26	1 LAP	1:23.795
19	1 LAP	1:29.450	44	8.557	1:14.549	90	1 LAP	1:30.085	97	1 LAP	1:23.310
87	1 LAP	1:29.371	87	1 LAP	1:27.445	87	1 LAP	1:28.033	36	1 LAP	1:22.809
67	44.574	1:22.072	19	1 LAP	1:29.482	19	1 LAP	1:29.308	44	7.646	1:14.901
74	51.226	1:20.986	67	49.923	1:21.327	67	55.598	1:20.929	90	1 LAP	1:27.198
34	1:00.999	1:23.485	74	56.205	1:20.957	74	1:01.933	1:20.982	87	1 LAP	1:29.781
26	1:01.550	1:23.483	34	1:07.618	1:22.597	34	1:15.758	1:23.394	19	1 LAP	1:28.959
97	1:02.264	1:22.583	26	1:08.044	1:22.472				67	1:00.146	1:20.355
36	1:03.979	1:22.619	97	1:08.794	1:22.508				74	1:06.954	1:20.828
			36	1:11.948	1:23.947				34	1:25.077	1:25.126

Weather / Track : Cloudy / Dry

Snetterton
 Circuit Length = 1.9520 miles
 Start: 10:20 End: 10:35

Thoroughbred Sports Car Championship

QUALIFYING - RACE 7 - CLASSIFICATION

POS	NO	CL	NAME	ENTRY	TIME	ON	LAPS	GAP	DIFF	MPH
1	92	D	Roy MCCARTHY	MGB GT V8	1:19.640	11	11			88.23
2	91	D	Philip GODDARD	Morgan Plus 8	1:20.196	11	11	0.556	0.556	87.62
3	86	D	Simon GARRAD	Jaguar D-Type Replica	1:20.849	2	8	1.209	0.653	86.91
4	99	D	Alan WICKENDEN	Morgan Plus 8	1:21.249	9	10	1.609	0.400	86.48
5	1	D	Chris ACKLAM	Morgan Plus 8	1:21.783	8	8	2.143	0.534	85.92
6	64	C	Josh FILES	Triumph TR6	1:22.980	7	11	3.340	1.197	84.68
7	30	B	Steve WATTON	Lotus Elan S3	1:23.555	7	9	3.915	0.575	84.10
8	51	B	Russell MCCARTHY	MGB Roadster	1:24.116	8	9	4.476	0.561	83.54
9	81	C	Tim FALCE	Jaguar Ram 'D' Type Replica	1:24.214	11	11	4.574	0.098	83.44
10	97	D	Roger CONNELL	TVR Griffith	1:24.287	6	11	4.647	0.073	83.37
11	87	D	Tony LEES	Morgan Plus 8	1:24.308	4	4	4.668	0.021	83.35
12	26	B	Peter BARNARD	Elva Courier Mk.1	1:24.405	6	6	4.765	0.097	83.25
13	66	C	Simon CRIPPS	MGB GT V8	1:24.599	7	10	4.959	0.194	83.06
14	55	C	Rob SPENCER	MG BGT V8	1:24.722	9	10	5.082	0.123	82.94
15	95	D	John WILKES	Jaguar D-Type replica	1:24.762	10	10	5.122	0.040	82.90
16	57	C	Alan CHARLTON	Triumph TR6	1:25.022	11	11	5.382	0.260	82.65
17	82	C	Sharlie GODDARD	Morgan Plus 8	1:25.158	3	8	5.518	0.136	82.51
18	75	C	Adam CUNNINGTON	Austin Healey Sprite	1:25.235	10	10	5.595	0.077	82.44
19	73	C	Roger WHITESIDE	Morgan Roadster	1:25.528	6	10	5.888	0.293	82.16
20	28	B	Joe PARRINGTON	MG BGT V8	1:26.791	9	10	7.151	1.263	80.96
21	36	B	Colin JONES	MGA Twin Cam	1:26.852	10	10	7.212	0.061	80.90
22	33	B	Max CAWTHORN	MGB Roadster	1:27.144	10	10	7.504	0.292	80.63
23	35	B	John YEA	MGB Roadster	1:27.506	7	10	7.866	0.362	80.30
24	90	D	Rob ROODHOUSE	Triumph TR6	1:29.191	8	10	9.551	1.685	78.78
25	13	A	Michal PAVLIK	Morgan 4/4 Competition	1:31.511	6	10	11.871	2.320	76.78
26	11	A	Martyn CLEWS	MG Midget	1:36.243	7	9	16.603	4.732	73.01
27	14	A	Barry PROUD	MGB Roadster	1:36.753	5	9	17.113	0.510	72.62
28	7	A	Brian PLAYFORD	MGB Roadster	1:36.810	6	9	17.170	0.057	72.58

Car 26 - Please fit timing transponder

Car 95 - Please fit regulation side numbers

Weather / Track : Bright / Dry

These results are provisional until the conclusion of any judicial and technical matters.

Snetterton

Circuit Length = 1.9520 miles

Start: 11:21 End: 11:38

Clerk of Course :

Timekeeper :

Thoroughbred Sports Car Championship

QUALIFYING - RACE 7 - LAP ANALYSIS

1	Chris ACKLAM		D Morgan Plus 8				
1 -	1:34.729	+ 12.946	11:22:53.118	5 -	1:22.157	+ 0.374	11:28:26.266
2 -	1:23.505	+ 1.722	11:24:16.623	6 -	1:22.046	+ 0.263	11:29:48.312
3 -	1:23.404	+ 1.621	11:25:40.027	7 -	1:22.293	+ 0.510	11:31:10.605
4 -	1:24.082	+ 2.299	11:27:04.109	8 -	1:21.783		11:32:32.388
7	Brian PLAYFORD		A MGB Roadster - Business Electronics				
1 -	1:50.219	+ 13.409	11:24:01.640	6 -	1:36.810		11:32:10.643
2 -	1:38.151	+ 1.341	11:25:39.791	7 -	1:38.829	+ 2.019	11:33:49.472
3 -	1:38.828	+ 2.018	11:27:18.619	8 -	1:36.988	+ 0.178	11:35:26.460
4 -	1:37.473	+ 0.663	11:28:56.092	9 -	1:37.004	+ 0.194	11:37:03.464
5 -	1:37.741	+ 0.931	11:30:33.833				
11	Martyn CLEWS		A MG Midget				
1 -	1:47.757	+ 11.514	11:23:49.991	6 -	1:36.943	+ 0.700	11:32:07.532
2 -	1:43.485	+ 7.242	11:25:33.476	7 -	1:36.243		11:33:43.775
3 -	1:38.959	+ 2.716	11:27:12.435	8 -	1:38.020	+ 1.777	11:35:21.795
4 -	1:39.378	+ 3.135	11:28:51.813	9 -	1:37.642	+ 1.399	11:36:59.437
5 -	1:38.776	+ 2.533	11:30:30.589				
13	Michal PAVLIK		A Morgan 4/4 Competition				
1 -	1:48.236	+ 16.725	11:23:33.586	6 -	1:31.511		11:31:20.461
2 -	1:34.544	+ 3.033	11:25:08.130	7 -	1:32.460	+ 0.949	11:32:52.921
3 -	1:34.969	+ 3.458	11:26:43.099	8 -	1:36.319	+ 4.808	11:34:29.240
4 -	1:33.707	+ 2.196	11:28:16.806	9 -	1:34.291	+ 2.780	11:36:03.531
5 -	1:32.144	+ 0.633	11:29:48.950	10 -	1:33.304	+ 1.793	11:37:36.835
14	Barry PROUD		A MGB Roadster				
1 -	1:49.687	+ 12.934	11:23:57.749	6 -	1:36.803	+ 0.050	11:32:12.682
2 -	1:41.147	+ 4.394	11:25:38.896	7 -	1:41.781	+ 5.028	11:33:54.463
3 -	1:41.647	+ 4.894	11:27:20.543	8 -	1:37.925	+ 1.172	11:35:32.388
4 -	1:38.583	+ 1.830	11:28:59.126	9 -	1:37.754	+ 1.001	11:37:10.142
5 -	1:36.753		11:30:35.879				
26	Peter BARNARD		B Elva Courier Mk.1				
1 -	1:31.884	+ 7.479	11:25:07.717	4 -	1:30.823	+ 6.418	11:29:29.197
2 -	1:26.000	+ 1.595	11:26:33.717	5 -	1:24.675	+ 0.270	11:30:53.872
3 -	1:24.657	+ 0.252	11:27:58.374	6 -	1:24.405		11:32:18.277
28	Joe PARRINGTON		B MG BGT V8				
1 -	1:45.374	+ 18.583	11:23:32.422	6 -	1:27.421	+ 0.630	11:30:52.574
2 -	1:30.194	+ 3.403	11:25:02.616	7 -	1:27.622	+ 0.831	11:32:20.196
3 -	1:27.236	+ 0.445	11:26:29.852	8 -	1:28.578	+ 1.787	11:33:48.774
4 -	1:27.450	+ 0.659	11:27:57.302	9 -	1:26.791		11:35:15.565
5 -	1:27.851	+ 1.060	11:29:25.153	10 -	1:26.942	+ 0.151	11:36:42.507
30	Steve WATTON		B Lotus Elan S3 - Adroit Construction plc				
1 -	1:55.124	+ 31.569	11:23:36.941	6 -	1:24.047	+ 0.492	11:31:50.739
2 -	2:24.461	+ 1:00.906	11:26:01.402	7 -	1:23.555		11:33:14.294
3 -	1:30.826	+ 7.271	11:27:32.228	8 -	1:23.939	+ 0.384	11:34:38.233
4 -	1:25.528	+ 1.973	11:28:57.756	9 -	1:24.369	+ 0.814	11:36:02.602
5 -	1:28.936	+ 5.381	11:30:26.692				
33	Max CAWTHORN		B MGB Roadster				
1 -	1:38.332	+ 11.188	11:23:51.738	6 -	1:29.412	+ 2.268	11:31:31.741
2 -	1:41.365	+ 14.221	11:25:33.103	7 -	1:27.576	+ 0.432	11:32:59.317
3 -	1:31.243	+ 4.099	11:27:04.346	8 -	1:27.317	+ 0.173	11:34:26.634
4 -	1:29.079	+ 1.935	11:28:33.425	9 -	1:27.194	+ 0.050	11:35:53.828
5 -	1:28.904	+ 1.760	11:30:02.329	10 -	1:27.144		11:37:20.972

Weather / Track : Bright / Dry

Snetterton
Circuit Length = 1.9520 miles
Start: 11:21 End: 11:38

Thoroughbred Sports Car Championship

QUALIFYING - RACE 7 - LAP ANALYSIS

35	John YEA		B MGB Roadster				
1 -	1:40.411	+ 12.905	11:23:44.172	6 -	1:28.039	+ 0.533	11:31:11.180
2 -	1:31.505	+ 3.999	11:25:15.677	7 -	1:27.506		11:32:38.686
3 -	1:28.711	+ 1.205	11:26:44.388	8 -	1:28.507	+ 1.001	11:34:07.193
4 -	1:29.641	+ 2.135	11:28:14.029	9 -	1:28.097	+ 0.591	11:35:35.290
5 -	1:29.112	+ 1.606	11:29:43.141	10 -	1:27.819	+ 0.313	11:37:03.109
36	Colin JONES		B MGA Twin Cam				
1 -	1:53.635	+ 26.783	11:23:20.229	6 -	1:28.185	+ 1.333	11:30:48.523
2 -	1:33.984	+ 7.132	11:24:54.213	7 -	1:27.336	+ 0.484	11:32:15.859
3 -	1:29.721	+ 2.869	11:26:23.934	8 -	1:28.272	+ 1.420	11:33:44.131
4 -	1:28.194	+ 1.342	11:27:52.128	9 -	1:27.328	+ 0.476	11:35:11.459
5 -	1:28.210	+ 1.358	11:29:20.338	10 -	1:26.852		11:36:38.311
51	Russell MCCARTHY		B MGB Roadster				
1 -	1:41.169	+ 17.053	11:24:00.924	6 -	1:25.207	+ 1.091	11:31:49.686
2 -	2:06.041 P	+ 41.925	11:26:06.965	7 -	1:25.892	+ 1.776	11:33:15.578
3 -	1:28.280	+ 4.164	11:27:35.245	8 -	1:24.116		11:34:39.694
4 -	1:24.371	+ 0.255	11:28:59.616	9 -	1:31.997	+ 7.881	11:36:11.691
5 -	1:24.863	+ 0.747	11:30:24.479				
55	Rob SPENCER		C MG BGT V8 - Stenball Construction				
1 -	1:39.218	+ 14.496	11:23:34.286	6 -	1:25.295	+ 0.573	11:30:43.282
2 -	1:26.226	+ 1.504	11:25:00.512	7 -	1:26.185	+ 1.463	11:32:09.467
3 -	1:25.676	+ 0.954	11:26:26.188	8 -	1:25.660	+ 0.938	11:33:35.127
4 -	1:26.047	+ 1.325	11:27:52.235	9 -	1:24.722		11:34:59.849
5 -	1:25.752	+ 1.030	11:29:17.987	10 -	1:26.264	+ 1.542	11:36:26.113
57	Alan CHARLTON		C Triumph TR6				
1 -	1:36.546	+ 11.524	11:22:57.900	7 -	1:26.006	+ 0.984	11:31:41.283
2 -	1:28.056	+ 3.034	11:24:25.956	8 -	1:26.030	+ 1.008	11:33:07.313
3 -	1:28.501	+ 3.479	11:25:54.457	9 -	1:25.581	+ 0.559	11:34:32.894
4 -	1:27.430	+ 2.408	11:27:21.887	10 -	1:25.368	+ 0.346	11:35:58.262
5 -	1:27.022	+ 2.000	11:28:48.909	11 -	1:25.022		11:37:23.284
6 -	1:26.368	+ 1.346	11:30:15.277				
64	Josh FILES		C Triumph TR6				
1 -	1:39.954	+ 16.974	11:23:08.843	7 -	1:22.980		11:31:36.477
2 -	1:26.686	+ 3.706	11:24:35.529	8 -	1:23.395	+ 0.415	11:32:59.872
3 -	1:24.776	+ 1.796	11:26:00.305	9 -	1:23.444	+ 0.464	11:34:23.316
4 -	1:23.490	+ 0.510	11:27:23.795	10 -	1:24.322	+ 1.342	11:35:47.638
5 -	1:25.723	+ 2.743	11:28:49.518	11 -	1:24.582	+ 1.602	11:37:12.220
6 -	1:23.979	+ 0.999	11:30:13.497				
66	Simon CRIPPS		C MGB GT V8				
1 -	1:37.057	+ 12.458	11:23:11.624	6 -	1:24.817	+ 0.218	11:30:17.338
2 -	1:26.290	+ 1.691	11:24:37.914	7 -	1:24.599		11:31:41.937
3 -	1:25.223	+ 0.624	11:26:03.137	8 -	1:25.995	+ 1.396	11:33:07.932
4 -	1:24.611	+ 0.012	11:27:27.748	9 -	1:25.622	+ 1.023	11:34:33.554
5 -	1:24.773	+ 0.174	11:28:52.521	10 -	1:27.481	+ 2.882	11:36:01.035
73	Roger WHITESIDE		C Morgan Roadster				
1 -	1:43.997	+ 18.469	11:23:35.272	6 -	1:25.528		11:30:55.425
2 -	1:33.486	+ 7.958	11:25:08.758	7 -	1:26.483	+ 0.955	11:32:21.908
3 -	1:26.768	+ 1.240	11:26:35.526	8 -	1:28.442	+ 2.914	11:33:50.350
4 -	1:27.443	+ 1.915	11:28:02.969	9 -	1:28.595	+ 3.067	11:35:18.945
5 -	1:26.928	+ 1.400	11:29:29.897	10 -	1:25.664	+ 0.136	11:36:44.609
75	Adam CUNNINGTON		C Austin Healey Sprite				
1 -	1:47.244	+ 22.009	11:24:02.932	6 -	1:29.115	+ 3.880	11:31:28.365
2 -	1:36.752	+ 11.517	11:25:39.684	7 -	1:29.314	+ 4.079	11:32:57.679

Weather / Track : Bright / Dry

Snetterton
Circuit Length = 1.9520 miles
Start: 11:21 End: 11:38

Thoroughbred Sports Car Championship

QUALIFYING - RACE 7 - LAP ANALYSIS

3 -	1:27.233	+ 1.998	11:27:06.917	8 -	1:26.913	+ 1.678	11:34:24.592
4 -	1:26.506	+ 1.271	11:28:33.423	9 -	1:25.633	+ 0.398	11:35:50.225
5 -	1:25.827	+ 0.592	11:29:59.250	10 -	1:25.235		11:37:15.460
81	Tim FALCE		C	Jaguar Ram 'D' Type Replica - EPF Auto Services			
1 -	1:33.595	+ 9.381	11:22:49.172	7 -	1:26.224	+ 2.010	11:31:30.217
2 -	1:27.252	+ 3.038	11:24:16.424	8 -	1:27.277	+ 3.063	11:32:57.494
3 -	1:28.276	+ 4.062	11:25:44.700	9 -	1:25.422	+ 1.208	11:34:22.916
4 -	1:26.648	+ 2.434	11:27:11.348	10 -	1:25.653	+ 1.439	11:35:48.569
5 -	1:26.227	+ 2.013	11:28:37.575	11 -	1:24.214		11:37:12.783
6 -	1:26.418	+ 2.204	11:30:03.993				
82	Sharlie GODDARD		C	Morgan Plus 8			
1 -	1:38.084	+ 12.926	11:23:11.021	5 -	1:26.785	+ 1.627	11:28:55.930
2 -	1:26.440	+ 1.282	11:24:37.461	6 -	1:26.425	+ 1.267	11:30:22.355
3 -	1:25.158		11:26:02.619	7 -	1:25.600	+ 0.442	11:31:47.955
4 -	1:26.526	+ 1.368	11:27:29.145	8 -	1:26.308	+ 1.150	11:33:14.263
86	Simon GARRAD		D	Jaguar D-Type Replica			
1 -	1:29.803	+ 8.954	11:22:51.991	5 -	1:20.938	+ 0.089	11:28:16.848
2 -	1:20.849		11:24:12.840	6 -	1:21.063	+ 0.214	11:29:37.911
3 -	1:21.739	+ 0.890	11:25:34.579	7 -	1:21.341	+ 0.492	11:30:59.252
4 -	1:21.331	+ 0.482	11:26:55.910	8 -	1:20.976	+ 0.127	11:32:20.228
87	Tony LEES		D	Morgan Plus 8 - Avantek Computer			
1 -	1:33.820	+ 9.512	11:22:47.365	3 -	1:25.657	+ 1.349	11:25:38.063
2 -	1:25.041	+ 0.733	11:24:12.406	4 -	1:24.308		11:27:02.371
90	Rob ROODHOUSE		D	Triumph TR6			
1 -	1:51.538	+ 22.347	11:23:34.975	6 -	1:29.392	+ 0.201	11:31:27.588
2 -	1:37.204	+ 8.013	11:25:12.179	7 -	1:34.264	+ 5.073	11:33:01.852
3 -	1:41.622	+ 12.431	11:26:53.801	8 -	1:29.191		11:34:31.043
4 -	1:32.146	+ 2.955	11:28:25.947	9 -	1:29.407	+ 0.216	11:36:00.450
5 -	1:32.249	+ 3.058	11:29:58.196	10 -	1:29.285	+ 0.094	11:37:29.735
91	Philip GODDARD		D	Morgan Plus 8			
1 -	1:51.474	+ 31.278	11:23:28.707	7 -	1:21.110	+ 0.914	11:31:48.158
2 -	1:30.304	+ 10.108	11:24:59.011	8 -	1:20.502	+ 0.306	11:33:08.660
3 -	1:22.926	+ 2.730	11:26:21.937	9 -	1:22.045	+ 1.849	11:34:30.705
4 -	1:21.560	+ 1.364	11:27:43.497	10 -	1:22.392	+ 2.196	11:35:53.097
5 -	1:21.762	+ 1.566	11:29:05.259	11 -	1:20.196		11:37:13.293
6 -	1:21.789	+ 1.593	11:30:27.048				
92	Roy MCCARTHY		D	MGB GT V8			
1 -	1:33.689	+ 14.049	11:23:39.085	7 -	1:20.302	+ 0.662	11:31:44.760
2 -	1:23.749	+ 4.109	11:25:02.834	8 -	1:19.753	+ 0.113	11:33:04.513
3 -	1:20.649	+ 1.009	11:26:23.483	9 -	1:21.181	+ 1.541	11:34:25.694
4 -	1:19.982	+ 0.342	11:27:43.465	10 -	1:20.360	+ 0.720	11:35:46.054
5 -	1:19.808	+ 0.168	11:29:03.273	11 -	1:19.640		11:37:05.694
6 -	1:21.185	+ 1.545	11:30:24.458				
95	John WILKES		D	Jaguar D-Type replica			
1 -	1:37.242	+ 12.480	11:23:38.266	6 -	1:25.285	+ 0.523	11:31:05.151
2 -	1:43.352	+ 18.590	11:25:21.618	7 -	1:24.997	+ 0.235	11:32:30.148
3 -	1:26.712	+ 1.950	11:26:48.330	8 -	1:24.926	+ 0.164	11:33:55.074
4 -	1:26.246	+ 1.484	11:28:14.576	9 -	1:25.907	+ 1.145	11:35:20.981
5 -	1:25.290	+ 0.528	11:29:39.866	10 -	1:24.762		11:36:45.743
97	Roger CONNELL		D	TVR Griffith			
1 -	1:36.127	+ 11.840	11:23:00.389	7 -	1:24.820	+ 0.533	11:31:30.899
2 -	1:25.682	+ 1.395	11:24:26.071	8 -	1:24.969	+ 0.682	11:32:55.868
3 -	1:25.309	+ 1.022	11:25:51.380	9 -	1:25.327	+ 1.040	11:34:21.195

Weather / Track : Bright / Dry

Snetterton
Circuit Length = 1.9520 miles
Start: 11:21 End: 11:38

Thoroughbred Sports Car Championship
QUALIFYING - RACE 7 - LAP ANALYSIS

4 -	1:25.488	+ 1.201	11:27:16.868	10 -	1:25.116	+ 0.829	11:35:46.311
5 -	1:24.924	+ 0.637	11:28:41.792	11 -	1:24.982	+ 0.695	11:37:11.293
6 -	1:24.287		11:30:06.079				
99	Alan WICKENDEN		D Morgan Plus 8				
1 -	1:33.705	+ 12.456	11:23:52.400	6 -	1:21.866	+ 0.617	11:30:49.901
2 -	1:25.859	+ 4.610	11:25:18.259	7 -	1:21.956	+ 0.707	11:32:11.857
3 -	1:23.189	+ 1.940	11:26:41.448	8 -	1:23.167	+ 1.918	11:33:35.024
4 -	1:22.029	+ 0.780	11:28:03.477	9 -	1:21.249		11:34:56.273
5 -	1:24.558	+ 3.309	11:29:28.035	10 -	1:21.760	+ 0.511	11:36:18.033

Weather / Track : Bright / Dry

Snetterton
 Circuit Length = 1.9520 miles
 Start: 11:21 End: 11:38

Thoroughbred Sports Car Championship

RACE 7 - GRID

ROW 14	1:36.753 14 Barry PROUD	1:36.810 7 Brian PLAYFORD
ROW 13	1:31.511 13 Michal PAVLIK	1:36.243 11 Martyn CLEWS
ROW 12	1:27.506 35 John YEA	1:29.191 90 Rob ROODHOUSE
ROW 11	1:26.852 36 Colin JONES	1:27.144 33 Max CAWTHORN
ROW 10	1:25.528 73 Roger WHITESIDE	1:26.791 28 Joe PARRINGTON
ROW 9	1:25.158 82 Sharlie GODDARD	1:25.235 75 Adam CUNNINGTON
ROW 8	1:24.762 95 John WILKES	1:25.022 57 Alan CHARLTON
ROW 7	1:24.599 66 Simon CRIPPS	1:24.722 55 Rob SPENCER
ROW 6	1:24.308 87 Tony LEES	1:24.405 26 Peter BARNARD
ROW 5	1:24.214 81 Tim FALCE	1:24.287 97 Roger CONNEL
ROW 4	1:23.555 30 Steve WATTON	1:24.116 51 Russell MCCARTHY
ROW 3	1:21.783 1 Chris ACKLAM	1:22.980 64 Josh FILES
ROW 2	1:20.849 86 Simon GARRAD	1:21.249 99 Alan WICKENDEN
ROW 1	1:19.640 92 Roy MCCARTHY	1:20.196 91 Philip GODDARD

Pole

Snetterton
Circuit Length = 1.9520 miles

These results are provisional until the conclusion of any judicial and technical matters.

Clerk of Course :

Timekeeper :

Thoroughbred Sports Car Championship

RACE 7 - CLASSIFICATION

POS	NO	CL	NAME	ENTRY	LAPS	TIME	GAP	DIFF	MPH	BEST	ON
1	92	D	Spencer MCCARTHY	MGB GT V8	15	20:33.064			85.48	1:20.458	5
2	91	D	Philip GODDARD	Morgan Plus 8	15	20:48.347	15.283	15.283	84.43	1:21.102	8
3	86	D	Simon GARRAD	Jaguar D-Type Replica	15	20:54.727	21.663	6.380	84.00	1:20.674	4
4	87	D	Tony LEES	Morgan Plus 8	15	20:59.317	26.253	4.590	83.70	1:21.726	9
5	64	C	Josh FILES	Triumph TR6	15	21:01.222	28.158	1.905	83.57	1:22.561	4
6	99	D	Alan WICKENDEN	Morgan Plus 8	15	21:16.052	42.988	14.830	82.60	1:22.326	9
7	66	C	Simon CRIPPS	MGB GT V8	15	21:19.791	46.727	3.739	82.36	1:23.133	4
8	51	B	Russell MCCARTHY	MGB Roadster	15	21:20.738	47.674	0.947	82.30	1:23.442	3
9	30	B	Steve WATTON	Lotus Elan S3	15	21:44.567	1:11.503	23.829	80.79	1:24.194	8
10	95	D	John WILKES	Jaguar D-Type replica	15	21:48.548	1:15.484	3.981	80.55	1:24.587	8
11	55	C	Rob SPENCER	MG BGT V8	14	20:35.706	1 lap	1 lap	79.61	1:24.991	2
12	57	C	Alan CHARLTON	Triumph TR6	14	20:46.935	1 lap	11.229	78.89	1:25.919	8
13	82	C	Sharlie GODDARD	Morgan Plus 8	14	20:47.500	1 lap	0.565	78.86	1:25.851	8
14	26	B	Peter BARNARD	Elva Courier Mk.1	14	20:48.033	1 lap	0.533	78.82	1:25.884	8
15	36	B	Colin JONES	MGA Twin Cam	14	20:52.764	1 lap	4.731	78.53	1:26.999	3
16	81	C	Tim FALCE	Jaguar Ram 'D' Type Replica	14	20:52.878	1 lap	0.114	78.52	1:24.805	2
17	28	B	Joe PARRINGTON	MG BGT V8	14	20:53.843	1 lap	0.965	78.46	1:27.045	6
18	33	B	Max CAWTHORN	MGB Roadster	14	20:58.490	1 lap	4.647	78.17	1:27.821	7
19	90	D	Rob ROODHOUSE	Triumph TR6	14	21:24.558	1 lap	26.068	76.58	1:28.356	6
20	35	B	John YEA	MGB Roadster	14	21:35.084	1 lap	10.526	75.96	1:28.314	6
21	13	A	Michal PAVLIK	Morgan 4/4 Competition	13	20:42.298	2 laps	1 lap	73.53	1:33.297	8
22	7	A	Brian PLAYFORD	MGB Roadster	13	21:23.417	2 laps	41.119	71.17	1:36.113	11
23	11	A	Martyn CLEWS	MG Midget	13	21:24.811	2 laps	1.394	71.10	1:35.969	7
24	14	A	Barry PROUD	MGB Roadster	13	21:28.651	2 laps	3.840	70.88	1:35.592	7
25	97	D	Roger CONNEL	TVR Griffith	12	21:17.969	3 laps	1 lap	65.98	1:24.377	4

NOT CLASSIFIED

DNF	75	C	Adam CUNNINGTON	Austin Healey Sprite	8	11:42.300	7 laps	4 laps	80.04	1:24.985	6
-----	----	---	-----------------	----------------------	---	-----------	--------	--------	-------	----------	---

FASTEST LAP

92	D	Spencer MCCARTHY	MGB GT V8	5	1:20.458	87.33 mph	140.55 kph
64	C	Josh FILES	Triumph TR6	4	1:22.561	85.11 mph	136.97 kph
51	B	Russell MCCARTHY	MGB Roadster	3	1:23.442	84.21 mph	135.53 kph
13	A	Michal PAVLIK	Morgan 4/4 Competition	8	1:33.297	75.31 mph	121.21 kph

Weather / Track : Cloudy / Dry

These results are provisional until the conclusion of any judicial and technical matters.

Snetterton

Circuit Length = 1.9520 miles

Start: 16:27 End: 16:49

Clerk of Course :	Timekeeper :
-------------------	--------------

Thoroughbred Sports Car Championship

RACE 7 - LAP CHART

Lap 1			Lap 2			Lap 3			Lap 4			Lap 5		
No	Behind	Laptime	No	Behind	Laptime	No	Behind	Laptime	No	Behind	Laptime	No	Behind	Laptime
91		1:28.560	92		1:20.546	92		1:21.211	92		1:20.588	92		1:20.458
92	0.299	1:28.859	91	1.491	1:22.336	86	1.690	1:21.042	86	1.776	1:20.674	86	2.677	1:21.359
86	0.681	1:29.241	86	1.859	1:22.023	91	2.939	1:22.659	91	3.590	1:21.239	91	4.403	1:21.271
99	3.551	1:32.111	99	5.573	1:22.867	99	7.727	1:23.365	99	9.686	1:22.547	99	12.884	1:23.656
64	4.598	1:33.158	87	6.311	1:22.483	87	8.359	1:23.259	87	9.828	1:22.057	87	12.909	1:23.539
87	4.673	1:33.233	64	7.378	1:23.625	64	9.173	1:23.006	64	11.146	1:22.561	64	13.506	1:22.818
51	5.128	1:33.688	66	8.330	1:23.488	66	10.339	1:23.220	66	12.884	1:23.133	66	16.065	1:23.639
66	5.687	1:34.247	51	8.942	1:24.659	51	11.173	1:23.442	51	14.028	1:23.443	51	18.690	1:25.120
55	6.821	1:35.381	55	10.967	1:24.991	55	15.360	1:25.604	55	20.785	1:26.013	95	26.804	1:25.926
81	7.268	1:35.828	81	11.228	1:24.805	81	15.511	1:25.494	95	21.336	1:25.189	55	27.198	1:26.871
30	7.702	1:36.262	30	11.752	1:24.895	95	16.735	1:25.288	30	21.745	1:25.338	30	27.345	1:26.058
95	8.163	1:36.723	95	12.658	1:25.340	30	16.995	1:26.454	97	22.170	1:24.377	81	29.741	1:25.716
97	8.390	1:36.950	97	14.662	1:27.117	97	18.381	1:24.930	81	24.483	1:29.560	75	34.439	1:25.264
75	10.057	1:38.617	75	16.867	1:27.655	75	22.168	1:26.512	75	29.633	1:28.053	57	37.721	1:27.673
57	10.128	1:38.688	57	16.992	1:27.709	57	22.949	1:27.168	57	30.506	1:28.145	82	38.407	1:27.488
26	10.932	1:39.492	26	18.005	1:27.918	26	23.693	1:26.899	26	30.985	1:27.880	26	39.056	1:28.529
82	11.777	1:40.337	82	18.599	1:27.667	82	24.092	1:26.704	82	31.377	1:27.873	97	39.974	1:38.262
33	12.694	1:41.254	33	19.755	1:27.906	33	26.402	1:27.858	33	33.943	1:28.129	28	41.308	1:27.739
35	13.164	1:41.724	28	20.046	1:27.690	28	26.843	1:28.008	28	34.027	1:27.772	33	42.297	1:28.812
28	13.201	1:41.761	36	23.176	1:29.217	36	28.964	1:26.999	36	35.933	1:27.557	36	43.179	1:27.704
90	13.985	1:42.545	90	23.566	1:30.426	90	31.487	1:29.132	90	40.291	1:29.392	90	48.967	1:29.134
36	14.804	1:43.364	35	24.218	1:31.899	35	32.547	1:29.540	35	41.267	1:29.308	35	50.465	1:29.656
7	19.761	1:48.321	13	35.139	1:35.271	13	49.093	1:35.165	13	1:02.467	1:33.962	13	1:15.883	1:33.874
11	20.557	1:49.117	7	36.563	1:37.647	7	53.921	1:38.569	7	1:10.674	1:37.341			
13	20.713	1:49.273	14	39.030	1:37.501	14	55.240	1:37.421	11	1:11.786	1:36.576			
14	22.374	1:50.934	11	39.906	1:40.194	11	55.798	1:37.103	14	1:11.951	1:37.299			

Weather / Track : Cloudy / Dry

Snetterton
 Circuit Length = 1.9520 miles
 Start: 16:27 End: 16:49

Thoroughbred Sports Car Championship

RACE 7 - LAP CHART

Lap 6			Lap 7			Lap 8			Lap 9			Lap 10		
No	Behind	Laptime	No	Behind	Laptime	No	Behind	Laptime	No	Behind	Laptime	No	Behind	Laptime
92		1:21.393	92		1:20.951	92		1:21.358	92		1:21.095	92		1:22.487
86	2.686	1:21.402	86	3.031	1:21.296	86	2.783	1:21.110	91	5.880	1:21.899	35	1 LAP	1:35.068
91	4.883	1:21.873	91	5.332	1:21.400	91	5.076	1:21.102	86	12.535	1:30.847	91	7.347	1:23.954
7	1 LAP	1:37.769	13	1 LAP	1:34.741	99	18.493	1:23.180	99	19.724	1:22.326	86	14.828	1:24.780
11	1 LAP	1:38.580	99	16.671	1:23.432	64	19.062	1:22.633	87	19.943	1:21.726	99	20.361	1:23.124
14	1 LAP	1:40.008	87	17.088	1:23.604	87	19.312	1:23.582	64	20.722	1:22.755	87	20.817	1:23.361
99	14.190	1:22.699	64	17.787	1:23.545	13	1 LAP	1:35.403	66	27.996	1:24.477	64	21.673	1:23.438
87	14.435	1:22.919	66	22.045	1:24.534	66	24.614	1:23.927	51	32.816	1:24.465	66	31.307	1:25.798
64	15.193	1:23.080	7	1 LAP	1:37.439	51	29.446	1:25.990	13	1 LAP	1:33.297	51	36.653	1:26.324
66	18.462	1:23.790	11	1 LAP	1:36.471	7	1 LAP	1:36.242	95	43.690	1:25.606	13	1 LAP	1:35.006
51	21.479	1:24.182	51	24.814	1:24.286	11	1 LAP	1:35.969	30	44.789	1:25.624	95	47.902	1:26.699
95	31.437	1:26.026	14	1 LAP	1:37.213	95	39.179	1:24.587	55	51.436	1:27.757	30	49.228	1:26.926
55	32.052	1:26.247	95	35.950	1:25.464	30	40.260	1:24.194	7	1 LAP	1:36.852	55	58.684	1:29.735
30	32.545	1:26.593	30	37.424	1:25.830	14	1 LAP	1:35.592	11	1 LAP	1:36.589	57	1:09.223	1:31.572
81	33.696	1:25.348	55	38.580	1:27.479	55	44.774	1:27.552	14	1 LAP	1:36.046	82	1:10.992	1:32.556
75	38.031	1:24.985	81	38.790	1:26.045	75	46.936	1:25.761	97	55.876	1:26.334	7	1 LAP	1:40.227
57	42.454	1:26.126	75	42.533	1:25.453	97	50.637	1:24.753	57	1:00.138	1:28.341	11	1 LAP	1:40.712
97	43.040	1:24.459	97	47.242	1:25.153	57	52.892	1:25.919	82	1:00.923	1:28.257	26	1:12.819	1:26.725
82	43.076	1:26.062	57	48.331	1:26.828	82	53.761	1:25.851	26	1:08.581	1:35.423	14	1 LAP	1:40.445
26	44.147	1:26.484	82	49.268	1:27.143	26	54.253	1:25.884	36	1:10.372	1:29.819	36	1:17.341	1:29.456
28	46.960	1:27.045	26	49.727	1:26.531	36	1:01.648	1:27.266	33	1:11.770	1:29.737	28	1:18.242	1:28.889
36	48.833	1:27.047	28	54.341	1:28.332	28	1:02.526	1:29.543	28	1:11.840	1:30.409	33	1:18.703	1:29.420
33	49.608	1:28.704	36	55.740	1:27.858	33	1:03.128	1:28.008	81	1:12.477	1:29.179	81	1:18.948	1:28.958
90	55.930	1:28.356	33	56.478	1:27.821	81	1:04.393	1:46.961	90	1:21.805	1:31.944			
35	57.386	1:28.314	90	1:03.860	1:28.881	90	1:10.956	1:28.454						
			35	1:05.397	1:28.962	35	1:13.856	1:29.817						

Weather / Track : Cloudy / Dry

Snetterton
Circuit Length = 1.9520 miles
Start: 16:27 End: 16:49

Thoroughbred Sports Car Championship

RACE 7 - LAP CHART

Lap 11			Lap 12			Lap 13			Lap 14			Lap 15		
No	Behind	Laptime	No	Behind	Laptime	No	Behind	Laptime	No	Behind	Laptime	No	Behind	Laptime
92		1:22.038	92		1:23.514	92		1:22.658	92		1:22.886	92		1:23.022
90	1 LAP	1:31.656	36	1 LAP	1:30.369	57	1 LAP	1:29.735	57	1 LAP	1:29.381	55	1 LAP	1:29.767
91	10.052	1:24.743	28	1 LAP	1:30.822	82	1 LAP	1:29.921	82	1 LAP	1:28.987	13	2 LAPS	1:33.365
86	17.072	1:24.282	81	1 LAP	1:30.759	26	1 LAP	1:31.008	26	1 LAP	1:28.146	57	1 LAP	1:28.741
35	1 LAP	1:34.484	11	2 LAPS	1:40.094	36	1 LAP	1:28.127	36	1 LAP	1:28.894	82	1 LAP	1:28.614
87	22.171	1:23.392	33	1 LAP	1:33.916	81	1 LAP	1:26.802	81	1 LAP	1:28.721	26	1 LAP	1:28.615
64	23.523	1:23.888	7	2 LAPS	1:41.494	28	1 LAP	1:27.457	91	14.280	1:22.902	91	15.283	1:24.025
66	35.927	1:26.658	14	2 LAPS	1:41.454	33	1 LAP	1:29.567	28	1 LAP	1:30.326	36	1 LAP	1:29.087
99	39.160	1:40.837	91	11.790	1:25.252	91	14.264	1:25.132	33	1 LAP	1:28.723	81	1 LAP	1:28.702
51	40.442	1:25.827	86	18.770	1:25.212	7	2 LAPS	1:36.113	86	21.737	1:23.621	28	1 LAP	1:28.050
95	55.448	1:29.584	90	1 LAP	1:33.530	86	21.002	1:24.890	87	25.423	1:24.622	86	21.663	1:22.948
30	55.976	1:28.786	87	22.323	1:23.666	11	2 LAPS	1:37.271	64	27.497	1:24.211	33	1 LAP	1:28.635
13	1 LAP	1:34.429	64	24.219	1:24.210	87	23.687	1:24.022	7	2 LAPS	1:36.969	87	26.253	1:23.852
55	1:06.963	1:30.317	35	1 LAP	1:34.739	14	2 LAPS	1:37.097	11	2 LAPS	1:36.467	64	28.158	1:23.683
57	1:18.094	1:30.909	66	38.285	1:25.872	64	26.172	1:24.611	97	3 LAPS	1:29.991	99	42.988	1:24.893
82	1:18.994	1:30.040	99	39.835	1:24.189	97	3 LAPS	5:04.508	14	2 LAPS	1:37.505	97	3 LAPS	1:31.135
26	1:19.280	1:28.499	51	41.838	1:24.910	90	1 LAP	1:35.004	90	1 LAP	1:32.619	66	46.727	1:27.225
			95	1:00.795	1:28.861	35	1 LAP	1:33.762	99	41.117	1:23.343	51	47.674	1:25.146
			30	1:00.979	1:28.517	66	40.397	1:24.770	66	42.524	1:25.013	7	2 LAPS	1:38.434
			13	1 LAP	1:34.316	99	40.660	1:23.483	51	45.550	1:24.622	90	1 LAP	1:33.485
			55	1:12.507	1:29.058	51	43.814	1:24.634	35	1 LAP	1:34.002	11	2 LAPS	1:39.668
						30	1:06.170	1:27.849	30	1:09.043	1:25.759	14	2 LAPS	1:40.136
						95	1:06.350	1:28.213	95	1:10.749	1:27.285	35	1 LAP	1:33.809
						55	1:18.783	1:28.934				30	1:11.503	1:25.482
						13	1 LAP	1:34.196				95	1:15.484	1:27.757

Weather / Track : Cloudy / Dry

Snetterton
 Circuit Length = 1.9520 miles
 Start: 16:27 End: 16:49

Drayton Manor Park Metro Cup

QUALIFYING - RACE 8 - CLASSIFICATION

POS	NO	CL	NAME	ENTRY	TIME	ON	LAPS	GAP	DIFF	MPH
1	28	C	Mike WILLIAMS	Rover 100	1:28.411	6	8			79.48
2	69	C	James DUNKLEY	MG Metro Turbo	1:28.419	9	10	0.008	0.008	79.47
3	1	C	Andrew ASHTON	Rover Metro GTi	1:28.546	7	9	0.135	0.127	79.36
4	79	C	Paul ASHTON	MG Metro	1:28.721	8	10	0.310	0.175	79.20
5	7	C	Tony HOWE	MG Metro Turbo	1:29.885	10	10	1.474	1.164	78.17
6	96	C	David Javes	MG Metro	1:30.189	9	10	1.778	0.304	77.91
7	88	B	Neal GARDINER	Rover Metro	1:30.821	9	10	2.410	0.632	77.37
8	37	C	Michael HARRIS	MG Metro	1:31.210	10	10	2.799	0.389	77.04
9	65	B	Lee MCNAMARA	MG Metro	1:31.466	7	8	3.055	0.256	76.82
10	19	B	Tom SANDERSON	Rover Metro GTi	1:32.806	3	5	4.395	1.340	75.71
11	43	B	James WEBB	Rover Metro GTi	1:32.854	9	10	4.443	0.048	75.67
12	32	C	Tony DOWLER	MG Metro	1:33.161	9	10	4.750	0.307	75.42
13	49	C	Richard GARRARD	MG Metro Turbo	1:33.614	8	9	5.203	0.453	75.06
14	51	B	Derek FACER	MG Metro	1:33.888	9	9	5.477	0.274	74.84
15	10	B	Miles GENTLE	Rover Metro GTi	1:34.664	8	9	6.253	0.776	74.23
16	16	C	Chris Astley	Roversport Metro Gti	1:34.995	9	9	6.584	0.331	73.97
17	45	D	Simon WILSON	Rover Metro GTi 16v	1:35.983	9	9	7.572	0.988	73.21
18	87	B	Steve DOWLER	MG Metro	1:38.396	6	7	9.985	2.413	71.41
19	30	B	Oliver HOOD	Rover 100	1:39.276	6	8	10.865	0.880	70.78
20	44	B	Matt RUSHFORTH	Rover Metro GTi	1:39.554	2	2	11.143	0.278	70.58
21	33	A	Jonathan WOODCOCK	MG Metro	1:43.073	6	9	14.662	3.519	68.17

Weather / Track : Bright / Dry
 These results are provisional until the conclusion of any judicial and technical matters.

Snetterton
 Circuit Length = 1.9520 miles
 Start: 11:44 End: 12:01

Clerk of Course :		Timekeeper :
-------------------	--	--------------

Drayton Manor Park Metro Cup

QUALIFYING - RACE 8 - LAP ANALYSIS

1	Andrew ASHTON		C Rover Metro GTi - Team Purple Helmet				
1 -	1:54.697	+ 26.151	11:48:05.819	6 -	1:32.196	+ 3.650	11:55:40.466
2 -	1:32.124	+ 3.578	11:49:37.943	7 -	1:28.546		11:57:09.012
3 -	1:31.541	+ 2.995	11:51:09.484	8 -	1:28.888	+ 0.342	11:58:37.900
4 -	1:28.810	+ 0.264	11:52:38.294	9 -	1:28.920	+ 0.374	12:00:06.820
5 -	1:29.976	+ 1.430	11:54:08.270				
7	Tony HOWE		C MG Metro Turbo - Doff Garden Products				
1 -	1:43.712	+ 13.827	11:47:12.846	6 -	1:32.412	+ 2.527	11:54:55.065
2 -	1:33.517	+ 3.632	11:48:46.363	7 -	1:31.121	+ 1.236	11:56:26.186
3 -	1:32.790	+ 2.905	11:50:19.153	8 -	1:31.022	+ 1.137	11:57:57.208
4 -	1:32.342	+ 2.457	11:51:51.495	9 -	1:30.769	+ 0.884	11:59:27.977
5 -	1:31.158	+ 1.273	11:53:22.653	10 -	1:29.885		12:00:57.862
10	Miles GENTLE		B Rover Metro GTi				
1 -	1:49.216	+ 14.552	11:47:16.796	6 -	1:36.605	+ 1.941	11:55:26.697
2 -	1:38.522	+ 3.858	11:48:55.318	7 -	1:39.414	+ 4.750	11:57:06.111
3 -	1:39.108	+ 4.444	11:50:34.426	8 -	1:34.664		11:58:40.775
4 -	1:36.900	+ 2.236	11:52:11.326	9 -	1:34.865	+ 0.201	12:00:15.640
5 -	1:38.766	+ 4.102	11:53:50.092				
16	Chris Astley		C Roversport Metro Gti - Ecurie Astley				
1 -	1:46.042	+ 11.047	11:47:17.447	6 -	1:36.802	+ 1.807	11:55:26.210
2 -	1:40.173	+ 5.178	11:48:57.620	7 -	1:35.544	+ 0.549	11:57:01.754
3 -	1:38.212	+ 3.217	11:50:35.832	8 -	1:35.989	+ 0.994	11:58:37.743
4 -	1:36.069	+ 1.074	11:52:11.901	9 -	1:34.995		12:00:12.738
5 -	1:37.507	+ 2.512	11:53:49.408				
19	Tom SANDERSON		B Rover Metro GTi				
1 -	1:37.355	+ 4.549	11:47:02.162	4 -	1:33.317	+ 0.511	11:51:43.260
2 -	1:34.975	+ 2.169	11:48:37.137	5 -	1:34.453	+ 1.647	11:53:17.713
3 -	1:32.806		11:50:09.943				
28	Mike WILLIAMS		C Rover 100 - NetLogic IT .co.uk				
1 -	1:51.477	+ 23.066	11:46:26.721	5 -	1:28.642	+ 0.231	11:55:37.149
2 -	4:26.762 P	+ 2:58.351	11:50:53.483	6 -	1:28.411		11:57:05.560
3 -	1:46.197	+ 17.786	11:52:39.680	7 -	1:31.126	+ 2.715	11:58:36.686
4 -	1:28.827	+ 0.416	11:54:08.507	8 -	1:28.938	+ 0.527	12:00:05.624
30	Oliver HOOD		B Rover 100				
1 -	1:49.339	+ 10.063	11:48:09.081	5 -	1:39.768	+ 0.492	11:54:57.946
2 -	1:42.033	+ 2.757	11:49:51.114	6 -	1:39.276		11:56:37.222
3 -	1:45.420	+ 6.144	11:51:36.534	7 -	1:42.179	+ 2.903	11:58:19.401
4 -	1:41.644	+ 2.368	11:53:18.178	8 -	1:43.255	+ 3.979	12:00:02.656
32	Tony DOWLER		C MG Metro				
1 -	1:48.867	+ 15.706	11:46:46.985	6 -	1:34.464	+ 1.303	11:54:43.762
2 -	1:36.852	+ 3.691	11:48:23.837	7 -	1:35.371	+ 2.210	11:56:19.133
3 -	1:33.550	+ 0.389	11:49:57.387	8 -	1:33.914	+ 0.753	11:57:53.047
4 -	1:36.159	+ 2.998	11:51:33.546	9 -	1:33.161		11:59:26.208
5 -	1:35.752	+ 2.591	11:53:09.298	10 -	1:33.234	+ 0.073	12:00:59.442
33	Jonathan WOODCOCK		A MG Metro				
1 -	1:53.567	+ 10.494	11:47:12.833	6 -	1:43.073		11:55:50.148
2 -	1:43.382	+ 0.309	11:48:56.215	7 -	1:44.697	+ 1.624	11:57:34.845
3 -	1:43.876	+ 0.803	11:50:40.091	8 -	1:44.172	+ 1.099	11:59:19.017
4 -	1:43.431	+ 0.358	11:52:23.522	9 -	1:50.444	+ 7.371	12:01:09.461
5 -	1:43.553	+ 0.480	11:54:07.075				
37	Michael HARRIS		C MG Metro				
1 -	1:50.077	+ 18.867	11:46:28.725	6 -	1:33.544	+ 2.334	11:54:26.437

Weather / Track : Bright / Dry

Snetterton
Circuit Length = 1.9520 miles
Start: 11:44 End: 12:01

Drayton Manor Park Metro Cup

QUALIFYING - RACE 8 - LAP ANALYSIS

2 -	1:39.828	+ 8.618	11:48:08.553	7 -	1:32.539	+ 1.329	11:55:58.976
3 -	1:33.520	+ 2.310	11:49:42.073	8 -	1:35.218	+ 4.008	11:57:34.194
4 -	1:34.161	+ 2.951	11:51:16.234	9 -	1:32.358	+ 1.148	11:59:06.552
5 -	1:36.659	+ 5.449	11:52:52.893	10 -	1:31.210		12:00:37.762
43	James WEBB			B Rover Metro GTi			
1 -	1:46.185	+ 13.331	11:46:48.504	6 -	1:33.085	+ 0.231	11:54:43.950
2 -	1:36.369	+ 3.515	11:48:24.873	7 -	1:34.467	+ 1.613	11:56:18.417
3 -	1:33.218	+ 0.364	11:49:58.091	8 -	1:33.457	+ 0.603	11:57:51.874
4 -	1:38.079	+ 5.225	11:51:36.170	9 -	1:32.854		11:59:24.728
5 -	1:34.695	+ 1.841	11:53:10.865	10 -	1:33.215	+ 0.361	12:00:57.943
44	Matt RUSHFORTH			B Rover Metro GTi - rushmotorsport/DP2 Motorsport			
1 -	1:46.362	+ 6.808	11:46:57.602	2 -	1:39.554		11:48:37.156
45	Simon WILSON			D Rover Metro GTi 16v			
1 -	1:48.421	+ 12.438	11:47:09.397	6 -	1:36.382	+ 0.399	11:55:17.482
2 -	1:38.210	+ 2.227	11:48:47.607	7 -	1:36.848	+ 0.865	11:56:54.330
3 -	1:38.138	+ 2.155	11:50:25.745	8 -	1:36.126	+ 0.143	11:58:30.456
4 -	1:37.847	+ 1.864	11:52:03.592	9 -	1:35.983		12:00:06.439
5 -	1:37.508	+ 1.525	11:53:41.100				
49	Richard GARRARD			C MG Metro Turbo			
1 -	1:46.174	+ 12.560	11:46:55.061	6 -	1:36.319	+ 2.705	11:54:57.691
2 -	1:38.069	+ 4.455	11:48:33.130	7 -	1:34.463	+ 0.849	11:56:32.154
3 -	1:35.449	+ 1.835	11:50:08.579	8 -	1:33.614		11:58:05.768
4 -	1:37.216	+ 3.602	11:51:45.795	9 -	1:34.530	+ 0.916	11:59:40.298
5 -	1:35.577	+ 1.963	11:53:21.372				
51	Derek FACER			B MG Metro - Keder Greenhouses			
1 -	1:52.856	+ 18.968	11:47:31.993	6 -	1:37.001	+ 3.113	11:55:52.354
2 -	1:34.358	+ 0.470	11:49:06.351	7 -	1:36.360	+ 2.472	11:57:28.714
3 -	1:34.505	+ 0.617	11:50:40.856	8 -	1:34.628	+ 0.740	11:59:03.342
4 -	1:51.266	+ 17.378	11:52:32.122	9 -	1:33.888		12:00:37.230
5 -	1:43.231	+ 9.343	11:54:15.353				
65	Lee MCNAMARA			B MG Metro - G.M.Recycling			
1 -	1:53.630	+ 22.164	11:46:53.895	5 -	1:32.470	+ 1.004	11:53:24.128
2 -	1:39.254	+ 7.788	11:48:33.149	6 -	1:32.053	+ 0.587	11:54:56.181
3 -	1:38.255	+ 6.789	11:50:11.404	7 -	1:31.466		11:56:27.647
4 -	1:40.254	+ 8.788	11:51:51.658	8 -	1:31.991	+ 0.525	11:57:59.638
69	James DUNKLEY			C MG Metro Turbo - Willersey Provisions			
1 -	1:47.888	+ 19.469	11:46:54.629	6 -	1:31.458	+ 3.039	11:54:41.682
2 -	1:39.057	+ 10.638	11:48:33.686	7 -	1:30.596	+ 2.177	11:56:12.278
3 -	1:33.454	+ 5.035	11:50:07.140	8 -	1:29.002	+ 0.583	11:57:41.280
4 -	1:29.166	+ 0.747	11:51:36.306	9 -	1:28.419		11:59:09.699
5 -	1:33.918	+ 5.499	11:53:10.224	10 -	1:28.495	+ 0.076	12:00:38.194
79	Paul ASHTON			C MG Metro - Team Purple Helmet			
1 -	1:45.540	+ 16.819	11:46:36.261	6 -	1:30.315	+ 1.594	11:54:13.156
2 -	1:33.119	+ 4.398	11:48:09.380	7 -	1:29.636	+ 0.915	11:55:42.792
3 -	1:31.622	+ 2.901	11:49:41.002	8 -	1:28.721		11:57:11.513
4 -	1:31.101	+ 2.380	11:51:12.103	9 -	1:28.895	+ 0.174	11:58:40.408
5 -	1:30.738	+ 2.017	11:52:42.841	10 -	1:28.758	+ 0.037	12:00:09.166
87	Steve DOWLER			B MG Metro			
1 -	1:55.423	+ 17.027	11:47:10.274	5 -	1:43.736	+ 5.340	11:54:46.782
2 -	2:15.335	+ 36.939	11:49:25.609	6 -	1:38.396		11:56:25.178
3 -	1:49.270	+ 10.874	11:51:14.879	7 -	1:39.811	+ 1.415	11:58:04.989
4 -	1:48.167	+ 9.771	11:53:03.046				

Weather / Track : Bright / Dry

Snetterton
Circuit Length = 1.9520 miles
Start: 11:44 End: 12:01

Drayton Manor Park Metro Cup
QUALIFYING - RACE 8 - LAP ANALYSIS


88		Neal GARDINER		B Rover Metro - G Speed Racing			
1 -	1:43.008	+ 12.187	11:46:59.275	6 -	1:32.666	+ 1.845	11:54:44.076
2 -	1:33.880	+ 3.059	11:48:33.155	7 -	1:32.992	+ 2.171	11:56:17.068
3 -	1:32.424	+ 1.603	11:50:05.579	8 -	1:33.038	+ 2.217	11:57:50.106
4 -	1:32.949	+ 2.128	11:51:38.528	9 -	1:30.821		11:59:20.927
5 -	1:32.882	+ 2.061	11:53:11.410	10 -	1:31.864	+ 1.043	12:00:52.791
96		David Javes		C MG Metto			
1 -	1:44.852	+ 14.663	11:46:49.704	6 -	1:30.792	+ 0.603	11:54:29.085
2 -	1:33.182	+ 2.993	11:48:22.886	7 -	1:30.522	+ 0.333	11:55:59.607
3 -	1:31.652	+ 1.463	11:49:54.538	8 -	1:39.128	+ 8.939	11:57:38.735
4 -	1:31.966	+ 1.777	11:51:26.504	9 -	1:30.189		11:59:08.924
5 -	1:31.789	+ 1.600	11:52:58.293	10 -	1:30.337	+ 0.148	12:00:39.261

Weather / Track : Bright / Dry

Snetterton
 Circuit Length = 1.9520 miles
 Start: 11:44 End: 12:01

Drayton Manor Park Metro Cup

RACE 8 - GRID

ROW 11	1:43.073 33 Jonathan WOODCOCK		
ROW 10	1:39.276 30 Oliver HOOD		1:39.554 44 Matt RUSHFORTH
ROW 9	1:35.983 45 Simon WILSON		1:38.396 87 Steve DOWLER
ROW 8		1:34.664 10 Miles GENTLE	1:34.995 16 Chris ASTLEY
ROW 7	1:33.614 49 Richard GARRARD		1:33.888 51 Derek FACER
ROW 6		1:32.854 43 James WEBB	1:33.161 32 Tony DOWLER
ROW 5	1:31.466 65 Lee MCNAMARA		1:32.806 19 Tom SANDERSON
ROW 4		1:30.821 88 Neal GARDINER	1:31.210 37 Michael HARRIS
ROW 3	1:29.885 7 Tony HOWE		1:30.189 96 David JAVES
ROW 2		1:28.546 1 Andrew ASHTON	1:28.721 79 Paul ASHTON
ROW 1	1:28.411 28 Mike WILLIAMS		1:28.419 69 James DUNKLEY
Pole			
			

Snetterton
Circuit Length = 1.9520 miles

These results are provisional until the conclusion of any judicial and technical matters.

Clerk of Course :		Timekeeper :
-------------------	--	--------------

Drayton Manor Park Metro Cup

RACE 8 - CLASSIFICATION - AMENDED

POS	NO	CL	NAME	ENTRY	LAPS	TIME	GAP	DIFF	MPH	BEST	ON
1	28	C	Mike WILLIAMS	Rover 100	14	20:48.617			78.79	1:27.967	9
2	7	C	Tony HOWE	MG Metro Turbo	14	20:49.398	0.781	0.781	78.74	1:27.564	11
3	79	C	Paul ASHTON	MG Metro	14	20:50.971	2.354	1.573	78.64	1:27.308	13
4	96	C	David JAVES	MG Metro	14	21:22.618	34.001	31.647	76.70	1:30.206	10
5	65	B	Lee MCNAMARA	MG Metro	14	21:24.721	36.104	2.103	76.57	1:30.474	11
6	88	C	Neal GARDINER	Rover Metro	14	21:25.111	36.494	0.390	76.55	1:30.307	11
7	19	B	Tom SANDERSON	Rover Metro GTi	14	21:27.957	39.340	2.846	76.38	1:30.391	9
8	37	C	Michael HARRIS	MG Metro	14	22:01.340	1:12.723	33.383	74.45	1:31.709	8
9	32	C	Tony DOWLER	MG Metro	14	22:02.081	1:13.464	0.741	74.41	1:31.651	10
10	51	B	Derek FACER	MG Metro	14	22:14.342	1:25.725	12.261	73.72	1:33.831	14
11	45	D	Simon WILSON	Rover Metro GTi 16v	14	22:15.494	1:26.877	1.152	73.66	1:33.064	14
12	10	B	Miles GENTLE	Rover Metro GTi	13	20:52.718	1 lap	1 lap	72.92	1:34.232	10
13	87	B	Steve DOWLER	MG Metro	13	21:02.907	1 lap	10.189	72.33	1:35.237	12
14	16	B	Chris ASTLEY	Roversport Metro Gti	13	21:03.703	1 lap	0.796	72.28	1:34.835	5
15	30	B	Oliver HOOD	Rover 100	13	21:08.433	1 lap	4.730	72.01	1:35.232	4
16	33	A	Jonathan WOODCOCK	MG Metro	13	21:57.302	1 lap	48.869	69.34	1:38.912	7

NOT CLASSIFIED

DNF	1	C	Andrew ASHTON	Rover Metro GTi	13	19:42.153	1 lap		77.27	1:28.697	3
DNF	43	B	James WEBB	Rover Metro GTi	6	9:38.406	8 laps	7 laps	72.89	1:33.593	4
DNF	49	C	Richard GARRARD	MG Metro Turbo	6	9:43.685	8 laps	5.279	72.23	1:34.192	4
DNF	44	B	Matt RUSHFORTH	Rover Metro GTi	1	6:27.463	13 laps	5 laps	18.13		

FASTEST LAP

79	C	Paul ASHTON	MG Metro	13	1:27.308	80.48 mph	129.53 kph
19	B	Tom SANDERSON	Rover Metro GTi	9	1:30.391	77.74 mph	125.11 kph
45	D	Simon WILSON	Rover Metro GTi 16v	14	1:33.064	75.50 mph	121.51 kph
33	A	Jonathan WOODCOCK	MG Metro	7	1:38.912	71.04 mph	114.33 kph

Weather / Track : Cloudy / Dry
 These results are provisional until the conclusion of any judicial and technical matters.

Snetterton
 Circuit Length = 1.9520 miles
 Start: 17:01 End: 17:23

Clerk of Course :	Timekeeper :
-------------------	--------------

Drayton Manor Park Metro Cup

RACE 8 - LAP CHART

Lap 1			Lap 2			Lap 3			Lap 4			Lap 5		
No	Behind	Laptime	No	Behind	Laptime	No	Behind	Laptime	No	Behind	Laptime	No	Behind	Laptime
28		1:36.281	28		1:29.197	28		1:28.914	28		1:28.691	28		1:28.540
79	1.614	1:37.895	79	1.077	1:28.660	79	1.831	1:29.668	79	2.048	1:28.908	79	2.247	1:28.739
1	1.648	1:37.929	7	2.171	1:29.439	7	2.261	1:29.004	7	2.778	1:29.208	7	2.922	1:28.684
7	1.929	1:38.210	1	3.019	1:30.568	1	2.802	1:28.697	1	3.439	1:29.328	1	5.260	1:30.361
19	3.239	1:39.520	19	5.073	1:31.031	19	7.516	1:31.357	19	9.822	1:30.997	19	12.795	1:31.513
65	4.375	1:40.656	65	6.380	1:31.202	65	8.769	1:31.303	65	10.840	1:30.762	65	13.154	1:30.854
88	4.701	1:40.982	96	7.516	1:31.697	96	9.732	1:31.130	96	11.283	1:30.242	96	13.631	1:30.888
96	5.016	1:41.297	88	8.688	1:33.184	88	11.690	1:31.916	88	14.851	1:31.852	88	17.341	1:31.030
51	8.699	1:44.980	51	14.077	1:34.575	51	20.075	1:34.912	51	25.785	1:34.401	51	32.180	1:34.935
43	9.031	1:45.312	49	14.135	1:34.293	49	20.366	1:35.145	49	25.867	1:34.192	49	32.603	1:35.276
49	9.039	1:45.320	43	14.407	1:34.573	43	21.105	1:35.612	43	26.007	1:33.593	43	32.756	1:35.289
37	9.913	1:46.194	37	14.761	1:34.045	37	21.351	1:35.504	37	26.130	1:33.470	37	32.974	1:35.384
16	11.546	1:47.827	32	16.181	1:33.773	32	22.425	1:35.158	32	27.191	1:33.457	32	33.715	1:35.064
32	11.605	1:47.886	16	18.289	1:35.940	10	25.527	1:35.716	10	32.619	1:35.783	10	39.005	1:34.926
10	12.179	1:48.460	10	18.725	1:35.743	16	26.134	1:36.759	16	33.698	1:36.255	16	39.993	1:34.835
45	13.416	1:49.697	45	20.825	1:36.606	45	27.938	1:36.027	45	34.244	1:34.997	45	40.663	1:34.959
30	14.177	1:50.458	30	21.520	1:36.540	30	29.052	1:36.446	30	35.593	1:35.232	30	43.113	1:36.060
87	16.002	1:52.283	87	23.299	1:36.494	87	30.036	1:35.651	87	36.840	1:35.495	87	44.591	1:36.291
33	18.106	1:54.387	33	28.301	1:39.392	33	38.831	1:39.444	33	50.233	1:40.093	33	1:01.099	1:39.406

Weather / Track : Cloudy / Dry

Snetterton
Circuit Length = 1.9520 miles
Start: 17:01 End: 17:23

Drayton Manor Park Metro Cup

RACE 8 - LAP CHART

Lap 6			Lap 7			Lap 8			Lap 9			Lap 10		
No	Behind	Laptime	No	Behind	Laptime	No	Behind	Laptime	No	Behind	Laptime	No	Behind	Laptime
28		1:29.776	28		1:28.566	28		1:28.403	28		1:27.967	28		1:28.223
7	1.704	1:28.558	7	1.144	1:28.006	7	0.658	1:27.917	7	1.498	1:28.807	7	1.667	1:28.392
79	2.044	1:29.573	79	1.697	1:28.219	79	0.883	1:27.589	79	1.738	1:28.822	79	2.521	1:29.006
1	5.692	1:30.208	1	7.288	1:30.162	1	8.984	1:30.099	33	1 LAP	1:41.180	1	17.382	1:29.370
19	15.237	1:32.218	96	18.057	1:30.844	96	20.152	1:30.498	1	16.235	1:35.218	33	1 LAP	1:39.532
96	15.779	1:31.924	65	19.341	1:31.782	65	21.536	1:30.598	96	22.809	1:30.624	96	24.792	1:30.206
65	16.125	1:32.747	19	20.125	1:33.454	19	22.805	1:31.083	65	24.512	1:30.943	65	27.269	1:30.980
88	18.357	1:30.792	88	20.300	1:30.509	88	23.051	1:31.154	19	25.229	1:30.391	88	27.870	1:30.593
51	36.682	1:34.278	51	42.303	1:34.187	37	46.549	1:31.709	88	25.500	1:30.416	19	28.227	1:31.221
43	37.007	1:34.027	37	43.243	1:34.569	32	48.772	1:33.746	37	50.985	1:32.403	37	55.549	1:32.787
37	37.240	1:34.042	32	43.429	1:33.793	51	50.455	1:36.555	32	53.100	1:32.295	32	56.528	1:31.651
32	38.202	1:34.263	10	50.276	1:35.354	45	56.897	1:34.910	51	56.977	1:34.489	51	1:02.925	1:34.171
49	42.286	1:39.459	45	50.390	1:34.860	10	57.939	1:36.066	45	1:02.196	1:33.266	45	1:07.464	1:33.491
10	43.488	1:34.259	16	53.071	1:36.094	16	1:00.243	1:35.575	10	1:05.499	1:35.527	10	1:11.508	1:34.232
45	44.096	1:33.209	30	57.190	1:35.930	87	1:05.541	1:35.655	16	1:07.791	1:35.515	16	1:15.331	1:35.763
16	45.543	1:35.326	87	58.289	1:35.803	30	1:06.435	1:37.648	87	1:13.412	1:35.838	87	1:20.920	1:35.731
30	49.826	1:36.489	33	1:21.598	1:38.912				30	1:14.810	1:36.342	30	1:22.518	1:35.931
87	51.052	1:36.237												
33	1:11.252	1:39.929												

Weather / Track : Cloudy / Dry

Snetterton
 Circuit Length = 1.9520 miles
 Start: 17:01 End: 17:23

Drayton Manor Park Metro Cup

RACE 8 - LAP CHART

Lap 11			Lap 12			Lap 13			Lap 14		
No	Behind	Laptime	No	Behind	Laptime	No	Behind	Laptime	No	Behind	Laptime
28		1:28.095	28		1:28.960	28		1:28.168	28		1:28.836
7	1.136	1:27.564	7	1.602	1:29.426	7	1.010	1:27.576	7	0.781	1:28.607
79	2.210	1:27.784	79	2.211	1:28.961	79	1.351	1:27.308	79	2.354	1:29.839
1	19.462	1:30.175	30	1 LAP	1:37.729	16	1 LAP	1:36.345	10	1 LAP	1:36.849
96	27.143	1:30.446	1	20.679	1:30.177	87	1 LAP	1:35.237	87	1 LAP	1:36.496
65	29.648	1:30.474	96	28.998	1:30.815	30	1 LAP	1:36.810	16	1 LAP	1:37.693
33	1 LAP	1:40.095	65	31.344	1:30.656	1	22.372	1:29.861	30	1 LAP	1:36.818
88	30.082	1:30.307	88	31.552	1:30.430	96	31.753	1:30.923	96	34.001	1:31.084
19	31.359	1:31.227	19	33.820	1:31.421	65	34.233	1:31.057	65	36.104	1:30.707
37	59.665	1:32.211	33	1 LAP	1:41.308	88	34.615	1:31.231	88	36.494	1:30.715
32	1:00.764	1:32.331	37	1:03.258	1:32.553	19	36.855	1:31.203	19	39.340	1:31.321
51	1:09.085	1:34.255	32	1:04.275	1:32.471	33	1 LAP	1:41.184	33	1 LAP	1:42.440
45	1:12.949	1:33.580	51	1:14.174	1:34.049	37	1:07.695	1:32.605	37	1:12.723	1:33.864
10	1:18.440	1:35.027	45	1:17.323	1:33.334	32	1:08.263	1:32.156	32	1:13.464	1:34.037
16	1:27.012	1:39.776	10	1:24.256	1:34.776	51	1:20.730	1:34.724	51	1:25.725	1:33.831
87	1:28.521	1:35.696				45	1:22.649	1:33.494	45	1:26.877	1:33.064

Weather / Track : Cloudy / Dry

Snetterton
 Circuit Length = 1.9520 miles
 Start: 17:01 End: 17:23

British Motor Heritage 4 Hour Relay Race

QUALIFYING - RACE 14 - CLASSIFICATION

POS	NO	CL	NAME	ENTRY	TIME	ON	LAPS	GAP	DIFF	MPH
1	20A		Kevin GORE	TVR Tuscan Speed 6	1:21.563	7	7			86.15
2	15B		Chris TILLY	MGB GT V8	1:23.231	5	7	1.668	1.668	84.42
3	20B		David STEWART	TVR Griffith	1:23.255	6	7	1.692	0.024	84.40
4	5C		Andrew RADFORD	MG F/TF 190	1:24.337	5	5	2.774	1.082	83.32
5	12B		Luke BENNETT	Honda Integra S1	1:24.972	5	7	3.409	0.635	82.69
6	15A		Bernard FOLEY	MGB GT V8	1:25.123	5	9	3.560	0.151	82.55
7	16E		Simon CRIPPS	MG BGT V8	1:25.202	4	5	3.639	0.079	82.47
8	2A		Simon OREBI-GANN	Morgan Roadster	1:25.611	4	4	4.048	0.409	82.08
9	2C		Tony RIVERS	Morgan Roadster	1:25.760	7	7	4.197	0.149	81.93
10	7C		Simon CRIPPS	MGB Roadster	1:25.865	3	6	4.302	0.105	81.83
11	11D		Tony le MAY	Mini Miglia	1:25.869	6	7	4.306	0.004	81.83
12	11A		Pat FENN	BMW E36 M3	1:26.113	8	8	4.550	0.244	81.60
13	5A		Goff HOLMES	MG TF	1:26.261	5	6	4.698	0.148	81.46
14	16A		Barry HOLMES	MG B GT V8	1:26.609	7	8	5.046	0.348	81.13
15	18C		Roger CONNEL	TVR Griffith	1:27.024	4	7	5.461	0.415	80.74
16	8F		David BROOKE	MG BGT	1:27.080	5	7	5.517	0.056	80.69
17	5D		Charlie BROWN	Renault Megane R26R	1:27.318	7	7	5.755	0.238	80.47
18	5B		Charles HAZEL	MG ZR 190	1:27.381	5	7	5.818	0.063	80.41
19	23D		Gail HILL	Jaguar XJ6	1:27.755	5	5	6.192	0.374	80.07
20	7F		Tamsin FISHER	MG Midget K Series	1:28.174	3	7	6.611	0.419	79.69
21	7D		James DARBY	MG B Roadster	1:28.189	5	7	6.626	0.015	79.68
22	12C		Garry CHAPPELL	Toyota Celica GT	1:28.228	7	7	6.665	0.039	79.64
23	7B		Ollie NEAVES	MG B Roadster	1:28.311	4	5	6.748	0.083	79.57
24	15D		Joe PARRINGTON	MG BGT V8	1:28.642	7	7	7.079	0.331	79.27
25	20E		David STEWART	TVR Tasmin	1:28.962	3	4	7.399	0.320	78.99
26	13B		Garry BARLOW	Proton Coupe	1:29.055	2	7	7.492	0.093	78.90
27	9F		Peter HOUSE	MG TC	1:29.083	5	7	7.520	0.028	78.88
28	13A		Danny CASSAR	Proton Satria	1:29.422	3	8	7.859	0.339	78.58
29	4E		Mike WILLIAMS	Rover Metro GTi	1:29.475	4	4	7.912	0.053	78.53
30	23E		Martin ASTLEY	Jaguar D-Type Replica	1:29.491	2	4	7.928	0.016	78.52
31	8D		Peter ANDREWS	MGB GT V8	1:29.645	6	6	8.082	0.154	78.38
32	12D		Kenny COLEMAN	Seat Ibiza	1:29.682	7	7	8.119	0.037	78.35
33	16C		Terry HOLMES	MG BGT V8	1:29.704	4	4	8.141	0.022	78.33
34	23F		John ARNOLD	Jaguar D-Type Replica	1:29.704	5	7	8.141	0.000	78.33
35	9D		Tim PATCHETT	MG TA	1:29.992	7	7	8.429	0.288	78.08
36	17F		Ian WHITT	MG Midget	1:30.170	2	7	8.607	0.178	77.93
37	16F		Ollie NEAVES	MG BGT V8	1:30.519	7	7	8.956	0.349	77.63
38	16D		Rob SPENCER	MG BGT V8	1:30.712	6	6	9.149	0.193	77.46
39	4C		Andrew ASHTON	Rover Metro GTi	1:30.794	6	6	9.231	0.082	77.39
40	11C		Brian BRANSON	BMW M3	1:30.994	5	6	9.431	0.200	77.22
41	13C		Steve CASSAR	Proton Cououpe	1:32.065	2	7	10.502	1.071	76.32
42	7E		David BROWN	MG B K Series	1:32.210	6	7	10.647	0.145	76.20
43	3A		Sean HORWOOD	Morgan Roadster	1:32.279	3	7	10.716	0.069	76.15
44	3E		Peter COLE	Morgan Roadster	1:32.448	3	6	10.885	0.169	76.01
45	2D		Richard THORNE	Morgan Roadster	1:32.509	5	5	10.946	0.061	75.96
46	3C		Simon ROTHON	Morgan Roadster Lwt.	1:32.562	5	5	10.999	0.053	75.91
47	7A		Blaine NEAVES	MG B Roadster	1:33.625	4	4	12.062	1.063	75.05
48	17B		Peter BRAMBLE	MGB Roadster	1:33.727	6	7	12.164	0.102	74.97
49	4A		Janes WEBB	Rover Metro GTi	1:33.995	5	7	12.432	0.268	74.76
50	21C		Jim UTTING	Alfa Romeo GTV	1:34.026	5	6	12.463	0.031	74.73
51	8B		Rob MUIR	MGB Roadster	1:34.032	7	7	12.469	0.006	74.73
52	11B		Bryan BRANSON	Lotus Elan 1600	1:34.432	6	6	12.869	0.400	74.41
53	17A		Alan McCormic BATES	MG BGT	1:34.568	3	5	13.005	0.136	74.30
54	23A		Ian MCDONALD	Wawrick GT350	1:34.820	5	5	13.257	0.252	74.11
55	4B		Miles GENTLE	Rover Metro GTi	1:34.887	3	4	13.324	0.067	74.05
56	13D		Alan YEARLEY	Proton Coupe	1:34.949	5	6	13.386	0.062	74.00
57	15C		Howard GRUNDON	MGB GT V8	1:35.345	6	6	13.782	0.396	73.70
58	21F		Andy GILL	Alfa Romeo GTV	1:35.483	5	7	13.920	0.138	73.59
59	18D		Bob LINES	MG A	1:35.505	6	6	13.942	0.022	73.57
60	11E		Roger QUANTRILL	Ford Capri	1:35.592	3	4	14.029	0.087	73.51
61	12A		Vic HOPE	VW Corado	1:35.612	6	6	14.049	0.020	73.49
62	8A		John WREGHITT	MG B Roadster	1:35.790	5	5	14.227	0.178	73.35
63	4F		Paul LUTI	Rover Metro GTi	1:36.002	3	6	14.439	0.212	73.19
64	18B		Peter HISCOCKS	MGA Roadster	1:36.444	6	6	14.881	0.442	72.86
65	21A		Marshall GROVES	Alfa Romeo 33	1:36.936	7	7	15.373	0.492	72.49
66	20C		Peter HUNTER	TVR Tasmin	1:36.982	5	5	15.419	0.046	72.45

Snetterton

Circuit Length = 1.9520 miles

Start: 11:18 End: 12:43

Weather / Track : Cloudy / Dry

These results are provisional until the conclusion of any judicial and technical matters.

Clerk of Course :	Timekeeper :
-------------------	--------------

British Motor Heritage 4 Hour Relay Race

QUALIFYING - RACE 14 - CLASSIFICATION

67	17D	Ian WRIGHT	MG Midget	1:37.059	5	6	15.496	0.077	72.40
68	4D	Paul ASHTON	Rover Metro GTi	1:37.116	5	6	15.553	0.057	72.35
69	21B	Richard DRAKE	Alfa Romeo Alfasud	1:37.157	5	5	15.594	0.041	72.32
70	2B	Roger WHITESIDE	Morgan Roadster	1:37.317	6	6	15.754	0.160	72.20
71	16B	Brian RATCLIFF	MG BGT V8	1:37.945	4	4	16.382	0.628	71.74
72	9C	Jeff MARSDEN	MG TC	1:38.147	5	6	16.584	0.202	71.59
73	3B	Phill THOMAS	Morgan Roadster	1:38.730	5	5	17.167	0.583	71.17
74	17C	Stephen MCKIE	Austin Healey Sprite	1:38.982	4	6	17.419	0.252	70.99
75	21D	Jonathan WRIGHT	Alfa Romeo Alfetta GT	1:39.349	5	6	17.786	0.367	70.73
76	3D	Peter RAFTER	Morgan Roadster	1:40.229	6	6	18.666	0.880	70.11
77	9A	Jonathan HARMER	MG TF	1:40.722	4	7	19.159	0.493	69.76
78	8C	Simon TINKLER	MG BGT	1:43.184	4	5	21.621	2.462	68.10
79	9E	David BISHOP	MG TC	1:44.839	4	4	23.276	1.655	67.02
80	21E	Steve WYATT	Alfa Romeo Alfasud	1:46.381	4	6	24.818	1.542	66.05
81	8E	Brian SMETHURST	MGB GT V8	1:46.873	3	5	25.310	0.492	65.75
82	18A	Colin JONES	MG B	1:46.991	4	4	25.428	0.118	65.67
83	20D	Alex GORE	TVR Tasmin	1:47.844	4	4	26.281	0.853	65.15
84	17E	Steve GREGORY	MG Midget	1:48.778	5	6	27.215	0.934	64.60
85	23B	Celia STEVENS	Peerless GT Phase One	1:48.984	3	5	27.421	0.206	64.47

Weather / Track : Cloudy / Dry
 These results are provisional until the conclusion of any judicial and technical matters.

Snetterton
 Circuit Length = 1.9520 miles
 Start: 11:18 End: 12:43

Clerk of Course :		Timekeeper :
-------------------	--	--------------

British Motor Heritage 4 Hour Relay Race

QUALIFYING - RACE 14 - LAP ANALYSIS

11A	Pat FENN		BMW E36 M3 - Team M-sport				
1 -	1:51.077	+ 24.964	11:20:33.664	5 -	1:28.661	+ 2.548	11:26:39.122
2 -	1:36.563	+ 10.450	11:22:10.227	6 -	1:26.962	+ 0.849	11:28:06.084
3 -	1:29.739	+ 3.626	11:23:39.966	7 -	1:26.503	+ 0.390	11:29:32.587
4 -	1:30.495	+ 4.382	11:25:10.461	8 -	1:26.113		11:30:58.700
11B	Bryan BRANSON		Lotus Elan 1600 - Team M-sport				
1 -	1:51.787	+ 17.355	11:35:47.266	4 -	1:35.484	+ 1.052	11:40:38.180
2 -	1:40.644	+ 6.212	11:37:27.910	5 -	1:37.308	+ 2.876	11:42:15.488
3 -	1:34.786	+ 0.354	11:39:02.696	6 -	1:34.432		11:43:49.920
11C	Brian BRANSON		BMW M3 - Team M-sport				
1 -	1:50.691	+ 19.697	11:49:32.189	4 -	1:33.911	+ 2.917	11:54:17.405
2 -	1:35.063	+ 4.069	11:51:07.252	5 -	1:30.994		11:55:48.399
3 -	1:36.242	+ 5.248	11:52:43.494	6 -	1:31.730	+ 0.736	11:57:20.129
11D	Tony le MAY		Mini Miglia - Team M-sport				
1 -	1:38.294	+ 12.425	12:03:27.028	5 -	1:26.098	+ 0.229	12:09:32.370
2 -	1:29.225	+ 3.356	12:04:56.253	6 -	1:25.869		12:10:58.239
3 -	1:26.569	+ 0.700	12:06:22.822	7 -	1:27.260	+ 1.391	12:12:25.499
4 -	1:43.450	+ 17.581	12:08:06.272				
12A	Vic HOPE		VW Corado - Team Axis				
1 -	1:50.360	+ 14.748	11:20:24.566	4 -	1:37.159	+ 1.547	11:25:16.071
2 -	1:37.263	+ 1.651	11:22:01.829	5 -	1:37.041	+ 1.429	11:26:53.112
3 -	1:37.083	+ 1.471	11:23:38.912	6 -	1:35.612		11:28:28.724
12B	Luke BENNETT		Honda Integra S1 - Team Axis				
1 -	1:36.735	+ 11.763	11:35:10.331	5 -	1:24.972		11:40:52.490
2 -	1:26.115	+ 1.143	11:36:36.446	6 -	1:25.605	+ 0.633	11:42:18.095
3 -	1:25.550	+ 0.578	11:38:01.996	7 -	1:25.261	+ 0.289	11:43:43.356
4 -	1:25.522	+ 0.550	11:39:27.518				
12C	Garry CHAPPELL		Toyota Celica GT - Team Axis				
1 -	1:37.705	+ 9.477	11:49:13.708	5 -	1:30.068	+ 1.840	11:55:10.110
2 -	1:28.930	+ 0.702	11:50:42.638	6 -	1:28.232	+ 0.004	11:56:38.342
3 -	1:28.954	+ 0.726	11:52:11.592	7 -	1:28.228		11:58:06.570
4 -	1:28.450	+ 0.222	11:53:40.042				
12D	Kenny COLEMAN		Seat Ibiza - Team Axis				
1 -	1:43.610	+ 13.928	12:03:53.552	5 -	1:34.001	+ 4.319	12:10:09.013
2 -	1:35.801	+ 6.119	12:05:29.353	6 -	1:30.292	+ 0.610	12:11:39.305
3 -	1:33.554	+ 3.872	12:07:02.907	7 -	1:29.682		12:13:08.987
4 -	1:32.105	+ 2.423	12:08:35.012				
13A	Danny CASSAR		Proton Satria - The Proton Mafia				
1 -	1:35.309	+ 5.887	11:19:46.306	5 -	1:29.999	+ 0.577	11:25:46.563
2 -	1:30.069	+ 0.647	11:21:16.375	6 -	1:31.001	+ 1.579	11:27:17.564
3 -	1:29.422		11:22:45.797	7 -	1:31.269	+ 1.847	11:28:48.833
4 -	1:30.767	+ 1.345	11:24:16.564	8 -	1:30.309	+ 0.887	11:30:19.142
13B	Garry BARLOW		Proton Coupe - The Proton Mafia				
1 -	1:37.785	+ 8.730	11:35:08.932	5 -	1:31.997	+ 2.942	11:41:11.034
2 -	1:29.055		11:36:37.987	6 -	1:31.526	+ 2.471	11:42:42.560
3 -	1:29.507	+ 0.452	11:38:07.494	7 -	1:30.656	+ 1.601	11:44:13.216
4 -	1:31.543	+ 2.488	11:39:39.037				
13C	Steve CASSAR		Proton Coupe - The Proton Mafia				
1 -	1:40.173	+ 8.108	11:49:05.400	5 -	1:33.307	+ 1.242	11:55:26.041
2 -	1:32.065		11:50:37.465	6 -	1:35.626	+ 3.561	11:57:01.667
3 -	1:39.116	+ 7.051	11:52:16.581	7 -	1:38.925	+ 6.860	11:58:40.592

Weather / Track : Cloudy / Dry

Snetterton
Circuit Length = 1.9520 miles
Start: 11:18 End: 12:43

British Motor Heritage 4 Hour Relay Race

QUALIFYING - RACE 14 - LAP ANALYSIS

4 -	1:36.153	+ 4.088	11:53:52.734			
13D	Alan YEARLEY		Proton Coupe - The Proton Mafia			
1 -	1:53.486	+ 18.537	12:03:43.694	4 -	1:46.145	+ 11.196
2 -	1:44.714	+ 9.765	12:05:28.408	5 -	1:34.949	
3 -	1:45.398	+ 10.449	12:07:13.806	6 -	1:35.796	+ 0.847
						12:08:59.951
						12:10:34.900
						12:12:10.696
15A	Bernard FOLEY		MGB GT V8 - Team BGTV8			
1 -	1:38.623	+ 13.500	11:19:46.142	6 -	1:26.299	+ 1.176
2 -	1:28.681	+ 3.558	11:21:14.823	7 -	1:25.126	+ 0.003
3 -	1:25.781	+ 0.658	11:22:40.604	8 -	1:25.811	+ 0.688
4 -	1:25.416	+ 0.293	11:24:06.020	9 -	1:25.946	+ 0.823
5 -	1:25.123		11:25:31.143			11:26:57.442
						11:28:22.568
						11:29:48.379
						11:31:14.325
15B	Chris TILLY		MGB GT V8 - Team BGTV8			
1 -	1:48.532	+ 25.301	11:35:39.620	5 -	1:23.231	
2 -	1:30.823	+ 7.592	11:37:10.443	6 -	1:24.008	+ 0.777
3 -	1:28.488	+ 5.257	11:38:38.931	7 -	1:27.781	+ 4.550
4 -	1:26.192	+ 2.961	11:40:05.123			11:41:28.354
						11:42:52.362
						11:44:20.143
15C	Howard GRUNDON		MGB GT V8 - Team BGTV8			
1 -	1:52.906	+ 17.561	11:49:26.030	4 -	1:37.832	+ 2.487
2 -	1:39.459	+ 4.114	11:51:05.489	5 -	1:36.375	+ 1.030
3 -	1:37.954	+ 2.609	11:52:43.443	6 -	1:35.345	
						11:54:21.275
						11:55:57.650
						11:57:32.995
15D	Joe PARRINGTON		MG BGT V8 - Team BGTV8			
1 -	1:41.571	+ 12.929	12:04:01.334	5 -	1:30.879	+ 2.237
2 -	1:33.719	+ 5.077	12:05:35.053	6 -	1:28.693	+ 0.051
3 -	1:31.436	+ 2.794	12:07:06.489	7 -	1:28.642	
4 -	1:28.778	+ 0.136	12:08:35.267			12:10:06.146
						12:11:34.839
						12:13:03.481
16A	Barry HOLMES		MG B GT V8 - V8 Cockney Wide Boys			
1 -	1:39.945	+ 13.336	11:19:55.287	5 -	1:26.918	+ 0.309
2 -	1:30.843	+ 4.234	11:21:26.130	6 -	1:27.228	+ 0.619
3 -	1:28.294	+ 1.685	11:22:54.424	7 -	1:26.609	
4 -	1:27.147	+ 0.538	11:24:21.571	8 -	1:27.127	+ 0.518
						11:25:48.489
						11:27:15.717
						11:28:42.326
						11:30:09.453
16B	Brian RATCLIFF		MG BGT V8 - V8 Cockney Wide Boys			
1 -	1:56.332	+ 18.387	11:35:39.300	3 -	1:39.315	+ 1.370
2 -	1:40.388	+ 2.443	11:37:19.688	4 -	1:37.945	
						11:38:59.003
						11:40:36.948
16C	Terry HOLMES		MG BGT V8 - V8 Cockney Wide Boys			
1 -	1:34.784	+ 5.080	11:50:50.106	3 -	1:31.101	+ 1.397
2 -	1:30.750	+ 1.046	11:52:20.856	4 -	1:29.704	
						11:53:51.957
						11:55:21.661
16D	Rob SPENCER		MG BGT V8 - V8 Cockney Wide Boys			
1 -	1:44.581	+ 13.869	12:04:07.118	4 -	1:31.829	+ 1.117
2 -	1:35.578	+ 4.866	12:05:42.696	5 -	1:30.823	+ 0.111
3 -	1:34.347	+ 3.635	12:07:17.043	6 -	1:30.712	
						12:08:48.872
						12:10:19.695
						12:11:50.407
16E	Simon CRIPPS		MG BGT V8 - V8 Cockney Wide Boys			
1 -	1:41.843	+ 16.641	12:17:15.631	4 -	1:25.202	
2 -	1:27.340	+ 2.138	12:18:42.971	5 -	1:27.229	+ 2.027
3 -	1:25.512	+ 0.310	12:20:08.483			12:21:33.685
						12:23:00.914
16F	Ollie NEAVES		MG BGT V8 - V8 Cockney Wide Boys			
1 -	1:44.437	+ 13.918	12:33:20.379	5 -	1:31.407	+ 0.888
2 -	1:35.208	+ 4.689	12:34:55.587	6 -	1:30.962	+ 0.443
3 -	1:31.898	+ 1.379	12:36:27.485	7 -	1:30.519	
4 -	1:31.106	+ 0.587	12:37:58.591			12:39:29.998
						12:41:00.960
						12:42:31.479

Weather / Track : Cloudy / Dry

Snetterton
Circuit Length = 1.9520 miles
Start: 11:18 End: 12:43

British Motor Heritage 4 Hour Relay Race

QUALIFYING - RACE 14 - LAP ANALYSIS

17A	Alan McCormic BATES			MG BGT - Cockshoot Cup			
1 -	1:44.907	+ 10.339	11:19:50.717	4 -	1:57.366 P	+ 22.798	11:24:58.301
2 -	1:35.650	+ 1.082	11:21:26.367	5 -	1:37.865	+ 3.297	11:26:36.166
3 -	1:34.568		11:23:00.935				
17B	Peter BRAMBLE			MGB Roadster - Cockshoot Cup			
1 -	1:44.623	+ 10.896	11:35:23.284	5 -	1:35.149	+ 1.422	11:41:46.266
2 -	1:37.998	+ 4.271	11:37:01.282	6 -	1:33.727		11:43:19.993
3 -	1:35.011	+ 1.284	11:38:36.293	7 -	1:34.202	+ 0.475	11:44:54.195
4 -	1:34.824	+ 1.097	11:40:11.117				
17C	Stephen MCKIE			Austin Healey Sprite - Cockshoot Cup			
1 -	1:52.204	+ 13.222	11:49:36.108	4 -	1:38.982		11:54:35.503
2 -	1:39.698	+ 0.716	11:51:15.806	5 -	1:47.295	+ 8.313	11:56:22.798
3 -	1:40.715	+ 1.733	11:52:56.521	6 -	1:45.756	+ 6.774	11:58:08.554
17D	Ian WRIGHT			MG Midget - Cockshoot Cup			
1 -	1:56.803	+ 19.744	12:03:53.359	4 -	1:37.559	+ 0.500	12:08:57.450
2 -	1:42.564	+ 5.505	12:05:35.923	5 -	1:37.059		12:10:34.509
3 -	1:43.968	+ 6.909	12:07:19.891	6 -	1:40.628	+ 3.569	12:12:15.137
17E	Steve GREGORY			MG Midget - Cockshoot Cup			
1 -	1:53.664	+ 4.886	12:17:33.128	4 -	1:51.118	+ 2.340	12:23:04.349
2 -	1:48.840	+ 0.062	12:19:21.968	5 -	1:48.778		12:24:53.127
3 -	1:51.263	+ 2.485	12:21:13.231	6 -	1:50.604	+ 1.826	12:26:43.731
17F	Ian WHITT			MG Midget - Cockshoot Cup			
1 -	1:41.584	+ 11.414	12:33:03.108	5 -	1:31.592	+ 1.422	12:39:06.422
2 -	1:30.170		12:34:33.278	6 -	1:30.801	+ 0.631	12:40:37.223
3 -	1:30.756	+ 0.586	12:36:04.034	7 -	1:30.182	+ 0.012	12:42:07.405
4 -	1:30.796	+ 0.626	12:37:34.830				
18A	Colin JONES			MG B - Zero Exhausts			
1 -	1:56.561	+ 9.570	11:20:26.341	3 -	1:48.582	+ 1.591	11:24:05.558
2 -	1:50.635	+ 3.644	11:22:16.976	4 -	1:46.991		11:25:52.549
18B	Peter HISCOCKS			MGA Roadster - Zero Exhaust			
1 -	1:53.313	+ 16.869	11:35:41.500	4 -	1:37.875	+ 1.431	11:40:38.173
2 -	1:39.817	+ 3.373	11:37:21.317	5 -	1:37.482	+ 1.038	11:42:15.655
3 -	1:38.981	+ 2.537	11:39:00.298	6 -	1:36.444		11:43:52.099
18C	Roger CONNELL			TVR Griffith - Zero Exhaust			
1 -	1:43.284	+ 16.260	11:49:17.761	5 -	1:27.163	+ 0.139	11:55:10.042
2 -	1:30.794	+ 3.770	11:50:48.555	6 -	1:27.813	+ 0.789	11:56:37.855
3 -	1:27.300	+ 0.276	11:52:15.855	7 -	1:28.306	+ 1.282	11:58:06.161
4 -	1:27.024		11:53:42.879				
18D	Bob LINES			MG A - Zero Exhaust			
1 -	1:56.405	+ 20.900	12:03:50.955	4 -	1:40.675	+ 5.170	12:09:00.433
2 -	1:44.176	+ 8.671	12:05:35.131	5 -	1:37.473	+ 1.968	12:10:37.906
3 -	1:44.627	+ 9.122	12:07:19.758	6 -	1:35.505		12:12:13.411
20A	Kevin GORE			TVR Tuscan Speed 6 - Bluesmoke & Hammerash			
1 -	1:39.155	+ 17.592	11:20:03.716	5 -	1:30.784	+ 9.221	11:27:44.399
2 -	1:24.028	+ 2.465	11:21:27.744	6 -	1:28.674	+ 7.111	11:29:13.073
3 -	1:23.018	+ 1.455	11:22:50.762	7 -	1:21.563		11:30:34.636
4 -	3:22.853 P	+ 2:01.290	11:26:13.615				
20B	David STEWART			TVR Griffith - Bluesmoke & Hammerash			
1 -	1:44.941	+ 21.686	11:35:41.980	5 -	1:23.268	+ 0.013	11:41:29.600

Weather / Track : Cloudy / Dry

Snetterton
Circuit Length = 1.9520 miles
Start: 11:18 End: 12:43

British Motor Heritage 4 Hour Relay Race

QUALIFYING - RACE 14 - LAP ANALYSIS

2 -	1:33.462	+ 10.207	11:37:15.442	6 -	1:23.255		11:42:52.855
3 -	1:26.472	+ 3.217	11:38:41.914	7 -	1:28.998	+ 5.743	11:44:21.853
4 -	1:24.418	+ 1.163	11:40:06.332				
20C	Peter HUNTER TVR Tasmin - Bluesmoke & Hammerash						
1 -	1:54.983	+ 18.001	11:49:23.979	4 -	1:46.241	+ 9.259	11:57:02.860
2 -	1:39.386	+ 2.404	11:51:03.365	5 -	1:36.982		11:58:39.842
3 -	4:13.254 P	+ 2:36.272	11:55:16.619				
20D	Alex GORE TVR Tasmin - Bluesmoke & Hammerash						
1 -	4:05.108	+ 2:17.264	12:06:31.770	3 -	1:54.788	+ 6.944	12:10:26.268
2 -	1:59.710	+ 11.866	12:08:31.480	4 -	1:47.844		12:12:14.112
20E	David STEWART TVR Tasmin - Bluesmoke & Hammerash						
1 -	1:38.436	+ 9.474	12:19:27.042	3 -	1:28.962		12:22:28.558
2 -	1:32.554	+ 3.592	12:20:59.596	4 -	1:40.029	+ 11.067	12:24:08.587
21A	Marshall GROVES Alfa Romeo 33 - Forc Squadra Corse						
1 -	1:52.996	+ 16.060	11:20:13.128	5 -	1:40.449	+ 3.513	11:27:03.075
2 -	1:43.619	+ 6.683	11:21:56.747	6 -	1:37.029	+ 0.093	11:28:40.104
3 -	1:42.522	+ 5.586	11:23:39.269	7 -	1:36.936		11:30:17.040
4 -	1:43.357	+ 6.421	11:25:22.626				
21B	Richard DRAKE Alfa Romeo Alfasud - Forc Squadra Corse						
1 -	1:42.931	+ 5.774	11:37:25.812	4 -	1:37.975	+ 0.818	11:42:21.172
2 -	1:39.343	+ 2.186	11:39:05.155	5 -	1:37.157		11:43:58.329
3 -	1:38.042	+ 0.885	11:40:43.197				
21C	Jim UTTING Alfa Romeo GTV - Forc Squadra Corse						
1 -	1:49.146	+ 15.120	11:49:40.317	4 -	1:35.040	+ 1.014	11:54:26.820
2 -	1:36.140	+ 2.114	11:51:16.457	5 -	1:34.026		11:56:00.846
3 -	1:35.323	+ 1.297	11:52:51.780	6 -	1:34.181	+ 0.155	11:57:35.027
21D	Jonathan WRIGHT Alfa Romeo Alfetta GT - Forc Squadra Corse						
1 -	1:52.376	+ 13.027	12:04:01.547	4 -	1:42.070	+ 2.721	12:09:07.835
2 -	1:42.285	+ 2.936	12:05:43.832	5 -	1:39.349		12:10:47.184
3 -	1:41.933	+ 2.584	12:07:25.765	6 -	1:41.486	+ 2.137	12:12:28.670
21E	Steve WYATT Alfa Romeo Alfasud - Forc Squadra Corse						
1 -	1:57.996	+ 11.615	12:17:36.241	4 -	1:46.381		12:22:58.563
2 -	1:47.849	+ 1.468	12:19:24.090	5 -	1:47.207	+ 0.826	12:24:45.770
3 -	1:48.092	+ 1.711	12:21:12.182	6 -	1:47.789	+ 1.408	12:26:33.559
21F	Andy GILL Alfa Romeo GTV - Forc Squadra Corse						
1 -	1:44.531	+ 9.048	12:33:11.513	5 -	1:35.483		12:39:36.254
2 -	1:37.168	+ 1.685	12:34:48.681	6 -	1:36.365	+ 0.882	12:41:12.619
3 -	1:35.886	+ 0.403	12:36:24.567	7 -	1:35.609	+ 0.126	12:42:48.228
4 -	1:36.204	+ 0.721	12:38:00.771				
23A	Ian MCDONALD Wawrick GT350 - The Motley Crew						
1 -	1:47.890	+ 13.070	11:20:20.654	4 -	1:35.704	+ 0.884	11:25:11.683
2 -	1:38.974	+ 4.154	11:21:59.628	5 -	1:34.820		11:26:46.503
3 -	1:36.351	+ 1.531	11:23:35.979				
23B	Celia STEVENS Peerless GT Phase One - The Motley Crew						
1 -	1:59.281	+ 10.297	11:35:51.245	4 -	2:18.104 P	+ 29.120	11:41:47.321
2 -	1:48.988	+ 0.004	11:37:40.233	5 -	1:54.006	+ 5.022	11:43:41.327
3 -	1:48.984		11:39:29.217				
23D	Gail HILL Jaguar XJ6 - The Motley Crew						
1 -	1:36.602	+ 8.847	12:04:05.063	4 -	1:28.264	+ 0.509	12:08:33.517

Weather / Track : Cloudy / Dry

Snetterton
Circuit Length = 1.9520 miles
Start: 11:18 End: 12:43

British Motor Heritage 4 Hour Relay Race

QUALIFYING - RACE 14 - LAP ANALYSIS

2 -	1:30.306	+ 2.551	12:05:35.369	5 -	1:27.755		12:10:01.272
3 -	1:29.884	+ 2.129	12:07:05.253				
23E	Martin ASTLEY			Jaguar D-Type Replica - The Motley Crew			
1 -	1:36.721	+ 7.230	12:17:20.869	3 -	1:31.159	+ 1.668	12:20:21.519
2 -	1:29.491		12:18:50.360	4 -	1:31.252	+ 1.761	12:21:52.771
23F	John ARNOLD			Jaguar D-Type Replica - The Motley Crew			
1 -	1:38.299	+ 8.595	12:33:09.320	5 -	1:29.704		12:39:12.850
2 -	1:32.104	+ 2.400	12:34:41.424	6 -	1:31.235	+ 1.531	12:40:44.085
3 -	1:31.775	+ 2.071	12:36:13.199	7 -	1:31.076	+ 1.372	12:42:15.161
4 -	1:29.947	+ 0.243	12:37:43.146				
2A	Simon OREBI-GANN			Morgan Roadster - Guten Morgans			
1 -	1:37.724	+ 12.113	11:20:03.335	3 -	1:26.987	+ 1.376	11:22:57.943
2 -	1:27.621	+ 2.010	11:21:30.956	4 -	1:25.611		11:24:23.554
2B	Roger WHITESIDE			Morgan Roadster - Guten Morgans			
1 -	1:55.753	+ 18.436	11:35:41.248	4 -	1:40.190	+ 2.873	11:40:48.502
2 -	1:44.165	+ 6.848	11:37:25.413	5 -	1:37.757	+ 0.440	11:42:26.259
3 -	1:42.899	+ 5.582	11:39:08.312	6 -	1:37.317		11:44:03.576
2C	Tony RIVERS			Morgan Roadster - Guten Morgans			
1 -	2:21.304	+ 55.544	11:49:51.811	5 -	1:28.361	+ 2.601	11:55:48.665
2 -	1:31.846	+ 6.086	11:51:23.657	6 -	1:27.515	+ 1.755	11:57:16.180
3 -	1:29.059	+ 3.299	11:52:52.716	7 -	1:25.760		11:58:41.940
4 -	1:27.588	+ 1.828	11:54:20.304				
2D	Richard THORNE			Morgan Roadster - Guten Morgans			
1 -	1:45.720	+ 13.211	12:03:53.015	4 -	1:33.416	+ 0.907	12:08:40.484
2 -	1:38.198	+ 5.689	12:05:31.213	5 -	1:32.509		12:10:12.993
3 -	1:35.855	+ 3.346	12:07:07.068				
3A	Sean HORWOOD			Morgan Roadster - Traceys Lightweights			
1 -	1:50.262	+ 17.983	11:19:54.635	5 -	1:33.649	+ 1.370	11:26:09.591
2 -	1:36.137	+ 3.858	11:21:30.772	6 -	1:35.490	+ 3.211	11:27:45.081
3 -	1:32.279		11:23:03.051	7 -	1:37.597	+ 5.318	11:29:22.678
4 -	1:32.891	+ 0.612	11:24:35.942				
3B	Phill THOMAS			Morgan Roadster - Traceys Lightweights			
1 -	1:48.535	+ 9.805	11:35:20.955	4 -	1:40.374	+ 1.644	11:40:27.260
2 -	1:42.799	+ 4.069	11:37:03.754	5 -	1:38.730		11:42:05.990
3 -	1:43.132	+ 4.402	11:38:46.886				
3C	Simon ROTHON			Morgan Roadster Lwt. - Traceys Lightweights			
1 -	1:46.005	+ 13.443	11:49:13.084	4 -	1:33.953	+ 1.391	11:53:59.249
2 -	1:36.946	+ 4.384	11:50:50.030	5 -	1:32.562		11:55:31.811
3 -	1:35.266	+ 2.704	11:52:25.296				
3D	Peter RAFTER			Morgan Roadster - Traceys Lightweights			
1 -	1:59.939	+ 19.710	12:03:51.505	4 -	1:44.690	+ 4.461	12:09:08.143
2 -	1:49.681	+ 9.452	12:05:41.186	5 -	1:42.641	+ 2.412	12:10:50.784
3 -	1:42.267	+ 2.038	12:07:23.453	6 -	1:40.229		12:12:31.013
3E	Peter COLE			Morgan Roadster - Traceys Lightweights			
1 -	1:42.601	+ 10.153	12:18:20.437	4 -	1:36.587	+ 4.139	12:23:04.144
2 -	1:34.672	+ 2.224	12:19:55.109	5 -	1:41.535	+ 9.087	12:24:45.679
3 -	1:32.448		12:21:27.557	6 -	1:41.591	+ 9.143	12:26:27.270
4C	Andrew ASHTON			Rover Metro GTi - Metroholics			
1 -	1:48.195	+ 17.401	11:49:27.754	4 -	1:32.869	+ 2.075	11:54:19.203

Weather / Track : Cloudy / Dry

Snetterton
Circuit Length = 1.9520 miles
Start: 11:18 End: 12:43

British Motor Heritage 4 Hour Relay Race

QUALIFYING - RACE 14 - LAP ANALYSIS

2 -	1:39.522	+ 8.728	11:51:07.276	5 -	1:31.194	+ 0.400	11:55:50.397
3 -	1:39.058	+ 8.264	11:52:46.334	6 -	1:30.794		11:57:21.191
4A	Janes WEBB Rover Metro GTi - Metroholics						
1 -	1:50.331	+ 16.336	11:20:37.059	5 -	1:33.995		11:26:58.196
2 -	1:39.059	+ 5.064	11:22:16.118	6 -	1:34.000	+ 0.005	11:28:32.196
3 -	1:34.050	+ 0.055	11:23:50.168	7 -	1:34.023	+ 0.028	11:30:06.219
4 -	1:34.033	+ 0.038	11:25:24.201				
4B	Miles GENTLE Rover Metro GTi - Metroholics						
1 -	1:52.348	+ 17.461	11:38:39.015	3 -	1:34.887		11:41:52.368
2 -	1:38.466	+ 3.579	11:40:17.481	4 -	1:36.899	+ 2.012	11:43:29.267
4D	Paul ASHTON Rover Metro GTi - Metroholics						
1 -	1:48.746	+ 11.630	12:04:05.754	4 -	1:40.010	+ 2.894	12:09:03.664
2 -	1:39.564	+ 2.448	12:05:45.318	5 -	1:37.116		12:10:40.780
3 -	1:38.336	+ 1.220	12:07:23.654	6 -	1:37.621	+ 0.505	12:12:18.401
4F	Paul LUTI Rover Metro GTi - Metroholics						
1 -	1:45.174	+ 9.172	12:33:14.745	4 -	1:49.954	+ 13.952	12:38:18.047
2 -	1:37.346	+ 1.344	12:34:52.091	5 -	1:51.106	+ 15.104	12:40:09.153
3 -	1:36.002		12:36:28.093	6 -	1:53.208	+ 17.206	12:42:02.361
4E	Mike WILLIAMS Rover Metro GTi - Metroholics						
1 -	1:41.355	+ 11.880	12:17:21.982	3 -	1:30.716	+ 1.241	12:20:25.753
2 -	1:33.055	+ 3.580	12:18:55.037	4 -	1:29.475		12:21:55.228
5A	Goff HOLMES MG TF - Parkside Racing Team						
1 -	1:34.287	+ 8.026	11:21:46.549	4 -	1:26.660	+ 0.399	11:27:34.174
2 -	2:53.793	+ 1:27.532	11:24:40.342	5 -	1:26.261		11:29:00.435
3 -	1:27.172	+ 0.911	11:26:07.514	6 -	1:26.320	+ 0.059	11:30:26.755
5B	Charles HAZEL MG ZR 190 - Parkside Racing Team						
1 -	1:42.996	+ 15.615	11:35:29.342	5 -	1:27.381		11:41:27.125
2 -	1:32.641	+ 5.260	11:37:01.983	6 -	1:28.972	+ 1.591	11:42:56.097
3 -	1:29.728	+ 2.347	11:38:31.711	7 -	1:27.383	+ 0.002	11:44:23.480
4 -	1:28.033	+ 0.652	11:39:59.744				
5C	Andrew RADFORD MG F/TF 190 - Parkside Racing Team						
1 -	1:42.871	+ 18.534	11:49:27.736	4 -	1:26.207	+ 1.870	11:53:47.845
2 -	1:27.733	+ 3.396	11:50:55.469	5 -	1:24.337		11:55:12.182
3 -	1:26.169	+ 1.832	11:52:21.638				
7A	Blaine NEAVES MG B Roadster - Special K						
1 -	1:52.362	+ 18.737	11:20:32.695	3 -	1:33.868	+ 0.243	11:23:43.267
2 -	1:36.704	+ 3.079	11:22:09.399	4 -	1:33.625		11:25:16.892
7B	Ollie NEAVES MG B Roadster - Special K						
1 -	1:37.840	+ 9.529	11:35:17.205	4 -	1:28.311		11:39:45.469
2 -	1:31.072	+ 2.761	11:36:48.277	5 -	8:03.173 P	+ 6:34.862	11:47:48.642
3 -	1:28.881	+ 0.570	11:38:17.158				
7C	Simon CRIPPS MGB Roadster - Special K						
1 -	1:30.430	+ 4.565	11:50:59.669	4 -	1:27.286	+ 1.421	11:55:19.436
2 -	1:26.616	+ 0.751	11:52:26.285	5 -	1:26.443	+ 0.578	11:56:45.879
3 -	1:25.865		11:53:52.150	6 -	1:26.899	+ 1.034	11:58:12.778
7D	James DARBY MG B Roadster - Special K						
1 -	1:39.728	+ 11.539	12:03:26.447	5 -	1:28.189		12:09:27.462
2 -	1:30.659	+ 2.470	12:04:57.106	6 -	1:28.252	+ 0.063	12:10:55.714
3 -	1:31.347	+ 3.158	12:06:28.453	7 -	1:28.827	+ 0.638	12:12:24.541

Weather / Track : Cloudy / Dry

Snetterton
Circuit Length = 1.9520 miles
Start: 11:18 End: 12:43

British Motor Heritage 4 Hour Relay Race

QUALIFYING - RACE 14 - LAP ANALYSIS

4 -	1:30.820	+ 2.631	12:07:59.273			
7E	David BROWN			MG B K Series - Special K		
1 -	1:40.688	+ 8.478	12:17:15.706	5 -	1:34.383	+ 2.173
2 -	1:37.040	+ 4.830	12:18:52.746	6 -	1:32.210	
3 -	1:34.599	+ 2.389	12:20:27.345	7 -	1:33.956	+ 1.746
4 -	1:32.962	+ 0.752	12:22:00.307			
						12:23:34.690
						12:25:06.900
						12:26:40.856
7F	Tamsin FISHER			MG Midget K Series - Special K		
1 -	1:37.513	+ 9.339	12:33:01.229	5 -	1:35.836	+ 7.662
2 -	1:30.641	+ 2.467	12:34:31.870	6 -	1:31.391	+ 3.217
3 -	1:28.174		12:36:00.044	7 -	1:31.393	+ 3.219
4 -	1:31.314	+ 3.140	12:37:31.358			
						12:39:07.194
						12:40:38.585
						12:42:09.978
8A	John WREGHITT			MG B Roadster - Burble B's		
1 -	1:44.769	+ 8.979	11:19:58.422	4 -	1:36.576	+ 0.786
2 -	1:37.825	+ 2.035	11:21:36.247	5 -	1:35.790	
3 -	1:37.175	+ 1.385	11:23:13.422			
						11:24:49.998
						11:26:25.788
8B	Rob MUIR			MGB Roadster - Burble B's		
1 -	1:45.748	+ 11.716	11:35:22.095	5 -	1:34.796	+ 0.764
2 -	1:38.376	+ 4.344	11:37:00.471	6 -	1:34.081	+ 0.049
3 -	1:35.336	+ 1.304	11:38:35.807	7 -	1:34.032	
4 -	1:34.747	+ 0.715	11:40:10.554			
						11:41:45.350
						11:43:19.431
						11:44:53.463
8C	Simon TINKLER			MG BGT - Burble B's		
1 -	1:49.879	+ 6.695	11:49:13.265	4 -	1:43.184	
2 -	1:46.643	+ 3.459	11:50:59.908	5 -	1:45.233	+ 2.049
3 -	1:43.732	+ 0.548	11:52:43.640			
						11:54:26.824
						11:56:12.057
8D	Peter ANDREWS			MGB GT V8 - Burble B's		
1 -	1:44.056	+ 14.411	12:03:55.955	4 -	1:31.077	+ 1.432
2 -	1:36.457	+ 6.812	12:05:32.412	5 -	1:30.221	+ 0.576
3 -	1:34.365	+ 4.720	12:07:06.777	6 -	1:29.645	
						12:08:37.854
						12:10:08.075
						12:11:37.720
8E	Brian SMETHURST			MGB GT V8 - Burble B's		
1 -	1:58.358	+ 11.485	12:17:40.869	4 -	1:47.022	+ 0.149
2 -	1:47.589	+ 0.716	12:19:28.458	5 -	1:46.962	+ 0.089
3 -	1:46.873		12:21:15.331			
						12:23:02.353
						12:24:49.315
8F	David BROOKE			MG BGT - Burble B's		
1 -	1:40.296	+ 13.216	12:33:06.252	5 -	1:27.080	
2 -	1:29.683	+ 2.603	12:34:35.935	6 -	1:27.202	+ 0.122
3 -	1:28.579	+ 1.499	12:36:04.514	7 -	1:28.500	+ 1.420
4 -	1:28.745	+ 1.665	12:37:33.259			
						12:39:00.339
						12:40:27.541
						12:41:56.041
9A	Jonathan HARMER			MG TF - T-Racers		
1 -	1:52.274	+ 11.552	11:20:36.451	5 -	1:40.939	+ 0.217
2 -	1:41.917	+ 1.195	11:22:18.368	6 -	1:41.697	+ 0.975
3 -	1:41.576	+ 0.854	11:23:59.944	7 -	1:40.788	+ 0.066
4 -	1:40.722		11:25:40.666			
						11:27:21.605
						11:29:03.302
						11:30:44.090
9C	Jeff MARSDEN			MG TC - T-Racers		
1 -	1:50.785	+ 12.638	11:49:38.476	4 -	1:38.933	+ 0.786
2 -	1:38.919	+ 0.772	11:51:17.395	5 -	1:38.147	
3 -	1:39.499	+ 1.352	11:52:56.894	6 -	1:41.861	+ 3.714
						11:54:35.827
						11:56:13.974
						11:57:55.835
9D	Tim PATCHETT			MG TA - T-Racers		
1 -	1:49.168	+ 19.176	12:03:49.544	5 -	1:32.198	+ 2.206
2 -	1:36.138	+ 6.146	12:05:25.682	6 -	1:30.921	+ 0.929
3 -	1:35.218	+ 5.226	12:07:00.900	7 -	1:29.992	
4 -	1:31.663	+ 1.671	12:08:32.563			
						12:10:04.761
						12:11:35.682
						12:13:05.674

Weather / Track : Cloudy / Dry

Snetterton
Circuit Length = 1.9520 miles
Start: 11:18 End: 12:43

British Motor Heritage 4 Hour Relay Race
QUALIFYING - RACE 14 - LAP ANALYSIS


9E	David BISHOP		MG TC - T-Racers				
1 -	2:07.485	+ 22.646	12:21:10.233	3 -	1:46.773	+ 1.934	12:24:43.052
2 -	1:46.046	+ 1.207	12:22:56.279	4 -	1:44.839		12:26:27.891
9F	Peter HOUSE		MG TC - T-Racers				
1 -	1:44.719	+ 15.636	12:33:12.820	5 -	1:29.083		12:39:16.144
2 -	1:33.875	+ 4.792	12:34:46.695	6 -	1:32.946	+ 3.863	12:40:49.090
3 -	1:31.270	+ 2.187	12:36:17.965	7 -	1:30.226	+ 1.143	12:42:19.316
4 -	1:29.096	+ 0.013	12:37:47.061				
11E	Roger QUANTRILL		Ford Capri				
1 -	2:04.929	+ 29.337	12:19:09.643	3 -	1:35.592		12:22:26.334
2 -	1:41.099	+ 5.507	12:20:50.742	4 -	1:41.870	+ 6.278	12:24:08.204
5D	Charlie BROWN		Renault Megane R26R				
1 -	1:47.043	+ 19.725	12:03:50.193	5 -	1:28.392	+ 1.074	12:09:47.932
2 -	1:31.092	+ 3.774	12:05:21.285	6 -	1:27.780	+ 0.462	12:11:15.712
3 -	1:28.963	+ 1.645	12:06:50.248	7 -	1:27.318		12:12:43.030
4 -	1:29.292	+ 1.974	12:08:19.540				

Weather / Track : Cloudy / Dry

Snetterton
 Circuit Length = 1.9520 miles
 Start: 11:18 End: 12:43

British Motor Heritage 4 Hour Relay Race

RACE 14 - GRID

ROW 9	21	GROVES-DRAKE-UTTING-WRIGHT-WYATT-GIL			
ROW 8		17	BATES-BRAMBLE-MCKIE-WRIGHT-GREGORY-	11	FENN-BRANSON-BRANSON-le
ROW 7	13	CASSAR-BARLOW-CASSAR-YEARLEY	3	HORWOOD-THOMAS-ROTHON-RAFTER-COLE	
ROW 6		4	ASHTON-WEBB-GENTLE-ASHTON-LUTI-WILLI	8	WREGHITT-MUIR-TINKLER-ANDREWS-SMETH
ROW 5	7	NEAVES-NEAVES-CRIPPS-DARBY-BROWN-FI	9	HARMER-BISHOP-MARSDEN-PATCHETT-BISH	
ROW 4		23	MCDONALD-STEVENS-JORDAN-HILL-ASTLEY	12	HOPE-BENNETT-CHAPPELL-COLEMAN
ROW 3	18	JONES-HISCOCKS-CONNEL-LINES	5	HOLMES-HAZEL-RADFORD-BROWN	
ROW 2		2	OREBI-GANN-WHITESIDE-RIVERS-THORNE	16	HOLMES-RATCLIFF-HOLMES-SPENCER-CRIP
ROW 1	20	GORE-STEWART-HUNTER-GORE-STEWART	15	FOLEY-TILLY-GRUNDON-PARRINGTON	
Pole					
					

Snetterton
Circuit Length = 1.9520 miles

These results are provisional until the conclusion of any judicial and technical matters.

Clerk of Course :		Timekeeper :
-------------------	--	--------------

British Motor Heritage 4 Hour Relay Race

RACE 14 - CLASSIFICATION AFTER 1 HOUR

POS	NO	CL	TEAM / DRIVERS	CAR	LAPS	TIME	GAP	DIFF	MPH	BEST	ON
1	5		Parkside Racing Team Goff HOLMES / Charles HAZEL / Andrew RADFORD / Charlie E	MG TF/MG ZR 190/Megane R26R	37	1:00:46.307			71.30	1:31.370	22
2	15		Team BGTv8 Bernard FOLEY / Chris TILLY / Howard GRUNDON / Joe PARR	MGB GT V8	37	1:01:16.918	30.611	30.611	70.71	1:33.847	2
3	2		Guten Morgans Simon OREBI-GANN / Roger WHITESIDE / Tony RIVERS / Ric	Morgan Roadster	37	1:01:23.763	37.456	6.845	70.58	1:34.377	11
4	13		The Proton Mafia Danny CASSAR / Garry BARLOW / Steve CASSAR / Alan YEA	Proton Satria/Proton Coupe	37	1:02:21.921	1:35.614	58.158	69.48	1:38.336	21
5	12		Team Axis Vic HOPE / Luke BENNETT / Garry CHAPPELL / Kenny COLE	VW Corado/Integra S1/Celica GT/I	36	1:00:16.087	1 lap	1 lap	69.95	1:33.562	2
6	18		Zero Exhausts Colin JONES / Peter HISCOCKS / Roger CONNEL / Bob LINES	MG B/A Roadster/TVR Griffith	36	1:01:16.137	1 lap	1:00.050	68.81	1:34.014	22
7	17		Cockshoot Cup Alan McCormic BATES / Peter BRAMBLE / Stephen MCKIE / Ia	MG BGT/Midget/Healey Sprite	36	1:02:20.847	1 lap	1:04.710	67.62	1:37.907	11
8	16		V8 Cockney Wide Boys Barry HOLMES / Brian RATCLIFF / Terry HOLMES / Rob SPEN	MG B GT V8	35	1:00:56.729	2 laps	1 lap	67.25	1:37.187	10
9	11		Team M-sport Pat FENN / Bryan BRANSON / Brian BRANSON / Tony le MAY	BMW E36 M3/Lotus Elan/Mini Migl	35	1:01:30.518	2 laps	33.789	66.64	1:35.288	26
10	3		Traceys Lightweight Sean HORWOOD / Phill THOMAS / Simon ROTHON / Peter RA	Morgan Roadster	35	1:02:02.080	2 laps	31.562	66.07	1:38.313	10
11	23		The Motley Crew Ian MCDONALD / Celia STEVENS / Mark JORDAN / Gail HILL	Wawrick GT350/Reliant Sabre/Jag	35	1:02:08.873	2 laps	6.793	65.95	1:38.187	8
12	8		Burble B's John WREGHITT / Rob MUIR / Simon TINKLER / Peter ANDRE	MG B Roadster/MGB GT V8	34	1:00:43.153	3 laps	1 lap	65.58	1:37.713	16
13	4		Metroholics Andrew ASHTON / Janes WEBB / Miles GENTLE / Paul ASHTC	Rover Metro Gii	34	1:01:36.738	3 laps	53.585	64.63	1:39.624	2
14	7		Special K Blaine NEAVES / Ollie NEAVES / Simon CRIPPS / James DAR	MG B Roadster/MG Midget	34	1:01:43.430	3 laps	6.692	64.51	1:39.031	2
15	9		T-Racers Jonathan HARMER / John BISHOP / Jeff MARSDEN / Tim PAT	MG TF/MG TA/MG TC	34	1:01:44.489	3 laps	1.059	64.49	1:38.101	2
16	20		Bluesmoke & Hammerash Kevin GORE / David STEWART / Peter HUNTER / Alex GORE	TVR Tuscan/Griffith/Tasmin	33	1:00:51.760	4 laps	1 lap	63.50	1:35.359	12
17	21		Forc Squadra Corse Marshall GROVES / Richard DRAKE / Jim UTTING / Jonathan V	Alfa Romeo 33/Alfasud/GTV/Alfetta	32	1:00:47.702	5 laps	1 lap	61.64	1:40.641	10
					FASTEST LAP						
5			Parkside Racing Team Goff HOLMES / Charles HAZEL / Andrew RADFORD / Charlie E	MG TF/MG ZR 190/Megane R26R	22	1:31.370			76.90 mph	123.77 kph	

Weather / Track : Showers / Wet
 These results are provisional until the conclusion of any judicial and technical matters.

Snetterton
 Circuit Length = 1.9520 miles
 Start: 13:27 End: 00:00

Clerk of Course :		Timekeeper :	
-------------------	--	--------------	--

British Motor Heritage 4 Hour Relay Race

RACE 14 - CLASSIFICATION AFTER 2 HOURS

POS	NO	CL	TEAM / DRIVERS	CAR	LAPS	TIME	GAP	DIFF	MPH	BEST	ON
1	13		The Proton Mafia Danny CASSAR / Garry BARLOW / Steve CASSAR / Alan YEA	Proton Satria/Proton Coupe	72	2:00:41.291			69.87	1:38.086	72
2	5		Parkside Racing Team Goff HOLMES / Charles HAZEL / Andrew RADFORD / Charlie E	MG TF/MG ZR 190/Megane R26R	72	2:01:12.424	31.133	31.133	69.57	1:31.370	22
3	15		Team BGTv8 Bernard FOLEY / Chris TILLY / Howard GRUNDON / Joe PARR	MGB GT V8	71	2:00:04.768	1 lap	1 lap	69.24	1:33.847	2
4	2		Guten Morgans Simon OREBI-GANN / Roger WHITESIDE / Tony RIVERS / Ric	Morgan Roadster	71	2:01:07.038	1 lap	1:02.270	68.65	1:34.377	11
5	12		Team Axis Vic HOPE / Luke BENNETT / Garry CHAPPELL / Kenny COLE	VW Corado/Integra S1/Celica GT/I	69	2:00:42.768	3 laps	2 laps	66.94	1:33.562	2
6	16		V8 Cockney Wide Boys Barry HOLMES / Brian RATCLIFF / Terry HOLMES / Rob SPEN	MG B GT V8	69	2:00:51.070	3 laps	8.302	66.86	1:37.187	10
7	11		Team M-sport Pat FENN / Bryan BRANSON / Brian BRANSON / Tony le MAY	BMW E36 M3/Lotus Elan/Mini Migl	68	2:01:05.578	4 laps	1 lap	65.76	1:34.837	54
8	23		The Motley Crew Ian MCDONALD / Celia STEVENS / Mark JORDAN / Gail HILL	Wawrick GT350/Reliant Sabrel/Jag	67	2:01:19.206	5 laps	1 lap	64.67	1:38.187	8
9	18		Zero Exhausts Colin JONES / Peter HISCOCKS / Roger CONNELL / Bob LINES	MG B/A Roadster/TVR Griffith	66	2:00:28.040	6 laps	1 lap	64.16	1:34.014	22
10	9		T-Racers Jonathan HARMER / John HATTON / Jeff MARSDEN / Tim PAT	MG TF/MG TA/MG TC	66	2:00:51.346	6 laps	23.306	63.95	1:35.582	50
11	8		Burble B's John WREGHITT / Rob MUIR / Simon TINKLER / Peter ANDRE	MG B Roadster/MGB GT V8	66	2:01:11.169	6 laps	19.823	63.78	1:37.713	16
12	4		Metroholics Andrew ASHTON / Janes WEBB / Miles GENTLE / Paul ASHT	Rover Metro Gti	66	2:01:16.846	6 laps	5.677	63.73	1:39.624	2
13	7		Special K Blaine NEAVES / Ollie NEAVES / Simon CRIPPS / James DAR	MG B Roadster/MG Midget	65	1:59:58.335	7 laps	1 lap	63.45	1:39.031	2
14	20		Bluesmoke & Hammerash Kevin GORE / David STEWART / Peter HUNTER / Alex GORE	TVR Tuscan/Griffith/Tasmin	65	2:00:20.045	7 laps	21.710	63.26	1:35.359	12
15	17		Cockshoot Cup Alan McCormick BATES / Peter BRAMBLE / Stephen MCKIE / Ia	MG BGT/Midget/Healey Sprite	65	2:00:25.705	7 laps	5.660	63.21	1:37.907	11
16	3		Traceys Lightweight Sean HORWOOD / Phill THOMAS / Simon ROTHON / Peter RA	Morgan Roadster	65	2:00:29.740	7 laps	4.035	63.17	1:38.313	10
17	21		Forc Squadra Corse Marshall GROVES / Richard DRAKE / Jim UTTING / Jonathan V	Alfa Romeo 33/Alfasud/GTV/Alfetta	62	2:01:03.606	10 laps	3 laps	59.98	1:40.641	10
FASTEST LAP											
5			Parkside Racing Team Goff HOLMES / Charles HAZEL / Andrew RADFORD / Charlie E	MG TF/MG ZR 190/Megane R26R	22	1:31.370			76.90 mph	123.77 kph	

Weather / Track : Showers / Wet
 These results are provisional until the conclusion of any judicial and technical matters.

Snetterton
 Circuit Length = 1.9520 miles
 Start: 13:27 End: 00:00

Clerk of Course :	Timekeeper :
-------------------	--------------

British Motor Heritage 4 Hour Relay Race

RACE 14 - CLASSIFICATION AFTER 3 HOURS

POS	NO	CL	TEAM / DRIVERS	CAR	LAPS	TIME	GAP	DIFF	MPH	BEST	ON
1	5		Parkside Racing Team Goff HOLMES / Charles HAZEL / Andrew RADFORD / Charlie E	MG TF/MG ZR 190/Megane R26R	109	3:01:32.287			70.32	1:31.370	22
2	13		The Proton Mafia Danny CASSAR / Garry BARLOW / Steve CASSAR / Alan YEA	Proton Satria/Proton Coupe	107	3:01:30.016	2 laps	2 laps	69.04	1:38.086	72
3	15		Team BGTv8 Bernard FOLEY / Chris TILLY / Howard GRUNDON / Joe PARR	MGB GT V8	106	3:01:22.087	3 laps	1 lap	68.44	1:33.847	2
4	12		Team Axis Vic HOPE / Luke BENNETT / Garry CHAPPELL / Kenny COLE	VW Corado/Integra S1/Celica GT/I	105	3:02:19.569	4 laps	1 lap	67.44	1:33.562	2
5	2		Guten Morgans Simon OREBI-GANN / Roger WHITESIDE / Tony RIVERS / Ric	Morgan Roadster	104	3:02:22.727	5 laps	1 lap	66.78	1:34.377	11
6	16		V8 Cockney Wide Boys Barry HOLMES / Brian RATCLIFF / Terry HOLMES / Rob SPEN	MG B GT V8	103	3:02:00.948	6 laps	1 lap	66.27	1:37.187	10
7	11		Team M-sport Pat FENN / Bryan BRANSON / Brian BRANSON / Tony le MAY	BMW E36 M3/Lotus Elan/Mini Migl	103	3:02:56.156	6 laps	55.208	65.94	1:34.837	54
8	7		Special K Blaine NEAVES / Ollie NEAVES / Simon CRIPPS / James DAR	MG B Roadster/MG Midget	101	3:02:59.753	8 laps	2 laps	64.64	1:39.031	2
9	9		T-Racers Jonathan HARMER / John HATTON / Jeff MARSDEN / Tim PAT	MG TF/MG TA/MG TC	100	3:02:23.091	9 laps	1 lap	64.21	1:35.582	50
10	8		Burble B's John WREGHITT / Rob MUIR / Simon TINKLER / Peter ANDRE	MG B Roadster/MGB GT V8	100	3:02:29.810	9 laps	6.719	64.17	1:37.713	16
11	18		Zero Exhausts Colin JONES / Peter HISCOCKS / Roger CONNEL / Bob LINES	MG B/A Roadster/TVR Griffith	100	3:02:34.097	9 laps	4.287	64.15	1:34.014	22
12	4		Metroholics Andrew ASHTON / Janes WEBB / Miles GENTLE / Paul ASHT	Rover Metro Gti	99	3:01:44.589	10 laps	1 lap	63.79	1:39.624	2
13	20		Bluesmoke & Hammerash Kevin GORE / David STEWART / Peter HUNTER / Alex GORE	TVR Tuscan/Griffith/Tasmin	99	3:02:32.103	10 laps	47.514	63.52	1:35.359	12
14	23		The Motley Crew Ian MCDONALD / Celia STEVENS / Mark JORDAN / Gail HILL	Wawrick GT350/Reliant Sabre/Jag	98	3:01:37.477	11 laps	1 lap	63.19	1:38.187	8
15	17		Cockshoot Cup Alan McCormic BATES / Peter BRAMBLE / Stephen MCKIE / Ia	MG BGT/Midget/Healey Sprite	98	3:02:37.798	11 laps	1:00.321	62.84	1:37.907	11
16	3		Traceys Lightweight Sean HORWOOD / Phill THOMAS / Simon ROTHON / Peter R	Morgan Roadster	98	3:02:44.032	11 laps	6.234	62.81	1:38.313	10
17	21		Forc Squadra Corse Marshall GROVES / Richard DRAKE / Jim UTTING / Jonathan V	Alfa Romeo 33/Alfasud/GTV/Alfetta	94	3:01:43.759	15 laps	4 laps	60.57	1:40.641	10
FASTEST LAP											
5			Parkside Racing Team Goff HOLMES / Charles HAZEL / Andrew RADFORD / Charlie E	MG TF/MG ZR 190/Megane R26R	22	1:31.370			76.90 mph	123.77 kph	

Weather / Track : Showers / Wet

These results are provisional until the conclusion of any judicial and technical matters.

Snetterton

Circuit Length = 1.9520 miles

Start: 13:27 End: 00:00

Clerk of Course :

Timekeeper :

British Motor Heritage 4 Hour Relay Race

RACE 14 - CLASSIFICATION

POS	NO	CL	TEAM / DRIVERS	CAR	LAPS	TIME	GAP	DIFF	MPH	BEST	ON
1	5		Parkside Racing Team Goff HOLMES / Charles HAZEL / Andrew RADFORD / Charlie E	MG TF/MG ZR 190/Megane R26R	147	4:00:12.854			71.67	1:26.588	145
2	13		The Proton Mafia Danny CASSAR / Garry BARLOW / Steve CASSAR / Alan YEA	Proton Satria/Proton Coupe	145	4:01:35.818	2 laps	2 laps	70.29	1:28.748	145
3	15		Team BGTv8 Bernard FOLEY / Chris TILLY / Howard GRUNDON / Joe PARR	MGB GT V8	144	4:01:10.546	3 laps	1 lap	69.92	1:24.540	144
4	12		Team Axis Vic HOPE / Luke BENNETT / Garry CHAPPELL / Kenny COLE	VW Corado/Integra S1/Celica GT/I	142	4:00:50.947	5 laps	2 laps	69.05	1:26.724	130
5	2		Guten Morgans Simon OREBI-GANN / Roger WHITESIDE / Tony RIVERS / Ric	Morgan Roadster	142	4:01:09.433	5 laps	18.486	68.96	1:26.891	141
6	16		V8 Cockney Wide Boys Barry HOLMES / Brian RATCLIFF / Terry HOLMES / Rob SPEN	MG B GT V8	140	4:00:31.404	7 laps	2 laps	68.17	1:26.819	140
7	11		Team M-sport Pat FENN / Bryan BRANSON / Brian BRANSON / Tony le MAY	BMW E36 M3/Lotus Elan/Mini Migl	138	4:00:32.338	9 laps	2 laps	67.19	1:26.322	131
8	7		Special K Blaine NEAVES / Ollie NEAVES / Simon CRIPPS / James DAR	MG B Roadster/MG Midget	137	4:01:07.753	10 laps	1 lap	66.54	1:30.354	133
9	18		Zero Exhausts Colin JONES / Peter HISCOCKS / Roger CONNEL / Bob LINES	MG B/A Roadster/TVR Griffith	135	4:00:54.763	12 laps	2 laps	65.62	1:26.788	131
10	8		Burble B's John WREGHITT / Rob MUIR / Simon TINKLER / Peter ANDRE	MG B Roadster/MGB GT V8	135	4:01:03.016	12 laps	8.253	65.59	1:29.989	135
11	4		Metroholics Andrew ASHTON / Janes WEBB / Miles GENTLE / Paul ASHTC	Rover Metro Gti	135	4:01:09.462	12 laps	6.446	65.56	1:29.829	133
12	20		Bluesmoke & Hammerash Kevin GORE / David STEWART / Peter HUNTER / Alex GORE	TVR Tuscan/Griffith/Tasmin	134	4:00:33.873	13 laps	1 lap	65.23	1:19.656	133
13	9		T-Racers Jonathan HARMER / John HATTON / Jeff MARSDEN / Tim PAI	MG TF/MG TA/MG TC	134	4:00:51.787	13 laps	17.914	65.15	1:33.419	109
14	17		Cockshoot Cup Alan McCormic BATES / Peter BRAMBLE / Stephen MCKIE / Ia	MG BGT/Midget/Healey Sprite	134	4:01:42.266	13 laps	50.479	64.93	1:29.838	126
15	3		Traceys Lightweights Sean HORWOOD / Phill THOMAS / Simon ROTHON / Peter RA	Morgan Roadster	133	4:01:31.733	14 laps	1 lap	64.49	1:31.317	130
16	23		The Motley Crew Ian McDONALD / Celia STEVENS / Mark JORDAN / Gail HILL	Wawrick GT350/Reliant Sabre/Jag	133	4:01:38.691	14 laps	6.958	64.46	1:28.720	133
17	21		Forc Squadra Corse Marshall GROVES / Richard DRAKE / Jim UTTING / Jonathan V	Alfa Romeo 33/Alfasud/GTV/Alfetta	128	4:01:32.399	19 laps	5 laps	62.06	1:31.827	124
					FASTEST LAP						
20			Bluesmoke & Hammerash Kevin GORE / David STEWART / Peter HUNTER / Alex GORE	TVR Tuscan/Griffith/Tasmin	133	1:19.656		88.21 mph		141.97 kph	

Weather / Track : Showers / Wet

These results are provisional until the conclusion of any judicial and technical matters.

Snetterton

Circuit Length = 1.9520 miles

Start: 13:27 End: 17:29

Clerk of Course :

Timekeeper :

British Motor Heritage 4 Hour Relay Race

RACE 14 - LAP CHART

Lap 1			Lap 2			Lap 3			Lap 4			Lap 5		
No	Behind	Laptime	No	Behind	Laptime	No	Behind	Laptime	No	Behind	Laptime	No	Behind	Laptime
15		1:35.874	15		1:33.847	15		1:37.310	15		1:38.040	15		1:38.989
20	0.696	1:36.570	2	4.882	1:34.833	2	4.405	1:36.833	2	2.976	1:36.611	2	0.571	1:36.584
16	2.625	1:38.499	16	7.622	1:38.844	16	12.135	1:41.823	18	12.620	1:36.156	18	10.266	1:36.635
2	3.896	1:39.770	23	12.273	1:39.080	18	14.504	1:38.405	16	16.342	1:42.247	16	15.893	1:38.540
23	7.040	1:42.914	7	12.899	1:39.031	23	14.632	1:39.669	23	18.386	1:41.794	23	19.103	1:39.706
7	7.715	1:43.589	13	13.134	1:38.672	13	15.736	1:39.912	13	18.578	1:40.882	13	19.765	1:40.176
13	8.309	1:44.183	18	13.409	1:38.513	9	16.466	1:39.588	9	19.711	1:41.285	12	20.421	1:36.617
18	8.743	1:44.617	9	14.188	1:38.101	4	17.789	1:39.752	4	21.351	1:41.602	11	22.214	1:39.397
4	9.570	1:45.444	20	15.010	1:48.161	5	19.466	1:41.348	11	21.806	1:39.820	4	22.224	1:39.862
9	9.934	1:45.808	4	15.347	1:39.624	7	19.782	1:44.193	5	22.402	1:40.976	8	28.068	1:40.052
5	10.282	1:46.156	5	15.428	1:38.993	11	20.026	1:41.388	12	22.793	1:37.539	17	29.222	1:39.927
11	10.672	1:46.546	11	15.948	1:39.123	8	21.003	1:40.589	8	27.005	1:44.042	21	36.330	1:44.866
8	11.334	1:47.208	8	17.724	1:40.237	17	21.886	1:41.074	17	28.284	1:44.438	9	45.365	2:04.643
17	12.309	1:48.183	17	18.122	1:39.660	20	22.589	1:44.889	3	28.881	1:42.967	5	46.783	2:03.370
3	13.048	1:48.922	3	18.182	1:38.981	12	23.294	1:35.844	20	30.243	1:45.694	3	50.496	2:00.604
21	13.257	1:49.131	21	22.477	1:43.067	3	23.954	1:43.082	21	30.453	1:42.128	7	1:11.268	1:59.414
12	25.045	2:00.919	12	24.760	1:33.562	21	26.365	1:41.198	7	50.843	2:09.101	20	1:14.208	2:22.954

Weather / Track : Showers / Wet

Snetterton
Circuit Length = 1.9520 miles
Start: 13:27 End: 17:29

British Motor Heritage 4 Hour Relay Race

RACE 14 - LAP CHART

Lap 6			Lap 7			Lap 8			Lap 9			Lap 10		
No	Behind	Laptime	No	Behind	Laptime	No	Behind	Laptime	No	Behind	Laptime	No	Behind	Laptime
15		1:36.664	15		1:36.381	15		1:35.194	15		1:36.901	15		1:36.691
2	0.909	1:37.002	2	0.590	1:36.062	2	0.893	1:35.497	2	0.840	1:36.848	2	0.634	1:36.485
18	10.185	1:36.583	18	10.608	1:36.804	18	12.270	1:36.856	20	1 LAP	1:42.320	20	1 LAP	1:36.734
16	17.790	1:38.561	12	18.253	1:35.306	12	19.004	1:35.945	18	11.957	1:36.588	18	10.529	1:35.263
12	19.328	1:35.571	16	19.988	1:38.579	16	23.524	1:38.730	7	1 LAP	1:56.866	12	19.322	1:37.262
11	22.881	1:37.331	11	24.352	1:37.852	4	36.071	1:39.860	12	18.751	1:36.648	16	25.350	1:37.187
4	26.424	1:40.864	13	30.652	1:40.065	13	36.247	1:40.789	16	24.854	1:38.231	7	1 LAP	1:54.967
13	26.968	1:43.867	4	31.405	1:41.362	8	37.165	1:39.594	8	39.771	1:39.507	8	40.794	1:37.714
8	30.258	1:38.854	8	32.765	1:38.888	17	39.802	1:39.111	13	41.243	1:41.897	5	40.926	1:34.793
17	32.396	1:39.838	17	35.885	1:39.870	5	46.683	1:32.868	17	42.549	1:39.648	13	43.235	1:38.683
21	45.589	1:45.923	5	49.009	1:34.414	11	48.627	1:59.469	4	42.746	1:43.576	4	45.876	1:39.821
5	50.976	1:40.857	21	52.417	1:43.209	21	58.092	1:40.869	5	42.824	1:33.042	17	47.014	1:41.156
3	1:00.493	1:46.661	3	1:09.704	1:45.592	3	1:16.811	1:42.301	21	1:01.862	1:40.671	21	1:05.812	1:40.641
9	1:03.078	1:54.377	9	1:12.544	1:45.847	9	1:23.221	1:45.871	11	1:12.897	2:01.171	11	1:18.839	1:42.633
23	1:21.286	2:38.847	23	1:26.555	1:41.650	23	1:29.548	1:38.187	3	1:21.413	1:41.503	3	1:23.035	1:38.313
7	1:21.434	1:46.830	7	1:28.650	1:43.597				9	1:31.162	1:44.842	23	1:33.319	1:38.647
20	1:27.393	1:49.849	20	1:33.651	1:42.639				23	1:31.363	1:38.716			

Weather / Track : Showers / Wet

Snetterton
Circuit Length = 1.9520 miles
Start: 13:27 End: 17:29

British Motor Heritage 4 Hour Relay Race

RACE 14 - LAP CHART

Lap 11			Lap 12			Lap 13			Lap 14			Lap 15		
No	Behind	Laptime	No	Behind	Laptime	No	Behind	Laptime	No	Behind	Laptime	No	Behind	Laptime
15		1:34.104	15		1:35.969	15		1:34.630	15		1:36.857	15		1:36.156
2	0.907	1:34.377	2	0.351	1:35.413	2	1.593	1:35.872	2	0.634	1:35.898	4	1 LAP	1:47.457
20	1 LAP	1:36.024	23	1 LAP	1:39.128	23	1 LAP	1:38.301	3	1 LAP	1:41.872	3	1 LAP	1:40.531
9	1 LAP	1:45.583	20	1 LAP	1:35.502	20	1 LAP	1:35.359	20	1 LAP	1:36.152	18	8.866	1:36.474
18	11.842	1:35.417	18	10.273	1:34.400	11	1 LAP	1:52.314	18	8.548	1:35.628	20	1 LAP	1:40.361
12	21.106	1:35.888	9	1 LAP	1:45.548	18	9.777	1:34.134	23	1 LAP	1:42.835	23	1 LAP	1:39.866
16	28.893	1:37.647	12	21.321	1:36.184	12	22.605	1:35.914	21	1 LAP	2:05.804	2	15.988	1:51.510
5	40.476	1:33.654	16	30.866	1:37.942	9	1 LAP	1:45.311	12	22.418	1:36.670	12	22.779	1:36.517
7	1 LAP	1:44.503	5	37.666	1:33.159	16	34.659	1:38.423	5	33.829	1:34.898	5	30.446	1:32.773
8	44.637	1:37.947	8	47.087	1:38.419	5	35.788	1:32.752	9	1 LAP	1:45.805	21	1 LAP	1:53.526
13	47.889	1:38.758	13	51.591	1:39.671	8	50.339	1:37.882	16	36.501	1:38.699	16	39.283	1:38.938
17	50.817	1:37.907	17	54.159	1:39.311	13	56.904	1:39.943	11	1 LAP	2:09.281	9	1 LAP	1:47.848
4	53.662	1:41.890	7	1 LAP	1:49.658	7	1 LAP	1:44.608	8	52.106	1:38.624	8	54.171	1:38.221
21	1:13.495	1:41.787	4	1:17.000	1:59.307	17	1:08.972	1:49.443	13	1:00.186	1:40.139	11	1 LAP	1:55.646
11	1:27.078	1:42.343	21	1:19.515	1:41.989	4	1:32.799	1:50.429	17	1:12.365	1:40.250	13	1:03.846	1:39.816
3	1:27.428	1:38.497	3	1:33.582	1:42.123				7	1 LAP	1:44.157	17	1:15.396	1:39.187
												7	1 LAP	1:41.957

Weather / Track : Showers / Wet

Snetterton
Circuit Length = 1.9520 miles
Start: 13:27 End: 17:29

British Motor Heritage 4 Hour Relay Race

RACE 14 - LAP CHART

Lap 16			Lap 17			Lap 18			Lap 19			Lap 20		
No	Behind	Laptime	No	Behind	Laptime	No	Behind	Laptime	No	Behind	Laptime	No	Behind	Laptime
15		1:36.730	15		1:37.190	15		1:39.286	15		1:38.403	15		1:37.016
18	8.426	1:36.290	18	6.274	1:35.038	18	2.689	1:35.701	18	0.288	1:36.002	18	0.673	1:37.401
20	1 LAP	1:37.282	20	1 LAP	1:44.246	12	17.314	1:35.370	7	2 LAPS	1:43.112	7	2 LAPS	1:41.318
3	1 LAP	1:42.589	3	1 LAP	1:43.406	5	17.838	1:33.955	17	1 LAP	1:52.379	5	9.968	1:32.985
2	15.417	1:36.159	12	21.230	1:36.215	23	1 LAP	1:40.029	5	13.999	1:34.564	2	21.802	1:37.101
23	1 LAP	1:39.507	23	1 LAP	1:40.454	2	23.672	1:37.322	2	21.717	1:36.448	17	1 LAP	1:47.129
4	1 LAP	1:48.426	5	23.169	1:34.017	3	1 LAP	1:43.425	23	1 LAP	1:40.832	23	1 LAP	1:40.753
12	22.205	1:36.156	2	25.636	1:47.409	4	1 LAP	1:46.519	3	1 LAP	1:39.720	3	1 LAP	1:41.064
5	26.342	1:32.626	4	1 LAP	1:46.641	20	1 LAP	2:03.102	12	34.920	1:56.009	12	39.279	1:41.375
21	1 LAP	1:46.764	16	45.896	1:40.814	16	46.579	1:39.969	4	1 LAP	1:44.762	16	50.534	1:39.777
16	42.272	1:39.719	21	1 LAP	1:45.600	21	1 LAP	1:45.834	16	47.773	1:39.597	4	1 LAP	1:46.035
8	55.154	1:37.713	8	1:04.313	1:46.349	8	1:03.460	1:38.433	21	1 LAP	1:45.351	8	1:06.650	1:38.703
9	1 LAP	1:47.538	9	1 LAP	1:46.739	13	1:09.313	1:38.867	8	1:04.963	1:39.906	21	1 LAP	1:45.100
13	1:08.039	1:40.923	13	1:09.732	1:38.883	9	1 LAP	1:47.874	20	1 LAP	2:02.397	13	1:11.503	1:39.044
11	1 LAP	1:48.996	11	1 LAP	1:42.910	11	1 LAP	1:44.006	13	1:09.475	1:38.565	20	1 LAP	1:51.973
17	1:18.105	1:39.439	7	1 LAP	1:51.619				9	1 LAP	1:49.031	11	1 LAP	1:42.134
7	1 LAP	1:41.408	17	1:38.749	1:57.834				11	1 LAP	1:42.044			

Weather / Track : Showers / Wet

Snetterton
Circuit Length = 1.9520 miles
Start: 13:27 End: 17:29

British Motor Heritage 4 Hour Relay Race

RACE 14 - LAP CHART

Lap 21			Lap 22			Lap 23			Lap 24			Lap 25		
No	Behind	Laptime	No	Behind	Laptime	No	Behind	Laptime	No	Behind	Laptime	No	Behind	Laptime
15		1:36.405	18		1:34.014	18		1:35.467	18		1:36.001	18		1:36.244
18	0.588	1:36.320	15	1.411	1:36.013	15	1.713	1:35.769	15	1.267	1:35.555	15	0.327	1:35.304
5	5.678	1:32.115	5	2.446	1:31.370	5	2.963	1:35.984	5	2.577	1:35.615	5	1.285	1:34.952
9	2 LAPS	2:07.915	11	2 LAPS	1:44.462	20	2 LAPS	1:49.980	21	2 LAPS	1:47.182	8	1 LAP	2:06.886
2	24.033	1:38.636	2	27.021	1:37.590	2	29.022	1:37.468	20	2 LAPS	1:47.436	21	2 LAPS	1:45.333
7	2 LAPS	1:55.462	9	2 LAPS	1:49.397	11	2 LAPS	2:09.565	2	31.108	1:38.087	4	2 LAPS	2:07.342
17	1 LAP	1:43.509	7	2 LAPS	1:45.516	9	2 LAPS	1:43.544	11	2 LAPS	1:42.809	2	32.776	1:37.912
23	1 LAP	1:40.561	17	1 LAP	1:43.101	23	1 LAP	1:41.760	23	1 LAP	1:40.403	20	2 LAPS	1:56.208
3	1 LAP	1:40.645	23	1 LAP	1:41.269	3	1 LAP	1:41.644	3	1 LAP	1:40.627	11	2 LAPS	1:37.584
12	45.481	1:42.607	3	1 LAP	1:41.264	7	2 LAPS	1:45.262	9	2 LAPS	1:44.113	23	1 LAP	1:40.476
16	53.538	1:39.409	12	50.557	1:39.678	17	1 LAP	1:45.212	17	1 LAP	1:44.147	9	2 LAPS	1:44.018
4	1 LAP	1:45.537	16	58.105	1:39.169	12	56.153	1:41.063	7	2 LAPS	1:48.226	17	1 LAP	1:43.157
8	1:08.723	1:38.478	4	1 LAP	1:45.566	16	1:02.520	1:39.882	12	1:01.891	1:41.739	12	1:06.839	1:41.192
13	1:13.434	1:38.336	8	1:12.275	1:38.154	8	1:14.947	1:38.139	16	1:07.040	1:40.521	3	1 LAP	2:05.373
21	1 LAP	1:45.129	13	1:17.588	1:38.756	13	1:20.623	1:38.502	13	1:23.942	1:39.320	13	1:27.082	1:39.384
20	1 LAP	1:50.023	21	1 LAP	1:44.542	4	1 LAP	1:45.871				7	2 LAPS	2:07.140
												16	1:34.578	2:03.782

Weather / Track : Showers / Wet

Snetterton
Circuit Length = 1.9520 miles
Start: 13:27 End: 17:29

British Motor Heritage 4 Hour Relay Race

RACE 14 - LAP CHART

Lap 26			Lap 27			Lap 28			Lap 29			Lap 30		
No	Behind	Laptime	No	Behind	Laptime	No	Behind	Laptime	No	Behind	Laptime	No	Behind	Laptime
15		1:37.600	5		1:33.742	5		1:31.997	5		1:54.873	5		1:44.182
5	1.257	1:37.899	7	3 LAPS	1:47.715	3	2 LAPS	1:40.626	23	2 LAPS	1:50.398	7	3 LAPS	1:51.971
18	25.657	2:03.584	16	1 LAP	1:59.739	13	1 LAP	1:40.023	7	3 LAPS	1:45.699	3	2 LAPS	2:06.937
4	2 LAPS	1:53.096	15	23.513	1:58.512	23	2 LAPS	1:54.698	2	27.426	1:39.779	23	2 LAPS	1:54.724
2	33.434	1:38.585	2	37.343	1:38.908	7	3 LAPS	1:42.547	15	29.326	1:43.236	2	24.250	1:41.006
8	1 LAP	2:05.915	18	46.953	1:56.295	15	40.963	1:49.447	11	2 LAPS	1:45.681	15	29.024	1:43.880
11	2 LAPS	1:36.706	11	2 LAPS	1:35.420	2	42.520	1:37.174	16	1 LAP	1:53.053	11	2 LAPS	1:41.127
21	2 LAPS	2:13.775	4	2 LAPS	1:51.603	16	1 LAP	1:54.392	4	2 LAPS	1:51.401	16	1 LAP	1:53.621
20	2 LAPS	1:48.106	8	1 LAP	1:56.842	11	2 LAPS	1:35.288	18	1:07.488	1:54.185	18	1:16.967	1:53.661
9	2 LAPS	1:43.484	20	2 LAPS	1:46.930	4	2 LAPS	1:49.565	12	1:18.203	1:45.866	4	2 LAPS	2:00.819
17	1 LAP	1:41.992	21	2 LAPS	1:53.487	18	1:08.176	1:53.220	17	1 LAP	1:48.194	12	1:20.251	1:46.230
12	1:09.748	1:40.836	9	2 LAPS	1:43.120	20	2 LAPS	1:48.269	21	3 LAPS	3:46.499	17	1 LAP	1:47.274
23	1 LAP	2:06.929	12	1:15.093	1:40.344	8	1 LAP	1:55.979	20	2 LAPS	2:02.301	13	1:28.979	1:42.446
3	1 LAP	1:43.685	17	1 LAP	1:43.748	12	1:27.210	1:44.114	13	1:30.715	1:42.647	20	2 LAPS	1:52.711
13	1:28.376	1:39.221				17	1 LAP	1:45.417	8	1 LAP	2:02.769	9	2 LAPS	1:51.686
						9	2 LAPS	1:50.856	9	2 LAPS	1:55.006			
						13	1:42.941	1:41.538						

Weather / Track : Showers / Wet

Snetterton
Circuit Length = 1.9520 miles
Start: 13:27 End: 17:29

British Motor Heritage 4 Hour Relay Race

RACE 14 - LAP CHART

Lap 31			Lap 32			Lap 33			Lap 34			Lap 35		
No	Behind	Laptime	No	Behind	Laptime	No	Behind	Laptime	No	Behind	Laptime	No	Behind	Laptime
5		1:44.187	5		1:43.713	5		1:44.856	5		1:44.806	5		1:44.503
8	2 LAPS	2:03.491	20	3 LAPS	1:51.223	9	3 LAPS	1:54.216	18	1 LAP	1:54.855	18	1 LAP	1:51.959
21	4 LAPS	2:12.621	9	3 LAPS	1:53.150	2	19.822	1:43.393	4	3 LAPS	1:53.500	4	3 LAPS	1:52.716
2	22.431	1:42.368	2	21.285	1:42.567	15	32.293	1:45.939	2	18.153	1:43.137	2	16.558	1:42.908
7	3 LAPS	1:52.585	8	2 LAPS	2:04.275	11	2 LAPS	1:44.738	9	3 LAPS	1:55.115	11	2 LAPS	1:42.569
23	2 LAPS	1:52.909	7	3 LAPS	1:51.093	7	3 LAPS	1:50.392	15	31.220	1:43.733	9	3 LAPS	1:52.186
15	28.926	1:44.089	15	31.210	1:45.997	8	2 LAPS	2:02.162	11	2 LAPS	1:42.598	15	32.506	1:45.789
3	2 LAPS	2:02.388	21	4 LAPS	2:03.331	20	3 LAPS	2:27.995	7	3 LAPS	1:51.007	7	3 LAPS	1:51.978
11	2 LAPS	1:40.690	11	2 LAPS	1:42.988	23	2 LAPS	1:53.128	23	2 LAPS	1:53.317	23	2 LAPS	1:51.639
16	1 LAP	1:58.446	23	2 LAPS	1:55.266	3	2 LAPS	1:52.726	3	2 LAPS	1:54.043	3	2 LAPS	1:50.711
12	1:25.716	1:49.652	3	2 LAPS	1:50.279	21	4 LAPS	2:06.250	8	2 LAPS	2:04.287	12	1:14.654	1:43.290
18	1:26.173	1:53.393	16	1 LAP	1:55.539	12	1:20.555	1:41.649	21	4 LAPS	2:04.322	8	2 LAPS	2:02.866
13	1:26.429	1:41.637	12	1:23.762	1:41.759	13	1:21.307	1:41.858	12	1:15.867	1:40.118	21	4 LAPS	1:59.619
17	1 LAP	1:45.488	13	1:24.305	1:41.589	16	1 LAP	1:55.919	13	1:17.540	1:41.039	17	1 LAP	1:46.519
4	2 LAPS	1:56.084	17	1 LAP	1:46.548	17	1 LAP	1:43.925	20	3 LAPS	2:21.555	13	1:36.727	2:03.690
			18	1:38.786	1:56.326				17	1 LAP	1:46.842	20	3 LAPS	2:02.448
			4	2 LAPS	1:55.520				16	1 LAP	1:53.834			

Weather / Track : Showers / Wet

Snetterton
Circuit Length = 1.9520 miles
Start: 13:27 End: 17:29

British Motor Heritage 4 Hour Relay Race

RACE 14 - LAP CHART

Lap 36			Lap 37			Lap 38			Lap 39			Lap 40		
No	Behind	Laptime	No	Behind	Laptime	No	Behind	Laptime	No	Behind	Laptime	No	Behind	Laptime
5		1:44.809	5		1:44.504	5		1:45.258	5		1:42.792	5		2:05.003
16	2 LAPS	1:54.442	21	5 LAPS	2:02.154	8	3 LAPS	2:01.361	12	1 LAP	1:52.838	15	18.374	1:50.143
2	17.796	1:46.047	20	4 LAPS	1:54.367	20	4 LAPS	1:54.602	20	4 LAPS	1:55.673	20	4 LAPS	1:55.758
18	1 LAP	1:53.379	16	2 LAPS	1:52.215	21	5 LAPS	2:02.054	8	3 LAPS	1:59.940	8	3 LAPS	2:01.116
11	2 LAPS	1:40.638	18	1 LAP	1:54.329	15	29.608	1:44.255	15	33.234	1:46.418	2	27.009	1:46.201
15	31.225	1:43.528	15	30.611	1:43.890	16	2 LAPS	2:04.853	21	5 LAPS	2:00.942	16	2 LAPS	1:52.745
4	3 LAPS	2:10.694	2	37.456	2:04.164	18	1 LAP	1:52.377	16	2 LAPS	1:52.566	9	3 LAPS	1:41.785
7	3 LAPS	1:49.108	11	2 LAPS	2:03.251	2	42.165	1:49.967	18	1 LAP	1:51.531	18	1 LAP	1:53.560
9	3 LAPS	2:11.799	4	3 LAPS	1:54.191	11	2 LAPS	1:53.036	2	45.811	1:46.438	4	3 LAPS	1:48.610
3	2 LAPS	1:51.738	7	3 LAPS	1:47.801	9	3 LAPS	1:41.463	9	3 LAPS	1:39.338	7	3 LAPS	1:49.785
23	2 LAPS	1:54.990	9	3 LAPS	1:43.245	4	3 LAPS	1:49.566	4	3 LAPS	1:51.887	21	5 LAPS	2:29.770
12	1:14.284	1:44.439	3	2 LAPS	1:50.625	7	3 LAPS	1:47.858	7	3 LAPS	1:48.264	13	1:04.100	1:39.689
17	1 LAP	1:46.207	23	2 LAPS	1:55.491	3	2 LAPS	1:51.147	3	2 LAPS	1:50.067	17	1 LAP	1:43.842
13	1:37.880	1:45.962	17	1 LAP	1:43.783	23	2 LAPS	1:52.732	13	1:29.414	1:40.475	3	2 LAPS	1:52.985
8	2 LAPS	2:04.028	13	1:35.614	1:42.238	13	1:31.731	1:41.375	17	1 LAP	1:46.069	11	2 LAPS	1:49.580
			12	1:39.850	2:10.070	17	1 LAP	1:43.234	11	2 LAPS	2:27.261	23	2 LAPS	1:52.377
									23	2 LAPS	1:56.795	12	1:36.216	1:49.675

Weather / Track : Showers / Wet

Snetterton
Circuit Length = 1.9520 miles
Start: 13:27 End: 17:29

British Motor Heritage 4 Hour Relay Race

RACE 14 - LAP CHART

Lap 41			Lap 42			Lap 43			Lap 44			Lap 45		
No	Behind	Laptime	No	Behind	Laptime	No	Behind	Laptime	No	Behind	Laptime	No	Behind	Laptime
5		1:54.100	5		1:41.915	5		1:46.347	5		1:46.085	5		1:43.084
15	9.548	1:45.274	15	12.296	1:44.663	21	6 LAPS	2:05.929	9	3 LAPS	1:40.534	11	3 LAPS	1:43.231
9	3 LAPS	1:41.485	9	3 LAPS	1:39.291	9	3 LAPS	1:39.428	23	3 LAPS	1:54.617	12	1 LAP	1:50.971
2	18.229	1:45.320	2	21.214	1:44.900	17	2 LAPS	2:06.374	11	3 LAPS	2:19.732	23	3 LAPS	1:51.769
20	4 LAPS	2:01.050	20	4 LAPS	1:55.021	15	11.610	1:45.661	15	10.187	1:44.662	15	10.958	1:43.855
16	2 LAPS	1:55.315	16	2 LAPS	1:53.917	2	18.719	1:43.852	2	20.013	1:47.379	2	21.900	1:44.971
18	1 LAP	1:52.744	18	1 LAP	1:49.913	13	44.671	1:41.506	17	2 LAPS	2:01.945	13	35.346	1:40.575
8	3 LAPS	2:01.608	13	49.512	1:41.512	18	1 LAP	1:54.564	13	37.855	1:39.269	17	2 LAPS	1:59.763
4	3 LAPS	1:49.098	4	3 LAPS	1:49.727	20	4 LAPS	2:00.697	4	3 LAPS	1:52.840	4	3 LAPS	1:48.737
7	3 LAPS	1:48.974	8	3 LAPS	2:03.366	4	3 LAPS	1:49.466	21	6 LAPS	2:46.209	16	2 LAPS	1:52.308
13	49.915	1:39.915	7	3 LAPS	1:53.441	16	2 LAPS	2:00.210	16	2 LAPS	1:55.283	21	6 LAPS	2:00.996
11	2 LAPS	1:46.414	11	2 LAPS	1:45.460	7	3 LAPS	1:51.720	7	3 LAPS	1:50.306	7	3 LAPS	2:11.304
3	2 LAPS	1:52.828	3	2 LAPS	1:50.091	8	3 LAPS	2:01.796	18	1 LAP	2:18.828	9	2 LAPS	1:39.248
21	5 LAPS	2:16.210	23	2 LAPS	1:52.072	3	2 LAPS	1:47.855	8	3 LAPS	2:00.444	3	2 LAPS	1:54.237
17	1 LAP	2:08.036	12	1:42.853	1:53.195	12	1:43.070	1:46.564	3	2 LAPS	1:47.487	8	3 LAPS	2:00.000
23	2 LAPS	1:52.056							20	4 LAPS	2:26.426			
12	1:31.573	1:49.457							9	2 LAPS	1:38.939			

Weather / Track : Showers / Wet

Snetterton
Circuit Length = 1.9520 miles
Start: 13:27 End: 17:29

British Motor Heritage 4 Hour Relay Race

RACE 14 - LAP CHART

Lap 46			Lap 47			Lap 48			Lap 49			Lap 50		
No	Behind	Laptime	No	Behind	Laptime	No	Behind	Laptime	No	Behind	Laptime	No	Behind	Laptime
5		1:44.573	5		1:44.917	5		1:43.661	5		1:43.850	5		1:45.508
11	3 LAPS	1:40.432	7	4 LAPS	1:56.808	3	3 LAPS	1:50.374	21	7 LAPS	1:53.893	16	3 LAPS	1:42.105
20	5 LAPS	1:56.762	20	5 LAPS	1:46.026	16	3 LAPS	2:12.070	20	5 LAPS	1:44.986	20	5 LAPS	1:45.934
18	2 LAPS	2:09.415	12	1 LAP	1:48.643	20	5 LAPS	1:45.646	16	3 LAPS	1:47.447	17	3 LAPS	2:04.877
12	1 LAP	1:47.038	15	12.118	1:44.227	7	4 LAPS	1:52.860	3	3 LAPS	1:51.711	21	7 LAPS	1:52.089
15	12.808	1:46.423	8	4 LAPS	2:00.664	15	12.696	1:44.239	15	16.246	1:47.400	15	13.847	1:43.109
23	3 LAPS	1:53.346	2	22.862	1:46.769	12	1 LAP	1:50.216	12	1 LAP	1:44.952	13	14.306	1:40.065
2	21.010	1:43.683	18	2 LAPS	2:04.301	13	23.806	1:41.441	7	4 LAPS	1:52.737	3	3 LAPS	1:50.866
13	29.882	1:39.109	13	26.026	1:41.061	2	27.476	1:48.275	13	19.749	1:39.793	12	1 LAP	1:44.981
17	2 LAPS	2:00.218	23	3 LAPS	1:55.760	18	2 LAPS	1:56.724	2	29.328	1:45.702	7	4 LAPS	1:52.421
4	3 LAPS	1:50.512	17	2 LAPS	2:02.930	23	3 LAPS	1:52.182	23	3 LAPS	1:52.762	2	28.837	1:45.017
16	2 LAPS	1:52.902	4	3 LAPS	1:49.006	8	4 LAPS	2:25.798	18	2 LAPS	1:55.676	23	3 LAPS	1:52.872
9	2 LAPS	1:37.774	9	2 LAPS	1:39.785	9	2 LAPS	1:38.715	8	4 LAPS	1:56.403	18	2 LAPS	1:56.691
21	6 LAPS	1:55.865	11	2 LAPS	1:37.380	4	3 LAPS	1:50.172	9	2 LAPS	1:37.845	9	2 LAPS	1:38.886
11	2 LAPS	1:37.527	21	6 LAPS	1:53.130	11	2 LAPS	1:37.082	11	2 LAPS	1:37.133	11	2 LAPS	1:34.983
3	2 LAPS	1:48.538				17	2 LAPS	2:03.590	4	3 LAPS	1:49.199	8	4 LAPS	1:47.243
												4	3 LAPS	1:48.977

Weather / Track : Showers / Wet

Snetterton
Circuit Length = 1.9520 miles
Start: 13:27 End: 17:29

British Motor Heritage 4 Hour Relay Race

RACE 14 - LAP CHART

Lap 51			Lap 52			Lap 53			Lap 54			Lap 55		
No	Behind	Laptime	No	Behind	Laptime	No	Behind	Laptime	No	Behind	Laptime	No	Behind	Laptime
5		1:43.187	5		1:43.688	13		1:39.671	13		1:39.824	13		1:39.084
16	3 LAPS	1:41.274	16	3 LAPS	1:41.106	23	4 LAPS	2:28.980	15	12.466	1:44.311	4	4 LAPS	1:48.713
20	5 LAPS	1:44.262	13	8.512	1:39.728	20	5 LAPS	1:45.407	20	5 LAPS	1:46.069	18	3 LAPS	1:57.479
13	12.472	1:41.353	20	5 LAPS	1:45.343	15	7.979	1:42.612	5	24.633	1:45.306	15	16.980	1:43.598
15	15.335	1:44.675	15	13.550	1:41.903	5	19.151	2:07.334	23	4 LAPS	2:01.489	20	5 LAPS	1:45.798
21	7 LAPS	1:51.406	21	7 LAPS	1:49.451	12	1 LAP	1:47.198	12	1 LAP	1:45.407	5	24.429	1:38.880
12	1 LAP	1:48.332	12	1 LAP	1:46.046	21	7 LAPS	1:48.549	21	7 LAPS	1:48.689	11	2 LAPS	1:36.353
3	3 LAPS	1:50.938	3	3 LAPS	1:48.592	3	3 LAPS	1:47.460	3	3 LAPS	1:48.445	23	4 LAPS	1:52.638
17	3 LAPS	2:02.846	2	37.236	1:50.821	2	35.772	1:46.719	11	2 LAPS	1:36.486	12	1 LAP	1:47.421
2	30.103	1:44.453	7	4 LAPS	1:54.222	9	2 LAPS	1:37.768	2	41.817	1:45.869	21	7 LAPS	1:49.045
7	4 LAPS	1:50.115	17	3 LAPS	2:02.568	11	2 LAPS	1:37.983	7	4 LAPS	1:49.885	3	3 LAPS	1:48.457
9	2 LAPS	1:37.603	9	2 LAPS	1:35.582	7	4 LAPS	1:51.009	9	2 LAPS	1:56.779	2	47.358	1:44.625
11	2 LAPS	1:37.663	11	2 LAPS	1:35.642	17	3 LAPS	2:01.317	17	3 LAPS	2:03.903	7	4 LAPS	1:49.143
23	3 LAPS	1:54.404	8	4 LAPS	1:50.889	8	4 LAPS	1:46.450	8	4 LAPS	1:46.633	9	2 LAPS	2:07.309
18	2 LAPS	1:56.393	18	2 LAPS	1:55.951	18	2 LAPS	1:56.309	16	2 LAPS	1:42.725	8	4 LAPS	1:49.287
8	4 LAPS	1:46.188	4	3 LAPS	1:47.985	16	2 LAPS	1:40.883				16	2 LAPS	1:40.512
4	3 LAPS	1:48.339	16	2 LAPS	1:41.887	4	3 LAPS	1:47.340						

Weather / Track : Showers / Wet

Snetterton
Circuit Length = 1.9520 miles
Start: 13:27 End: 17:29

British Motor Heritage 4 Hour Relay Race

RACE 14 - LAP CHART

Lap 56			Lap 57			Lap 58			Lap 59			Lap 60		
No	Behind	Laptime	No	Behind	Laptime	No	Behind	Laptime	No	Behind	Laptime	No	Behind	Laptime
13		1:40.474	13		1:39.811	13		1:38.433	13		1:39.005	13		1:39.721
17	4 LAPS	2:02.025	16	3 LAPS	1:42.161	16	3 LAPS	1:40.894	7	5 LAPS	1:51.509	12	2 LAPS	1:55.043
4	4 LAPS	1:47.450	8	5 LAPS	1:48.506	8	5 LAPS	1:45.894	16	3 LAPS	1:41.075	16	3 LAPS	1:40.506
15	18.441	1:41.935	9	3 LAPS	1:59.573	5	24.107	1:38.166	8	5 LAPS	1:45.594	17	5 LAPS	2:32.724
5	26.355	1:42.400	15	22.011	1:43.381	9	3 LAPS	1:57.265	5	23.922	1:38.820	7	5 LAPS	1:49.386
20	5 LAPS	1:47.463	5	24.374	1:37.830	15	25.433	1:41.855	11	2 LAPS	1:38.114	21	8 LAPS	2:20.355
18	3 LAPS	1:56.807	4	4 LAPS	1:47.699	11	2 LAPS	1:35.981	15	28.023	1:41.595	3	5 LAPS	3:39.939
11	2 LAPS	1:34.837	11	2 LAPS	1:37.067	4	4 LAPS	1:46.581	9	3 LAPS	1:54.974	5	21.515	1:37.314
12	1 LAP	1:49.432	17	4 LAPS	2:02.431	17	4 LAPS	2:04.451	4	4 LAPS	2:04.995	8	5 LAPS	1:47.121
23	4 LAPS	1:50.295	20	5 LAPS	1:46.349	18	3 LAPS	1:54.756	18	3 LAPS	1:55.521	15	29.241	1:40.939
21	7 LAPS	1:48.128	18	3 LAPS	1:55.688	23	4 LAPS	1:48.595	2	1:16.466	1:47.523	11	2 LAPS	2:06.480
2	53.683	1:46.799	12	1 LAP	1:43.577	2	1:07.948	1:45.908	23	4 LAPS	1:50.889	9	3 LAPS	1:56.049
3	3 LAPS	1:50.414	23	4 LAPS	1:47.524	20	5 LAPS	2:13.427	20	5 LAPS	2:04.916	4	4 LAPS	1:51.927
7	4 LAPS	1:49.859	2	1:00.473	1:46.601	21	7 LAPS	1:48.256				2	1:21.555	1:44.810
			21	7 LAPS	1:49.462	12	1 LAP	2:11.663				23	4 LAPS	1:45.444
			7	4 LAPS	1:51.334									
			3	3 LAPS	2:14.685									

Weather / Track : Showers / Wet

Snetterton
Circuit Length = 1.9520 miles
Start: 13:27 End: 17:29

British Motor Heritage 4 Hour Relay Race

RACE 14 - LAP CHART

Lap 61			Lap 62			Lap 63			Lap 64			Lap 65		
No	Behind	Laptime	No	Behind	Laptime	No	Behind	Laptime	No	Behind	Laptime	No	Behind	Laptime
13		1:39.487	13		1:38.538	13		1:38.652	13		1:40.270	13		1:43.349
16	3 LAPS	1:40.828	16	3 LAPS	1:39.061	16	3 LAPS	1:47.246	23	5 LAPS	1:46.683	23	5 LAPS	1:46.450
12	2 LAPS	1:49.094	12	2 LAPS	1:48.804	5	29.989	1:40.922	9	4 LAPS	1:54.754	21	9 LAPS	2:00.010
20	6 LAPS	1:56.179	20	6 LAPS	1:52.561	12	2 LAPS	1:50.540	11	3 LAPS	1:56.306	9	4 LAPS	1:53.398
18	4 LAPS	2:18.753	5	27.719	1:43.575	20	6 LAPS	1:49.818	4	5 LAPS	1:50.006	16	3 LAPS	1:37.846
7	5 LAPS	1:49.831	7	5 LAPS	1:55.634	15	44.760	1:42.446	16	3 LAPS	1:43.042	11	3 LAPS	1:52.368
5	22.682	1:40.654	15	40.966	1:46.190	7	5 LAPS	1:49.057	5	30.058	1:40.339	5	25.842	1:39.133
17	5 LAPS	2:00.622	8	5 LAPS	1:47.816	8	5 LAPS	1:45.324	12	2 LAPS	1:48.240	15	46.788	1:42.781
15	33.314	1:43.560	18	4 LAPS	2:08.718	18	4 LAPS	1:58.103	20	6 LAPS	1:47.521	12	2 LAPS	1:49.697
8	5 LAPS	1:50.633	17	5 LAPS	1:56.685	17	5 LAPS	1:55.743	15	47.356	1:42.866	20	6 LAPS	1:47.591
3	5 LAPS	2:03.536	3	5 LAPS	1:58.199	3	5 LAPS	1:54.280	7	5 LAPS	1:48.645	7	5 LAPS	1:48.638
21	8 LAPS	2:15.562	21	8 LAPS	2:02.134	21	8 LAPS	1:58.259	8	5 LAPS	1:47.406	8	5 LAPS	1:49.158
9	3 LAPS	1:55.484	9	3 LAPS	1:53.691	2	1:38.699	1:47.613	17	5 LAPS	1:55.931	4	5 LAPS	2:47.827
11	2 LAPS	2:04.537	11	2 LAPS	1:50.649				18	4 LAPS	1:58.833	17	5 LAPS	1:56.119
4	4 LAPS	1:51.958	2	1:29.738	1:42.949				3	5 LAPS	1:55.821	18	4 LAPS	1:56.406
2	1:25.327	1:43.259	23	4 LAPS	1:45.024				2	1:41.924	1:43.495			
23	4 LAPS	1:45.281	4	4 LAPS	1:52.670									

Weather / Track : Showers / Wet

Snetterton
Circuit Length = 1.9520 miles
Start: 13:27 End: 17:29

British Motor Heritage 4 Hour Relay Race

RACE 14 - LAP CHART

Lap 66			Lap 67			Lap 68			Lap 69			Lap 70		
No	Behind	Laptime	No	Behind	Laptime	No	Behind	Laptime	No	Behind	Laptime	No	Behind	Laptime
13		1:40.967	13		1:41.932	13		1:38.266	13		1:38.832	13		1:38.854
3	6 LAPS	1:56.851	2	1 LAP	1:44.044	2	1 LAP	1:43.032	7	6 LAPS	2:04.026	4	6 LAPS	1:43.928
2	1 LAP	1:44.850	17	6 LAPS	1:56.967	16	3 LAPS	1:39.498	16	3 LAPS	1:37.571	16	3 LAPS	1:38.064
23	5 LAPS	1:43.157	16	3 LAPS	1:39.004	23	5 LAPS	1:44.639	2	1 LAP	1:43.265	2	1 LAP	1:42.572
16	3 LAPS	1:38.260	18	5 LAPS	1:57.213	17	6 LAPS	1:57.955	23	5 LAPS	1:43.776	7	6 LAPS	1:57.195
21	9 LAPS	1:58.133	23	5 LAPS	1:45.006	18	5 LAPS	1:57.595	5	31.839	1:39.607	23	5 LAPS	1:42.055
5	26.512	1:41.637	3	6 LAPS	1:57.352	5	31.064	1:39.308	17	6 LAPS	1:56.952	5	30.641	1:37.656
11	3 LAPS	1:53.913	5	30.022	1:45.442	3	6 LAPS	1:55.137	18	5 LAPS	1:56.587	15	57.866	1:43.788
9	4 LAPS	1:56.311	11	3 LAPS	1:53.526	11	3 LAPS	1:49.285	3	6 LAPS	1:56.032	17	6 LAPS	1:56.041
15	47.347	1:41.526	9	4 LAPS	1:56.590	15	50.973	1:43.114	15	52.932	1:40.791	18	5 LAPS	1:55.918
20	6 LAPS	1:46.552	15	46.125	1:40.710	9	4 LAPS	1:55.160	11	3 LAPS	1:53.204	3	6 LAPS	1:56.593
12	2 LAPS	1:47.734	21	9 LAPS	2:02.277	20	6 LAPS	1:44.380	20	6 LAPS	1:43.291	20	6 LAPS	1:43.345
7	5 LAPS	1:47.589	20	6 LAPS	1:43.675	21	9 LAPS	1:57.747	12	2 LAPS	1:49.618	12	2 LAPS	1:49.618
8	5 LAPS	1:46.800	12	2 LAPS	1:47.473	12	2 LAPS	1:47.411	21	9 LAPS	1:57.435	21	9 LAPS	1:57.435
4	5 LAPS	1:48.739	7	5 LAPS	1:47.733	8	5 LAPS	1:47.843	8	5 LAPS	1:45.480	8	5 LAPS	1:45.480
			8	5 LAPS	1:47.650	4	5 LAPS	1:47.172	9	4 LAPS	2:15.682			
			4	5 LAPS	1:49.492									

Weather / Track : Showers / Wet

Snetterton
Circuit Length = 1.9520 miles
Start: 13:27 End: 17:29

British Motor Heritage 4 Hour Relay Race

RACE 14 - LAP CHART

Lap 71			Lap 72			Lap 73			Lap 74			Lap 75		
No	Behind	Laptime	No	Behind	Laptime	No	Behind	Laptime	No	Behind	Laptime	No	Behind	Laptime
13		1:39.248	13		1:38.086	13		2:00.532	5		1:39.353	5		1:40.529
8	6 LAPS	1:47.090	12	3 LAPS	1:48.827	16	3 LAPS	1:56.640	13	0.266	1:50.474	13	4.066	1:44.329
21	10 LAPS	1:57.707	16	3 LAPS	1:38.020	9	6 LAPS	1:57.759	2	1 LAP	1:43.051	18	6 LAPS	1:56.520
11	4 LAPS	2:17.678	21	10 LAPS	1:56.212	5	10.855	1:40.254	9	6 LAPS	1:48.242	9	6 LAPS	1:49.503
4	6 LAPS	1:45.069	11	4 LAPS	1:57.737	2	1 LAP	1:47.228	16	3 LAPS	1:56.419	3	7 LAPS	2:03.114
16	3 LAPS	1:41.157	2	1 LAP	1:42.087	11	4 LAPS	1:53.787	23	5 LAPS	1:43.026	23	5 LAPS	1:45.623
2	1 LAP	1:43.507	8	6 LAPS	2:06.515	23	5 LAPS	1:43.419	11	4 LAPS	1:52.543	20	7 LAPS	2:11.786
5	31.504	1:40.111	5	31.133	1:37.715	8	6 LAPS	1:57.503	8	6 LAPS	1:51.273	16	3 LAPS	1:50.363
23	5 LAPS	1:45.314	4	6 LAPS	2:04.421	4	6 LAPS	1:59.000	4	6 LAPS	1:50.879	17	7 LAPS	2:18.040
7	6 LAPS	2:13.617	23	5 LAPS	1:43.350	21	10 LAPS	2:22.606	15	35.744	1:41.041	2	1 LAP	2:10.355
15	1:01.563	1:42.945	15	1:05.778	1:42.301	15	44.911	1:39.665	21	10 LAPS	1:50.793	15	39.590	1:44.375
20	6 LAPS	1:45.757	7	6 LAPS	1:52.959	7	6 LAPS	1:44.739	7	6 LAPS	1:43.787	8	6 LAPS	1:52.997
17	6 LAPS	1:58.700	20	6 LAPS	1:43.082	17	6 LAPS	1:56.846	12	2 LAPS	1:48.232	4	6 LAPS	1:51.662
18	5 LAPS	1:58.549	17	6 LAPS	1:58.286	12	2 LAPS	1:47.504				21	10 LAPS	1:48.281
3	6 LAPS	1:56.743	18	5 LAPS	1:58.160	20	6 LAPS	2:18.510				7	6 LAPS	1:45.484
			3	6 LAPS	1:58.818	18	5 LAPS	1:57.215				11	4 LAPS	2:23.041
			12	2 LAPS	1:51.274	3	6 LAPS	1:56.513						

Weather / Track : Showers / Wet

Snetterton
Circuit Length = 1.9520 miles
Start: 13:27 End: 17:29

British Motor Heritage 4 Hour Relay Race

RACE 14 - LAP CHART

Lap 76			Lap 77			Lap 78			Lap 79			Lap 80		
No	Behind	Laptime	No	Behind	Laptime	No	Behind	Laptime	No	Behind	Laptime	No	Behind	Laptime
5		1:38.493	5		1:37.451	5		1:37.930	5		1:36.987	5		1:38.346
13	10.085	1:44.512	21	11 LAPS	2:23.505	21	11 LAPS	1:52.735	11	5 LAPS	1:56.161	18	7 LAPS	1:54.281
18	6 LAPS	1:54.881	13	16.044	1:43.410	13	21.833	1:43.719	21	11 LAPS	1:49.159	17	8 LAPS	1:47.566
23	5 LAPS	1:45.936	23	5 LAPS	1:43.413	23	5 LAPS	1:42.981	13	27.699	1:42.853	11	5 LAPS	1:54.069
9	6 LAPS	1:51.784	9	6 LAPS	1:50.344	12	3 LAPS	1:40.724	23	5 LAPS	1:42.121	13	34.735	1:45.382
12	3 LAPS	2:12.614	18	6 LAPS	1:54.600	9	6 LAPS	1:46.829	12	3 LAPS	1:47.193	21	11 LAPS	1:46.511
16	3 LAPS	1:50.431	16	3 LAPS	1:47.042	16	3 LAPS	1:46.584	9	6 LAPS	1:45.742	23	5 LAPS	1:42.932
3	7 LAPS	1:59.649	12	3 LAPS	1:50.985	15	53.307	1:42.736	15	1:01.236	1:44.916	12	3 LAPS	1:38.768
20	7 LAPS	1:56.425	15	48.501	1:41.845	7	6 LAPS	1:44.571	16	3 LAPS	1:46.191	15	1:03.897	1:41.007
15	44.107	1:43.010	3	7 LAPS	1:56.952	3	7 LAPS	1:54.293	7	6 LAPS	1:42.282	16	3 LAPS	1:44.024
8	6 LAPS	1:50.665	20	7 LAPS	1:57.449	8	6 LAPS	1:48.642	8	6 LAPS	1:49.393	9	6 LAPS	1:48.790
2	1 LAP	1:56.839	7	6 LAPS	1:43.327	20	7 LAPS	1:55.045	3	7 LAPS	1:56.012	7	6 LAPS	1:41.576
7	6 LAPS	1:43.687	8	6 LAPS	1:48.864	2	1 LAP	1:50.705	20	7 LAPS	1:53.728	8	6 LAPS	1:47.360
4	6 LAPS	1:51.525	2	1 LAP	1:51.082	4	6 LAPS	1:48.808	4	6 LAPS	1:51.001			
17	7 LAPS	2:19.344	4	6 LAPS	1:48.115	18	6 LAPS	2:21.598	2	1 LAP	1:53.142			
11	4 LAPS	1:56.000	17	7 LAPS	1:54.033	17	7 LAPS	1:48.579						
			11	4 LAPS	1:55.062									

Weather / Track : Showers / Wet

Snetterton
Circuit Length = 1.9520 miles
Start: 13:27 End: 17:29

British Motor Heritage 4 Hour Relay Race

RACE 14 - LAP CHART

Lap 81			Lap 82			Lap 83			Lap 84			Lap 85		
No	Behind	Laptime	No	Behind	Laptime	No	Behind	Laptime	No	Behind	Laptime	No	Behind	Laptime
5		1:42.064	5		1:37.879	5		1:38.041	5		1:38.962	5		1:39.836
20	8 LAPS	1:48.428	8	7 LAPS	1:47.281	18	7 LAPS	1:41.833	18	7 LAPS	1:40.656	16	4 LAPS	1:44.388
4	7 LAPS	1:49.563	18	7 LAPS	1:40.473	8	7 LAPS	1:47.690	8	7 LAPS	1:47.341	7	7 LAPS	1:52.002
2	2 LAPS	1:50.693	20	8 LAPS	1:46.516	4	7 LAPS	1:47.217	20	8 LAPS	1:47.362	18	7 LAPS	1:41.641
18	7 LAPS	1:44.969	4	7 LAPS	1:46.184	20	8 LAPS	1:50.473	4	7 LAPS	1:54.627	8	7 LAPS	1:46.710
3	8 LAPS	1:56.662	2	2 LAPS	1:48.434	2	2 LAPS	1:47.715	2	2 LAPS	1:53.812	20	8 LAPS	1:46.150
17	8 LAPS	1:48.727	17	8 LAPS	1:49.396	17	8 LAPS	1:55.470	13	50.977	1:42.517	4	7 LAPS	1:45.147
13	36.170	1:43.499	3	8 LAPS	1:55.455	3	8 LAPS	1:58.804	12	3 LAPS	1:35.725	12	3 LAPS	1:38.209
21	11 LAPS	1:48.625	13	42.362	1:44.071	13	47.422	1:43.101	17	8 LAPS	1:50.199	2	2 LAPS	1:48.887
23	5 LAPS	1:44.738	12	3 LAPS	1:38.978	12	3 LAPS	1:37.000	3	8 LAPS	1:57.531	13	56.666	1:45.525
12	3 LAPS	1:38.649	23	5 LAPS	1:46.352	23	5 LAPS	1:42.822	23	5 LAPS	1:42.135	17	8 LAPS	1:50.997
11	5 LAPS	2:14.442	21	11 LAPS	2:00.556	21	11 LAPS	1:45.254	11	5 LAPS	1:37.791	23	5 LAPS	1:45.212
16	3 LAPS	1:44.829	11	5 LAPS	1:48.334	11	5 LAPS	1:38.751	21	11 LAPS	1:44.364	11	5 LAPS	1:39.061
9	6 LAPS	1:45.212	7	6 LAPS	1:41.762	9	6 LAPS	1:45.969	15	1:34.941	1:42.236	3	8 LAPS	1:54.373
7	6 LAPS	1:40.621	9	6 LAPS	1:49.550	7	6 LAPS	1:48.089	9	6 LAPS	1:46.930	21	11 LAPS	1:43.976
15	1:22.199	2:00.366	15	1:29.322	1:45.002	15	1:31.667	1:40.386				15	1:35.774	1:40.669
			16	3 LAPS	2:00.077	16	3 LAPS	1:44.565						

Weather / Track : Showers / Wet

Snetterton
Circuit Length = 1.9520 miles
Start: 13:27 End: 17:29

British Motor Heritage 4 Hour Relay Race

RACE 14 - LAP CHART

Lap 86			Lap 87			Lap 88			Lap 89			Lap 90		
No	Behind	Laptime	No	Behind	Laptime	No	Behind	Laptime	No	Behind	Laptime	No	Behind	Laptime
5		1:36.425	5		2:01.067	5		1:45.617	5		1:39.239	5		1:34.092
9	7 LAPS	1:45.810	16	4 LAPS	1:44.229	16	4 LAPS	1:46.511	7	7 LAPS	1:45.075	18	7 LAPS	1:41.352
7	7 LAPS	1:46.744	3	9 LAPS	2:20.297	3	9 LAPS	1:58.176	18	7 LAPS	1:43.368	7	7 LAPS	1:44.167
16	4 LAPS	1:51.237	18	7 LAPS	1:41.142	9	7 LAPS	2:08.454	16	4 LAPS	1:46.211	12	3 LAPS	1:37.143
18	7 LAPS	1:42.488	8	7 LAPS	1:48.094	12	3 LAPS	1:38.865	23	6 LAPS	2:08.130	16	4 LAPS	1:47.597
8	7 LAPS	1:47.066	12	3 LAPS	1:37.580	8	7 LAPS	1:49.354	12	3 LAPS	1:37.887	3	9 LAPS	1:47.198
20	8 LAPS	1:46.732	20	8 LAPS	1:45.986	4	7 LAPS	1:46.506	3	9 LAPS	1:48.772	23	6 LAPS	2:00.127
12	3 LAPS	1:36.772	4	7 LAPS	1:44.997	13	40.762	1:42.719	9	7 LAPS	1:57.566	11	5 LAPS	1:38.458
4	7 LAPS	1:45.611	13	43.660	1:42.719	11	5 LAPS	1:36.997	8	7 LAPS	1:47.048	9	7 LAPS	1:50.232
13	1:02.008	1:41.767	2	2 LAPS	1:47.881	2	2 LAPS	1:48.918	4	7 LAPS	1:44.848	8	7 LAPS	1:47.915
2	2 LAPS	1:48.219	11	5 LAPS	1:37.535	20	8 LAPS	2:13.798	11	5 LAPS	1:37.167	13	52.482	1:41.959
17	8 LAPS	1:49.702	17	8 LAPS	1:49.653	15	1:07.500	1:38.687	13	44.615	1:43.092	4	7 LAPS	1:45.068
11	5 LAPS	1:38.623	15	1:14.430	1:38.276	17	8 LAPS	1:50.159	2	2 LAPS	1:48.029	15	1:12.378	1:39.993
23	5 LAPS	1:43.636	21	11 LAPS	1:44.747	21	11 LAPS	1:44.732	15	1:06.477	1:38.216	20	8 LAPS	1:42.931
21	11 LAPS	1:45.998	23	5 LAPS	2:10.740				20	8 LAPS	1:51.336	2	2 LAPS	1:54.330
15	1:37.221	1:37.872	7	6 LAPS	1:42.723				17	8 LAPS	1:48.171			
9	6 LAPS	1:45.293	18	6 LAPS	1:41.149				21	11 LAPS	1:46.679			

Weather / Track : Showers / Wet

Snetterton
Circuit Length = 1.9520 miles
Start: 13:27 End: 17:29

British Motor Heritage 4 Hour Relay Race

RACE 14 - LAP CHART

Lap 91			Lap 92			Lap 93			Lap 94			Lap 95		
No	Behind	Laptime	No	Behind	Laptime	No	Behind	Laptime	No	Behind	Laptime	No	Behind	Laptime
5		1:33.902	5		1:34.863	5		1:37.892	5		1:36.301	5		1:38.659
17	9 LAPS	1:48.070	2	3 LAPS	1:49.884	20	9 LAPS	1:43.185	20	9 LAPS	1:42.839	8	8 LAPS	1:50.194
18	7 LAPS	1:41.277	20	9 LAPS	1:51.840	2	3 LAPS	1:50.715	18	7 LAPS	1:39.935	9	8 LAPS	1:49.447
7	7 LAPS	1:41.027	17	9 LAPS	1:47.389	18	7 LAPS	1:39.505	12	3 LAPS	1:39.431	20	9 LAPS	1:41.872
12	3 LAPS	1:36.695	18	7 LAPS	1:40.470	17	9 LAPS	1:49.426	2	3 LAPS	1:56.803	12	3 LAPS	1:36.964
21	12 LAPS	2:11.825	12	3 LAPS	1:36.438	12	3 LAPS	1:36.541	17	9 LAPS	1:53.274	15	1 LAP	2:15.604
16	4 LAPS	1:46.158	7	7 LAPS	1:45.588	7	7 LAPS	1:42.482	7	7 LAPS	1:44.332	18	7 LAPS	1:42.206
3	9 LAPS	1:44.590	16	4 LAPS	1:47.696	11	5 LAPS	1:40.177	23	7 LAPS	2:29.611	7	7 LAPS	1:45.076
11	5 LAPS	1:36.749	21	12 LAPS	1:59.187	16	4 LAPS	1:48.201	11	5 LAPS	1:36.809	2	3 LAPS	1:51.309
13	1:02.236	1:43.656	11	5 LAPS	1:35.598	21	12 LAPS	1:56.941	16	4 LAPS	1:48.348	17	9 LAPS	1:46.866
23	6 LAPS	2:01.076	3	9 LAPS	1:46.728	3	9 LAPS	1:47.593	3	9 LAPS	1:45.382	11	5 LAPS	1:36.037
4	7 LAPS	1:47.132	13	1:10.056	1:42.683	13	1:15.692	1:43.528	13	1:23.787	1:44.396	23	7 LAPS	2:03.529
8	7 LAPS	1:48.897	4	7 LAPS	1:47.289	4	7 LAPS	1:46.691	21	12 LAPS	1:55.392	16	4 LAPS	1:49.781
9	7 LAPS	1:50.097	8	7 LAPS	1:49.569	15	1:27.125	1:42.616	4	7 LAPS	1:46.916	13	1:28.670	1:43.542
15	1:17.785	1:39.309	15	1:22.401	1:39.479	8	7 LAPS	1:48.339				3	9 LAPS	1:49.143
			9	7 LAPS	1:52.123	9	7 LAPS	1:48.730						
			23	6 LAPS	2:01.938									

Weather / Track : Showers / Wet

Snetterton
Circuit Length = 1.9520 miles
Start: 13:27 End: 17:29

British Motor Heritage 4 Hour Relay Race

RACE 14 - LAP CHART

Lap 96			Lap 97			Lap 98			Lap 99			Lap 100		
No	Behind	Laptime	No	Behind	Laptime	No	Behind	Laptime	No	Behind	Laptime	No	Behind	Laptime
5		1:35.910	5		1:37.619	5		1:35.560	5		1:35.882	5		1:36.104
21	13 LAPS	1:52.425	3	10 LAPS	1:49.544	13	1 LAP	1:42.751	2	4 LAPS	1:52.275	7	8 LAPS	1:43.227
9	8 LAPS	1:48.173	23	8 LAPS	2:07.607	3	10 LAPS	1:47.266	13	1 LAP	1:43.773	18	8 LAPS	1:56.236
12	3 LAPS	1:35.840	21	13 LAPS	1:54.846	16	5 LAPS	2:08.772	3	10 LAPS	1:46.928	17	10 LAPS	1:58.692
20	9 LAPS	1:43.457	12	3 LAPS	1:35.060	23	8 LAPS	2:06.550	16	5 LAPS	1:47.553	2	4 LAPS	1:53.049
4	8 LAPS	2:12.159	9	8 LAPS	1:48.685	20	9 LAPS	1:43.610	20	9 LAPS	1:43.978	13	1 LAP	1:45.727
18	7 LAPS	1:42.312	20	9 LAPS	1:45.328	21	13 LAPS	1:56.733	11	5 LAPS	1:39.921	3	10 LAPS	1:48.133
8	8 LAPS	2:09.901	4	8 LAPS	1:53.067	9	8 LAPS	1:49.245	9	8 LAPS	1:51.046	16	5 LAPS	1:41.863
15	1 LAP	1:54.588	8	8 LAPS	1:49.448	12	3 LAPS	1:58.712	12	3 LAPS	1:54.118	20	9 LAPS	1:55.489
11	5 LAPS	1:39.266	11	5 LAPS	1:36.475	11	5 LAPS	1:36.763	23	8 LAPS	2:06.444	12	3 LAPS	1:44.424
17	9 LAPS	1:49.342	15	1 LAP	1:46.534	8	8 LAPS	1:45.180	21	13 LAPS	2:00.267	9	8 LAPS	1:48.804
2	3 LAPS	1:52.570	18	7 LAPS	2:06.531	4	8 LAPS	1:51.099	8	8 LAPS	1:43.808	8	8 LAPS	1:46.330
7	7 LAPS	2:04.676	17	9 LAPS	1:49.095	15	1 LAP	1:47.610	15	1 LAP	1:45.944	11	5 LAPS	2:01.011
16	4 LAPS	1:51.204	2	3 LAPS	1:52.018	17	9 LAPS	1:48.782	4	8 LAPS	1:48.345	15	1 LAP	1:46.807
13	1:37.325	1:44.565	7	7 LAPS	1:48.358	18	7 LAPS	1:58.780				21	13 LAPS	1:56.520
						7	7 LAPS	1:43.453				4	8 LAPS	1:49.996

Weather / Track : Showers / Wet

Snetterton
Circuit Length = 1.9520 miles
Start: 13:27 End: 17:29

British Motor Heritage 4 Hour Relay Race

RACE 14 - LAP CHART

Lap 101			Lap 102			Lap 103			Lap 104			Lap 105		
No	Behind	Laptime	No	Behind	Laptime	No	Behind	Laptime	No	Behind	Laptime	No	Behind	Laptime
5		1:37.609	5		1:34.019	5		1:35.089	5		1:35.206	5		1:36.126
23	9 LAPS	2:08.698	4	9 LAPS	1:49.078	8	9 LAPS	1:45.490	2	5 LAPS	1:50.972	23	10 LAPS	2:07.463
7	8 LAPS	1:51.848	21	14 LAPS	1:53.879	4	9 LAPS	1:46.963	12	4 LAPS	1:46.328	17	11 LAPS	1:49.947
17	10 LAPS	1:50.145	15	2 LAPS	1:55.701	15	2 LAPS	1:46.529	8	9 LAPS	1:43.203	12	4 LAPS	1:45.914
18	8 LAPS	1:54.485	7	8 LAPS	1:42.540	9	9 LAPS	2:10.218	4	9 LAPS	1:49.319	2	5 LAPS	1:46.205
13	1 LAP	1:45.212	23	9 LAPS	2:06.537	21	14 LAPS	1:51.980	9	9 LAPS	1:44.765	8	9 LAPS	1:43.588
2	4 LAPS	1:52.551	13	1 LAP	1:44.107	7	8 LAPS	1:43.205	15	2 LAPS	1:50.838	20	10 LAPS	2:09.665
3	10 LAPS	1:48.224	18	8 LAPS	1:57.069	13	1 LAP	1:44.139	21	14 LAPS	1:51.897	9	9 LAPS	1:36.567
16	5 LAPS	1:48.165	17	10 LAPS	2:11.955	23	9 LAPS	2:05.008	7	8 LAPS	1:43.982	4	9 LAPS	1:47.728
20	9 LAPS	1:40.957	3	10 LAPS	1:48.716	18	8 LAPS	1:51.294	13	1 LAP	1:43.268	15	2 LAPS	1:46.133
12	3 LAPS	1:41.769	16	5 LAPS	1:41.876	16	5 LAPS	1:43.621	18	8 LAPS	1:52.325	7	8 LAPS	1:45.166
9	8 LAPS	1:49.119	2	4 LAPS	2:22.711	3	10 LAPS	1:48.316	16	5 LAPS	1:45.923	21	14 LAPS	1:50.828
8	8 LAPS	1:44.329	20	9 LAPS	1:42.114	17	10 LAPS	1:56.876	3	10 LAPS	1:48.957	13	1 LAP	1:42.360
11	5 LAPS	1:40.400	12	3 LAPS	1:42.254	20	9 LAPS	1:42.252	11	5 LAPS	1:37.804			
			11	5 LAPS	1:36.356	11	5 LAPS	1:38.202						

Weather / Track : Showers / Wet

Snetterton
Circuit Length = 1.9520 miles
Start: 13:27 End: 17:29

British Motor Heritage 4 Hour Relay Race

RACE 14 - LAP CHART

Lap 106			Lap 107			Lap 108			Lap 109			Lap 110		
No	Behind	Laptime	No	Behind	Laptime	No	Behind	Laptime	No	Behind	Laptime	No	Behind	Laptime
5		1:36.042	5		1:33.454	5		1:33.421	5		1:33.640	5		1:33.050
16	6 LAPS	1:45.628	16	6 LAPS	1:42.591	16	6 LAPS	1:43.969	23	11 LAPS	2:08.368	15	3 LAPS	1:43.871
11	6 LAPS	1:39.809	18	9 LAPS	1:51.333	12	4 LAPS	1:43.531	21	15 LAPS	1:49.199	13	2 LAPS	1:42.211
18	9 LAPS	1:53.680	12	4 LAPS	1:42.730	2	5 LAPS	1:41.941	4	10 LAPS	1:46.390	4	10 LAPS	1:44.599
3	11 LAPS	1:49.637	2	5 LAPS	1:43.348	18	9 LAPS	1:50.827	16	6 LAPS	1:41.191	21	15 LAPS	1:49.538
12	4 LAPS	1:42.743	17	11 LAPS	1:49.277	9	9 LAPS	1:36.944	12	4 LAPS	1:43.207	16	6 LAPS	1:40.540
17	11 LAPS	1:51.519	8	9 LAPS	1:43.269	8	9 LAPS	1:43.020	2	5 LAPS	1:43.866	23	11 LAPS	2:05.901
2	5 LAPS	1:46.152	9	9 LAPS	1:36.909	17	11 LAPS	1:48.381	9	9 LAPS	1:38.910	12	4 LAPS	1:42.454
8	9 LAPS	1:43.897	3	11 LAPS	2:07.271	20	10 LAPS	1:40.381	8	9 LAPS	1:44.983	9	9 LAPS	1:39.697
23	10 LAPS	2:05.555	20	10 LAPS	1:41.807	3	11 LAPS	1:49.402	20	10 LAPS	1:39.950	2	5 LAPS	1:42.527
20	10 LAPS	1:47.597	11	6 LAPS	2:17.605	11	6 LAPS	1:55.424	18	9 LAPS	1:51.466	20	10 LAPS	1:39.180
9	9 LAPS	1:37.954	23	10 LAPS	2:06.544	7	8 LAPS	1:41.681	17	11 LAPS	1:47.889	8	9 LAPS	1:43.823
4	9 LAPS	1:47.165	15	2 LAPS	1:44.365	15	2 LAPS	1:46.569	3	11 LAPS	1:45.843	18	9 LAPS	1:49.425
15	2 LAPS	1:46.094	7	8 LAPS	1:43.806	13	1 LAP	1:44.011	11	6 LAPS	1:48.350	17	11 LAPS	1:48.588
7	8 LAPS	1:42.747	13	1 LAP	1:42.448				7	8 LAPS	1:40.421	3	11 LAPS	1:46.017
13	1 LAP	1:42.379	21	14 LAPS	1:48.897									
21	14 LAPS	1:50.816	4	9 LAPS	2:07.648									

Weather / Track : Showers / Wet

Snetterton
Circuit Length = 1.9520 miles
Start: 13:27 End: 17:29

British Motor Heritage 4 Hour Relay Race

RACE 14 - LAP CHART

Lap 111			Lap 112			Lap 113			Lap 114			Lap 115		
No	Behind	Laptime	No	Behind	Laptime	No	Behind	Laptime	No	Behind	Laptime	No	Behind	Laptime
5		1:34.047	5		1:33.915	5		1:33.796	5		1:32.424	5		1:33.857
7	9 LAPS	1:41.590	18	10 LAPS	1:50.084	23	12 LAPS	2:04.545	8	10 LAPS	1:43.576	8	10 LAPS	1:43.187
11	7 LAPS	1:46.241	17	12 LAPS	1:48.794	21	16 LAPS	2:05.811	12	5 LAPS	2:05.200	12	5 LAPS	1:38.839
15	3 LAPS	1:46.948	3	12 LAPS	1:47.075	7	9 LAPS	1:39.934	7	9 LAPS	1:40.737	7	9 LAPS	1:39.107
4	10 LAPS	1:42.228	7	9 LAPS	1:39.648	17	12 LAPS	1:48.012	17	12 LAPS	1:47.232	17	12 LAPS	1:46.246
13	2 LAPS	2:01.682	11	7 LAPS	1:47.728	18	10 LAPS	1:49.776	21	16 LAPS	1:57.397	3	12 LAPS	1:48.794
16	6 LAPS	1:40.795	15	3 LAPS	1:45.552	3	12 LAPS	1:48.800	18	10 LAPS	1:49.820	21	16 LAPS	1:54.762
9	9 LAPS	1:37.119	4	10 LAPS	1:41.494	11	7 LAPS	1:45.869	3	12 LAPS	1:47.997	11	7 LAPS	1:46.501
12	4 LAPS	1:44.376	13	2 LAPS	1:47.343	15	3 LAPS	1:44.396	23	12 LAPS	2:06.474	15	3 LAPS	1:42.513
2	5 LAPS	1:41.940	16	6 LAPS	1:39.164	4	10 LAPS	1:39.971	11	7 LAPS	1:45.936	4	10 LAPS	1:40.485
21	15 LAPS	2:15.742	9	9 LAPS	1:35.110	16	6 LAPS	1:38.973	15	3 LAPS	1:43.865	16	6 LAPS	1:37.695
23	11 LAPS	2:05.735	12	4 LAPS	1:41.757	13	2 LAPS	1:40.452	4	10 LAPS	1:40.429	9	9 LAPS	1:36.544
20	10 LAPS	1:40.895	2	5 LAPS	1:41.698	9	9 LAPS	1:33.925	16	6 LAPS	1:37.710	13	2 LAPS	1:39.733
8	9 LAPS	1:42.895	20	10 LAPS	1:41.755	2	5 LAPS	1:40.763	13	2 LAPS	1:40.517	18	10 LAPS	2:10.533
			8	9 LAPS	1:43.139	20	10 LAPS	1:40.442	9	9 LAPS	1:34.214	23	12 LAPS	2:04.682
									2	5 LAPS	1:39.807			
									20	10 LAPS	1:38.835			

Weather / Track : Showers / Wet

Snetterton
Circuit Length = 1.9520 miles
Start: 13:27 End: 17:29

British Motor Heritage 4 Hour Relay Race

RACE 14 - LAP CHART

Lap 116			Lap 117			Lap 118			Lap 119			Lap 120		
No	Behind	Laptime	No	Behind	Laptime	No	Behind	Laptime	No	Behind	Laptime	No	Behind	Laptime
5		1:32.527	5		1:32.856	5		1:32.717	5		1:31.105	5		1:31.775
2	6 LAPS	1:39.006	18	11 LAPS	1:59.298	21	17 LAPS	1:51.754	21	17 LAPS	1:50.724	13	3 LAPS	1:37.209
20	11 LAPS	1:38.554	2	6 LAPS	1:39.659	2	6 LAPS	1:38.374	2	6 LAPS	1:37.134	15	4 LAPS	1:42.057
12	5 LAPS	1:34.165	23	13 LAPS	2:05.580	3	13 LAPS	2:00.184	12	5 LAPS	1:33.679	17	13 LAPS	1:45.426
8	10 LAPS	1:43.176	20	11 LAPS	1:39.528	20	11 LAPS	1:41.248	20	11 LAPS	1:43.961	23	14 LAPS	2:34.533
7	9 LAPS	1:38.709	12	5 LAPS	1:33.849	12	5 LAPS	1:34.266	3	13 LAPS	1:50.785	9	10 LAPS	2:08.527
17	12 LAPS	1:46.270	8	10 LAPS	1:42.033	18	11 LAPS	1:52.649	11	8 LAPS	2:20.185	2	6 LAPS	1:36.487
16	6 LAPS	1:37.786	7	9 LAPS	1:45.932	8	10 LAPS	1:42.349	18	11 LAPS	1:51.038	12	5 LAPS	1:33.038
15	3 LAPS	1:44.673	17	12 LAPS	1:46.113	23	13 LAPS	2:04.913	8	10 LAPS	1:41.622	21	17 LAPS	1:50.901
11	7 LAPS	1:45.826	9	9 LAPS	1:35.293	7	9 LAPS	1:36.754	7	9 LAPS	1:38.047	3	13 LAPS	1:47.337
9	9 LAPS	1:34.955	16	6 LAPS	1:36.725	9	9 LAPS	1:33.419	16	6 LAPS	1:36.794	11	8 LAPS	1:49.139
4	10 LAPS	1:41.026	4	10 LAPS	1:38.840	16	6 LAPS	1:37.569	4	10 LAPS	1:37.261	18	11 LAPS	1:49.699
21	16 LAPS	1:53.901	15	3 LAPS	1:40.834	4	10 LAPS	1:37.155				7	9 LAPS	1:37.640
13	2 LAPS	1:39.396	11	7 LAPS	1:45.612	17	12 LAPS	1:46.618				20	11 LAPS	2:12.406
3	12 LAPS	2:06.294	13	2 LAPS	1:39.076	15	3 LAPS	1:41.832				8	10 LAPS	1:56.987
						13	2 LAPS	1:37.746				16	6 LAPS	1:35.862

Weather / Track : Showers / Wet

Snetterton
Circuit Length = 1.9520 miles
Start: 13:27 End: 17:29

British Motor Heritage 4 Hour Relay Race

RACE 14 - LAP CHART

Lap 121			Lap 122			Lap 123			Lap 124			Lap 125		
No	Behind	Laptime	No	Behind	Laptime	No	Behind	Laptime	No	Behind	Laptime	No	Behind	Laptime
5		1:30.947	5		1:31.108	5		1:31.184	5		1:31.841	5		1:31.231
4	11 LAPS	1:37.252	20	12 LAPS	1:56.308	16	7 LAPS	1:35.899	7	10 LAPS	1:57.690	11	9 LAPS	1:40.587
13	3 LAPS	1:35.755	13	3 LAPS	1:35.162	21	18 LAPS	2:10.075	3	14 LAPS	1:45.433	7	10 LAPS	1:44.222
15	4 LAPS	1:41.739	8	11 LAPS	1:54.774	18	12 LAPS	1:49.322	13	3 LAPS	1:34.077	13	3 LAPS	1:34.715
17	13 LAPS	1:45.462	4	11 LAPS	1:53.851	13	3 LAPS	1:35.714	8	11 LAPS	1:36.521	3	14 LAPS	1:44.502
12	5 LAPS	1:34.520	15	4 LAPS	1:40.641	8	11 LAPS	1:37.196	18	12 LAPS	1:48.373	8	11 LAPS	1:34.235
2	6 LAPS	1:37.280	12	5 LAPS	1:31.670	20	12 LAPS	1:45.514	21	18 LAPS	1:51.780	12	5 LAPS	1:32.142
23	14 LAPS	1:50.999	2	6 LAPS	1:33.783	12	5 LAPS	1:32.125	16	7 LAPS	1:57.036	18	12 LAPS	1:47.430
9	10 LAPS	1:53.074	17	13 LAPS	1:45.020	15	4 LAPS	1:40.364	12	5 LAPS	1:31.521	21	18 LAPS	1:46.167
21	17 LAPS	1:51.160	23	14 LAPS	1:42.237	2	6 LAPS	1:36.010	20	12 LAPS	1:45.396	2	6 LAPS	1:35.758
11	8 LAPS	1:44.606	9	10 LAPS	1:45.982	4	11 LAPS	1:53.374	2	6 LAPS	1:34.105	16	7 LAPS	1:51.609
3	13 LAPS	1:48.111	7	9 LAPS	1:25.446	17	13 LAPS	1:43.456	15	4 LAPS	1:55.267	20	12 LAPS	1:46.227
7	9 LAPS	1:38.804	11	8 LAPS	1:41.813	23	14 LAPS	1:40.376	4	11 LAPS	1:45.974	23	14 LAPS	1:38.366
18	11 LAPS	1:50.839	3	13 LAPS	1:47.929	9	10 LAPS	1:43.433	23	14 LAPS	1:39.157	15	4 LAPS	1:47.234
16	6 LAPS	1:35.300				11	8 LAPS	1:41.828	9	10 LAPS	1:43.817	4	11 LAPS	1:45.743
									17	13 LAPS	2:03.239	9	10 LAPS	1:43.591

Weather / Track : Showers / Wet

Snetterton
Circuit Length = 1.9520 miles
Start: 13:27 End: 17:29

British Motor Heritage 4 Hour Relay Race

RACE 14 - LAP CHART

Lap 126			Lap 127			Lap 128			Lap 129			Lap 130		
No	Behind	Laptime	No	Behind	Laptime	No	Behind	Laptime	No	Behind	Laptime	No	Behind	Laptime
5		1:32.952	5		1:31.975	5		1:50.867	5		1:38.140	5		1:32.318
17	14 LAPS	1:46.130	17	14 LAPS	1:38.704	9	11 LAPS	1:42.883	12	5 LAPS	1:31.229	13	3 LAPS	1:37.043
11	9 LAPS	1:40.110	9	11 LAPS	1:43.964	13	3 LAPS	1:34.218	9	11 LAPS	1:45.781	9	11 LAPS	1:41.594
13	3 LAPS	1:33.901	11	9 LAPS	1:38.034	11	9 LAPS	1:36.811	7	10 LAPS	1:37.617	7	10 LAPS	1:36.024
7	10 LAPS	1:42.564	13	3 LAPS	1:32.732	12	5 LAPS	1:29.362	8	12 LAPS	3:22.122	2	6 LAPS	1:30.987
8	11 LAPS	1:34.057	8	11 LAPS	1:34.789	7	10 LAPS	1:37.848	2	6 LAPS	1:31.151	8	12 LAPS	1:42.056
12	5 LAPS	1:30.951	12	5 LAPS	1:30.199	2	6 LAPS	1:32.223	11	9 LAPS	2:00.693	11	9 LAPS	1:36.787
3	14 LAPS	1:43.711	7	10 LAPS	1:39.146	3	14 LAPS	1:41.805	3	14 LAPS	1:38.681	3	14 LAPS	1:40.617
2	6 LAPS	1:33.158	3	14 LAPS	1:40.734	16	7 LAPS	1:38.142	15	4 LAPS	1:29.386	15	4 LAPS	1:28.847
21	18 LAPS	1:43.957	2	6 LAPS	1:32.995	21	18 LAPS	1:42.999	16	7 LAPS	1:35.068	16	7 LAPS	1:33.777
18	12 LAPS	1:46.241	21	18 LAPS	1:42.362	15	4 LAPS	1:34.354	21	18 LAPS	1:39.536	21	18 LAPS	1:39.252
16	7 LAPS	1:42.565	16	7 LAPS	1:40.027	20	12 LAPS	1:43.668	23	14 LAPS	1:37.158	23	14 LAPS	1:36.368
20	12 LAPS	1:43.607	20	12 LAPS	1:42.222	23	14 LAPS	1:36.837	20	12 LAPS	1:43.012	20	12 LAPS	1:41.715
15	4 LAPS	1:35.826	15	4 LAPS	1:32.686	18	12 LAPS	1:46.670	18	12 LAPS	1:36.192	18	12 LAPS	1:32.379
23	14 LAPS	1:39.467	23	14 LAPS	1:37.430	4	11 LAPS	1:41.987	17	13 LAPS	1:32.977	12	4 LAPS	1:28.037
4	11 LAPS	1:44.244	18	12 LAPS	2:05.276	17	13 LAPS	1:34.951	12	4 LAPS	1:27.972	17	13 LAPS	1:32.952
			4	11 LAPS	1:43.136	13	2 LAPS	1:32.395	4	11 LAPS	1:41.037			

Weather / Track : Showers / Wet

Snetterton
Circuit Length = 1.9520 miles
Start: 13:27 End: 17:29

British Motor Heritage 4 Hour Relay Race

RACE 14 - LAP CHART

Lap 131			Lap 132			Lap 133			Lap 134			Lap 135		
No	Behind	Laptime	No	Behind	Laptime	No	Behind	Laptime	No	Behind	Laptime	No	Behind	Laptime
5		1:30.080	5		1:30.062	5		1:29.625	5		1:28.501	5		1:28.683
13	3 LAPS	1:31.862	20	13 LAPS	1:43.606	17	14 LAPS	1:33.565	21	19 LAPS	1:37.968	23	15 LAPS	1:36.119
4	12 LAPS	1:41.151	13	3 LAPS	1:30.993	13	3 LAPS	1:31.724	17	14 LAPS	1:32.598	21	19 LAPS	1:37.052
2	6 LAPS	1:31.255	4	12 LAPS	1:40.673	20	13 LAPS	1:46.017	13	3 LAPS	1:30.928	17	14 LAPS	1:31.647
7	10 LAPS	1:35.767	2	6 LAPS	1:30.464	2	6 LAPS	1:29.089	2	6 LAPS	1:31.402	13	3 LAPS	1:30.519
9	11 LAPS	1:43.375	7	10 LAPS	1:36.149	4	12 LAPS	1:39.772	20	13 LAPS	1:43.832	2	6 LAPS	1:28.329
11	9 LAPS	1:31.435	11	9 LAPS	1:30.716	11	9 LAPS	1:30.464	11	9 LAPS	1:30.325	11	9 LAPS	1:29.839
8	12 LAPS	1:35.326	8	12 LAPS	1:34.138	7	10 LAPS	1:36.029	15	4 LAPS	1:27.309	15	4 LAPS	1:29.836
15	4 LAPS	1:28.114	9	11 LAPS	1:41.278	15	4 LAPS	1:27.370	7	10 LAPS	1:33.908	7	10 LAPS	1:33.616
3	14 LAPS	1:37.176	15	4 LAPS	1:27.607	8	12 LAPS	1:34.103	8	12 LAPS	1:33.159	8	12 LAPS	1:32.510
16	7 LAPS	1:33.511	3	14 LAPS	1:35.580	9	11 LAPS	1:41.704	4	12 LAPS	1:58.486	16	7 LAPS	1:29.920
21	18 LAPS	1:38.701	16	7 LAPS	1:32.966	16	7 LAPS	1:30.579	16	7 LAPS	1:31.175	4	12 LAPS	1:39.319
23	14 LAPS	1:33.214	23	14 LAPS	1:33.639	3	14 LAPS	1:37.370	3	14 LAPS	1:35.740	3	14 LAPS	1:33.341
12	4 LAPS	1:27.816	12	4 LAPS	1:27.704	12	4 LAPS	1:27.859	12	4 LAPS	1:26.724	12	4 LAPS	1:27.250
18	12 LAPS	1:33.345	21	18 LAPS	1:37.594	23	14 LAPS	1:34.673	9	11 LAPS	1:58.584	20	13 LAPS	2:08.787
17	13 LAPS	1:32.747	18	12 LAPS	1:30.001	18	12 LAPS	1:30.755	18	12 LAPS	1:29.599	18	12 LAPS	1:28.277

Weather / Track : Showers / Wet

Snetterton
Circuit Length = 1.9520 miles
Start: 13:27 End: 17:29

British Motor Heritage 4 Hour Relay Race

RACE 14 - LAP CHART

Lap 136			Lap 137			Lap 138			Lap 139			Lap 140		
No	Behind	Laptime	No	Behind	Laptime	No	Behind	Laptime	No	Behind	Laptime	No	Behind	Laptime
5		1:28.014	5		1:27.999	5		1:28.336	5		1:31.995	5		1:28.343
23	15 LAPS	1:33.915	23	15 LAPS	1:33.744	17	14 LAPS	1:31.846	17	14 LAPS	1:31.039	3	15 LAPS	1:33.630
17	14 LAPS	1:31.960	17	14 LAPS	1:30.468	13	3 LAPS	1:30.244	2	6 LAPS	1:27.754	2	6 LAPS	1:27.424
13	3 LAPS	1:31.926	13	3 LAPS	1:29.666	23	15 LAPS	1:35.438	13	3 LAPS	1:33.462	17	14 LAPS	1:29.838
21	19 LAPS	1:39.462	2	6 LAPS	1:28.093	2	6 LAPS	1:26.935	23	15 LAPS	1:33.539	23	15 LAPS	1:32.987
9	12 LAPS	1:54.179	15	4 LAPS	1:28.734	15	4 LAPS	1:27.029	15	4 LAPS	1:28.068	13	3 LAPS	1:33.861
2	6 LAPS	1:28.520	9	12 LAPS	1:46.151	9	12 LAPS	1:45.849	16	7 LAPS	1:29.178	15	4 LAPS	1:26.926
11	9 LAPS	1:28.878	21	19 LAPS	2:03.660	16	7 LAPS	1:30.872	20	13 LAPS	1:27.398	20	13 LAPS	1:23.078
15	4 LAPS	1:27.232	11	9 LAPS	1:52.218	7	10 LAPS	1:34.451	11	9 LAPS	1:29.796	16	7 LAPS	1:28.441
7	10 LAPS	1:35.293	7	10 LAPS	1:36.917	8	12 LAPS	1:31.640	7	10 LAPS	1:32.972	11	9 LAPS	1:26.322
8	12 LAPS	1:31.294	16	7 LAPS	1:28.993	21	19 LAPS	1:45.809	8	12 LAPS	1:31.466	12	5 LAPS	1:29.125
16	7 LAPS	1:30.085	12	5 LAPS	2:49.902	11	9 LAPS	1:37.707	9	12 LAPS	1:45.584	7	10 LAPS	1:33.037
4	12 LAPS	1:33.174	8	12 LAPS	1:40.497	20	13 LAPS	1:23.512	12	5 LAPS	1:32.982	8	12 LAPS	1:34.571
3	14 LAPS	1:35.273	4	12 LAPS	1:31.799	12	5 LAPS	1:34.949	4	12 LAPS	1:31.472	4	12 LAPS	1:30.170
20	13 LAPS	1:35.340	20	13 LAPS	1:25.299	4	12 LAPS	1:30.863	21	19 LAPS	1:40.574	18	12 LAPS	1:27.868
18	12 LAPS	1:27.599	3	14 LAPS	1:31.924	3	14 LAPS	1:32.425	18	12 LAPS	1:27.235	9	12 LAPS	1:43.393
			18	12 LAPS	1:29.474	18	12 LAPS	1:31.219						

Weather / Track : Showers / Wet

Snetterton
Circuit Length = 1.9520 miles
Start: 13:27 End: 17:29

British Motor Heritage 4 Hour Relay Race

RACE 14 - LAP CHART

Lap 141			Lap 142			Lap 143			Lap 144			Lap 145		
No	Behind	Laptime	No	Behind	Laptime	No	Behind	Laptime	No	Behind	Laptime	No	Behind	Laptime
5		1:27.954	5		1:26.901	5		1:29.578	5		1:27.331	5		1:26.588
21	20 LAPS	1:35.821	21	20 LAPS	1:34.037	7	11 LAPS	1:32.018	8	13 LAPS	1:30.775	20	14 LAPS	1:23.778
3	15 LAPS	1:32.167	3	15 LAPS	1:32.889	4	13 LAPS	1:32.569	7	11 LAPS	1:30.354	8	13 LAPS	1:30.212
2	6 LAPS	1:27.533	9	13 LAPS	1:44.017	18	13 LAPS	1:36.949	4	13 LAPS	1:29.896	18	13 LAPS	1:27.640
17	14 LAPS	1:30.776	2	6 LAPS	1:27.404	20	14 LAPS	2:08.239	18	13 LAPS	1:26.788	7	11 LAPS	1:31.242
23	15 LAPS	1:30.848	17	14 LAPS	1:30.812	21	20 LAPS	1:34.397	20	14 LAPS	1:23.143	4	13 LAPS	1:30.625
13	3 LAPS	1:30.314	15	4 LAPS	1:26.170	3	15 LAPS	1:31.398	2	6 LAPS	1:27.851	2	6 LAPS	1:27.892
15	4 LAPS	1:26.033	13	3 LAPS	1:30.719	2	6 LAPS	1:27.218	21	20 LAPS	1:31.827	3	15 LAPS	1:31.317
20	13 LAPS	1:22.427	23	15 LAPS	1:31.395	17	14 LAPS	1:32.039	3	15 LAPS	1:31.769	21	20 LAPS	1:33.500
16	7 LAPS	1:28.689	16	7 LAPS	1:29.576	15	4 LAPS	1:26.497	15	4 LAPS	1:25.933	15	4 LAPS	1:25.022
11	9 LAPS	1:27.121	11	9 LAPS	1:29.579	9	13 LAPS	1:44.065	17	14 LAPS	1:29.976	17	14 LAPS	1:30.073
12	5 LAPS	1:32.979	12	5 LAPS	1:30.307	23	15 LAPS	1:30.542	23	15 LAPS	1:29.483	23	15 LAPS	1:30.973
8	12 LAPS	1:33.679	8	12 LAPS	1:29.997	13	3 LAPS	1:31.278	13	3 LAPS	1:31.482	13	3 LAPS	1:28.848
7	10 LAPS	1:35.894				16	7 LAPS	1:27.767	9	13 LAPS	1:41.771	9	13 LAPS	1:42.357
18	12 LAPS	1:27.485				11	9 LAPS	1:27.875	16	7 LAPS	1:27.602	16	7 LAPS	1:27.630
4	12 LAPS	1:30.998				12	5 LAPS	1:28.898	11	9 LAPS	1:27.503	11	9 LAPS	1:27.489
									12	5 LAPS	1:28.478	20	13 LAPS	1:21.524

Weather / Track : Showers / Wet

Snetterton
Circuit Length = 1.9520 miles
Start: 13:27 End: 17:29

British Motor Heritage 4 Hour Relay Race
RACE 14 - LAP CHART

Lap 146			Lap 147		
No	Behind	Laptime	No	Behind	Laptime
5		1:49.538	5		1:56.407
15	4 LAPS	1:27.776	16	7 LAPS	1:26.819
3	15 LAPS	1:33.129	11	9 LAPS	1:27.108
21	20 LAPS	1:32.993	20	13 LAPS	1:21.661
17	14 LAPS	1:30.857	12	5 LAPS	1:28.682
13	3 LAPS	1:29.193	9	13 LAPS	1:41.078
23	15 LAPS	1:31.394	18	12 LAPS	1:26.884
16	7 LAPS	1:27.617	8	12 LAPS	1:29.989
11	9 LAPS	1:27.501	7	10 LAPS	1:31.668
9	13 LAPS	1:42.389	2	5 LAPS	1:30.052
20	13 LAPS	1:19.656	4	12 LAPS	1:33.291
12	5 LAPS	1:28.514	15	3 LAPS	1:24.540
18	12 LAPS	1:26.988	3	14 LAPS	1:32.114
8	12 LAPS	1:30.424	21	19 LAPS	1:32.071
7	10 LAPS	1:30.836	13	2 LAPS	1:28.748
4	12 LAPS	1:30.700	23	14 LAPS	1:28.720
2	5 LAPS	1:26.891	17	13 LAPS	1:35.478

Weather / Track : Showers / Wet

Snetterton
 Circuit Length = 1.9520 miles
 Start: 13:27 End: 17:29

British Motor Heritage 4 Hour Relay Race

RACE 14 - POSITION CHART

No	Name	Laps Pos																																
			65	66	67	68	69	70	71	72	73	74	75	76	77	78	79	80	81	82	83	84	85	86	87	88	89	90	91	92	93	94	95	96
15	Team BGTV8	1	13	13	13	13	13	13	13	13	13	5	5	5	5	5	5	5	5	5	5	5	5	5	5	5	5	5	5	5	5	5	5	5
20	Bluesmoke & Hammera	2	5	5	5	5	5	5	5	5	5	13	13	13	13	13	13	13	13	13	13	13	13	13	13	13	13	13	13	13	13	13	13	
16	V8 Cockney Wide Boys	3	15	15	15	15	15	15	15	15	15	15	15	15	15	15	15	15	15	15	15	15	15	15	15	15	15	15	15	15	15	15	15	
2	Guten Morgans	4	2	2	2	2	2	2	2	2	2	2	2	2	2	2	2	2	2	2	2	2	2	2	2	2	2	2	2	2	2	2	2	
23	The Motley Crew	5	12	12	12	12	12	12	12	12	12	16	12	12	12	12	12	12	12	12	12	12	12	12	12	12	12	2	2	2	2	2	2	
7	Special K	6	16	16	16	16	16	16	16	16	16	12	16	16	16	16	16	16	16	16	16	16	16	16	16	16	16	16	16	16	16	16	16	
13	The Proton Mafia	7	11	11	11	11	11	11	11	11	11	11	11	23	23	23	23	23	11	11	11	11	11	11	11	11	11	11	11	11	11	11	11	
18	Zero Exhausts	8	9	23	23	23	23	23	23	23	23	23	11	11	11	11	11	11	23	23	23	23	23	23	18	18	18	18	18	7	7	7	7	
4	Metroholics	9	23	18	18	18	18	18	9	9	9	9	9	7	9	9	9	9	7	7	18	18	18	18	7	7	7	7	7	18	18	18	18	
9	T-Racers	10	18	8	9	9	9	9	18	7	7	7	7	9	7	7	7	7	18	18	7	7	7	23	23	23	23	9	9	9	8	8	8	
5	Parkside Racing Team	11	8	4	8	8	8	8	7	8	8	8	8	18	18	18	18	18	9	9	9	4	4	4	4	9	9	9	23	8	8	4	4	9
11	Team M-sport	12	4	7	4	4	4	7	8	4	4	4	18	8	8	8	8	8	8	8	8	8	8	8	8	4	4	8	8	4	4	9	9	4
8	Burble B's	13	7	20	7	7	7	4	4	18	18	18	4	4	4	4	4	4	4	4	4	9	9	9	9	8	8	4	4	23	23	23	23	23
17	Cockshoot Cup	14	20	17	17	3	3	3	3	3	20	20	20	20	20	20	20	20	20	20	20	20	20	20	20	20	20	20	20	20	20	20	20	
3	Traceys Lightweights	15	17	3	20	20	20	20	20	20	20	3	17	17	17	17	17	17	17	17	17	17	17	17	17	17	17	17	17	17	17	17	17	
21	Forc Squadra Corse	16	3	21	3	17	17	17	17	17	17	3	3	3	3	3	3	3	3	3	3	3	3	3	3	3	3	3	3	3	3	3	3	17
12	Team Axis	17	21	21	21	21	21	21	21	21	21	21	21	21	21	21	21	21	21	21	21	21	21	21	21	21	21	21	21	21	21	21	21	21

Weather / Track : Showers / Wet

Snetterton
 Circuit Length = 1.9520 miles
 Start: 13:27 End: 17:29

British Motor Heritage 4 Hour Relay Race

RACE 14 - POSITION CHART

No	Name	Laps Pos	Laps																																
			97	98	99	100	101	102	103	104	105	106	107	108	109	110	111	112	113	114	115	116	117	118	119	120	121	122	123	124	125	126	127	128	
15	Team BGTV8	1	5	5	5	5	5	5	5	5	5	5	5	5	5	5	5	5	5	5	5	5	5	5	5	5	5	5	5	5	5	5	5	5	
20	Bluesmoke & Hammera	2	13	13	13	13	13	13	13	13	13	13	13	13	13	13	13	13	13	13	13	13	13	13	13	13	13	13	13	13	13	13	13	13	
16	V8 Cockney Wide Boys	3	15	15	15	15	15	15	15	15	15	15	15	15	15	15	15	15	15	15	15	15	15	15	15	15	15	15	15	15	15	15	15	15	
2	Guten Morgans	4	12	12	12	12	12	12	12	12	12	12	12	12	12	12	12	12	12	12	12	12	12	12	12	12	12	12	12	12	12	12	12	12	
23	The Motley Crew	5	2	2	2	2	2	2	2	2	2	2	2	2	2	2	2	2	2	2	2	2	2	2	2	2	2	2	2	2	2	2	2	2	
7	Special K	6	16	16	16	16	16	16	16	16	16	16	16	16	16	16	16	16	16	16	16	16	16	16	16	16	16	16	16	16	16	16	16	16	
13	The Proton Mafia	7	11	11	11	11	11	11	11	11	11	11	11	11	11	11	11	11	11	11	11	11	11	11	11	11	11	11	11	11	11	11	11	11	
18	Zero Exhausts	8	7	7	7	7	7	7	7	7	7	7	7	7	7	7	7	7	7	7	7	7	7	7	7	7	7	7	7	7	7	7	7	7	
4	Metroholics	9	18	18	18	9	9	9	9	9	9	9	9	9	9	9	9	9	9	9	9	9	9	9	9	9	9	9	9	9	9	9	9	8	8
9	T-Racers	10	8	8	9	8	8	8	8	8	8	8	8	8	8	8	8	8	8	8	8	8	4	4	4	4	4	4	8	8	8	8	8	9	4
5	Parkside Racing Team	11	9	9	8	18	18	18	18	18	4	4	4	4	4	4	4	4	4	4	4	4	4	4	8	8	8	8	8	8	4	4	4	4	18
11	Team M-sport	12	4	4	4	4	4	4	4	4	18	18	20	20	18	18	18	18	18	18	18	20	20	20	20	18	18	18	18	18	18	18	18	9	9
8	Burble B's	13	20	20	20	20	20	20	20	20	20	20	20	20	18	18	20	20	20	20	20	18	18	18	18	20	20	20	20	20	20	20	20	20	
17	Cockshoot Cup	14	23	23	23	23	23	17	17	17	17	17	17	17	17	17	17	17	17	17	17	17	17	17	17	17	17	17	17	17	17	17	17	17	
3	Traceys Lightweights	15	17	17	17	17	17	3	3	3	3	3	3	3	3	3	3	3	3	3	3	3	3	3	3	3	3	3	3	3	3	3	3	3	
21	Forc Squadra Corse	16	3	3	3	3	3	23	23	23	23	23	23	23	23	23	23	23	23	23	23	23	23	23	23	23	23	23	23	23	23	23	23	23	
12	Team Axis	17	21	21	21	21	21	21	21	21	21	21	21	21	21	21	21	21	21	21	21	21	21	21	21	21	21	21	21	21	21	21	21	21	

Weather / Track : Showers / Wet

Snetterton
 Circuit Length = 1.9520 miles
 Start: 13:27 End: 17:29

